



**YOUR COMPLETE GUIDE TO AN  
EASY AND BEAUTIFUL LAWN**



# THE BEST LAWN FERTILIZER PROGRAM

## APP 1

**Apply:**  
Late April - May

### Crabgrass Preventer



**CONTAINS EXCLUSIVE**



- ★ Contains humic & fulvic acids
- ★ Improves turf & soil quality
- ★ Increases water retention

18 lb. = 5,000 sq. ft.  
50 lb. = 13,888 sq. ft.

JRKO Crabgrass Preventer contains dithiopyr herbicide which is highly effective for crabgrass control. This product is excellent for established lawns.

#### Ingredients include:

- 22% Nitrogen for a lush green lawn
- 6% Potash or potassium for growth and drought resistance
- 3% Iron for a fresh green look
- 4.6% Sulfur
- Contains 25% Nutromatic™ to improve soil quality and increase water retention

Contains natural, non-burning, organic, slow-release nitrogen and iron for deep greening. Can be applied up to 4 weeks later than other pre-emergence crabgrass preventers. A selective herbicide plus fertilizer combination product that provides control of crabgrass and many other weeds in established lawns and ornamental turfgrasses.

Apply in spring before weeds germinate.

**Tip:** Do not reseed grass or overseed your lawn until 3 months after application.

## APP 2

**Apply:**  
Late May - Early June

### Weed & Feed Fertilizer



**CONTAINS EXCLUSIVE**



- ★ Contains humic & fulvic acids
- ★ Improves turf & soil quality
- ★ Increases water retention

18 lb. = 5,000 sq. ft.  
50 lb. = 13,888 sq. ft.

JRKO Weed & Feed contains natural non-burning organic slow-release nitrogen and iron for deep greening.

#### Ingredients include:

- 24% Nitrogen for a lush lawn
- 4% soluble Potash
- 3% Iron for a fresh green look
- 4% Sulfur
- Contains 25% Nutromatic™ to improve soil quality and increase water retention

Contains VIPER® which controls: dandelions, spurge, plantain, chickweed and 200 other broadleaf weeds. Best results are obtained when weeds are growing actively in spring or early fall.

Avoid applying during temperatures of 90° or more. Morning applications are best. Water in 48 hours after application to activate fertilizer component. Granular is safer than liquid fertilizer to avoid burning.

Maximum of 2 applications per season.

**Tip:** Apply when lawn is moist as granules adhere to weeds. Don't cut your lawn 3 days before or after application. Avoid irrigation, rainfall, and mowing for 24 to 48 hours after application.

# 4 EASY APPLICATIONS FOR LUSH, GREEN GRASS!

## APP 3

**Apply:**  
*Mid August*

### Turf Special Fertilizer



**CONTAINS EXCLUSIVE**



- ★ Contains humic & fulvic acids
- ★ Improves turf & soil quality
- ★ Increases water retention

**18 lb. = 5,000 sq. ft.**  
**50 lb. = 13,888 sq. ft.**

JRKO Turf Special is a slow-release fertilizer that will give prolonged feeding and replenish turf after heat of summer.

#### Ingredients include:

- 26% Nitrogen to increase vigor and create a lush green lawn
- 4% Soluble potash
- 5% Iron to help keep lawns green during summer stress
- 4% Sulfur
- Contains 25% Nutromatic™ to improve soil quality and increase water retention

Contains natural, non-burning, organic, slow release nitrogen for a longer lasting green lawn. Extra potash and iron promotes thicker, healthier lawns. 6 to 8 weeks of fertilization.

Apply in spring, summer, or fall as a straight fertilizer if your lawn does not need Crabgrass Preventer or Weed & Feed. Water in to activate.

Apply throughout the season when a balanced feeding is needed.

**Tip:** JRKO Turf Food can be used in place of Weed & Feed if broadleaf weeds are not a problem.

## APP 4

**Apply:**  
*Late September - October*

### Winterizer Fertilizer



**CONTAINS EXCLUSIVE**



- ★ Contains humic & fulvic acids
- ★ Improves turf & soil quality
- ★ Increases water retention

**18 lb. = 5,000 sq. ft.**  
**50 lb. = 13,888 sq. ft.**

JRKO Winterizer is the best fertilizer to get your lawn ready for the next spring.

#### Ingredients include:

- 22% Nitrogen
- 12% soluble potash
- 3% Iron to help keep lawns green during stress
- 6.6% Sulfur
- Contains 25% Nutromatic™ to improve soil quality and increase water retention

Contains natural, non-burning, organic, slow-release nitrogen and iron for deep greening. Prepares your lawn for winter dormancy. Extra potash for healthier turf and quicker green-up the following spring. Specially formulated to maximize root building and winter hardiness.

Apply just before fall seeding. Water in to activate.

**Tip:** By applying JRKO Winterizer in the fall, you are actually fertilizing for the next spring, making this step the most important of all four steps.





**ONE APP™**

## **Single Application Lawn Fertilizer Plus Crabgrass Preventer**

Contains the latest in fertilizer technology and is formulated to feed your lawn for up to 6 months. Apply JRK Brand Single Application Lawn Fertilizer Plus Crabgrass Preventer and be done fertilizing for the season.

- **One and done!**
- **Feeds all season long**
- **Controls crabgrass**
- **34-0-6**
- **Non-burning**
- **Controlled release nitrogen for extended feeding**
- **Covers 7,000 sq. ft.**



**A Great  
Looking Lawn  
with Less Effort**





## **Soil Testing Kits**

### **Available In-store or Online!**



### **Healthy plants & grass begin with healthy soil!**

If you want the healthiest lawn possible, it is important to do a soil test before applying fertilizers and soil amendments. The Gertens Soil Test Kit is a comprehensive lab-based soil kit that provides all the supplies needed for quick & easy soil collection. Tested by one of the nation's leading agricultural labs, it includes easy-to-read results including pH, macro-nutrients, micro-nutrients, and more. Simply register your kit online! You will be emailed your results 48 hours after the lab receives them. Simply put your soil sample in the bag, register it online, and drop it in the mail! Results will include suggestions of products to buy and amount needed for your turf's soil, all available at Gerten's!

**Quick Turn Around!**  
48 hours after the lab  
receives your sample.

**The guessing game will  
be in the past. We can  
help you create a  
solution that is unique  
to your yard's needs!**





**STEP  
1**

**Apply:**  
*Early Spring*

**30 lbs. covers 5,000 sq. ft.**

## Spring Weed & Feed

Sustane® Spring Pre-emergent & Fertilizer (Granular Corn Gluten Meal) is a natural broad-leaf pre-emergent that helps prevent weeds from establishing in the spring.

Contains slow release nitrogen which helps promote thicker lawns and lasting turf color. Apply before germination of weed seeds. A short drying period following germination helps kill the weeds before they form roots. If it does not rain for 5 days after application, water with .25" of water and then allow the soil to dry for a period following germination. Wait 34 days before seeding. Use at a rate of 20 lbs./1,000 sq. ft. for improved weed prevention.

**Apply in April or Early May.**



**STEP  
2**

**Apply:**  
*Early Summer*

**30 lbs. covers 5,000 sq. ft.**

## Summer Maintenance

Sustane® Early Summer Turf Maintenance natural fertilizer encourages new growth.

Combines slow release nitrogen which helps promote thick lawns and lasting turf color with quickly available natural Chilean nitrate for a fast turf response. Sustane 9-0-2 is made from a combination of aerobically composted turkey litter, green waste compost, feather meal, Chilean nitrate and sulfate of potash.

**Apply in May or June.**



**STEP  
3**

**Apply:**  
*Summer*

**30 lbs. covers 5,000 sq. ft.**

## Late Summer Starter & Overseeder

Sustane® Turf Starter and Overseeder 4-6-4 is made from aerobically composted turkey litter, feather meal and sulfate of potash. The composting process makes the fertilizer safe so it will not burn the grass seed.

Applying new grass seed mixed with Sustane to an existing lawn is a great way to promote dense grass coverage and help crowd out weeds.

**Apply in August or September.**



**STEP  
4**

**Apply:**  
*Fall*

**30 lbs. covers 5,000 sq. ft.**

## Fall Winterizer

Sustane® Fall Winterizer 8-0-4 provides the lawn nutrients that grass needs to prepare for winter resulting in a quick spring green up.

Sustane Fall Winterizer promotes thicker lawns and early spring color. Sustane 8-0-4 is made from a combination of aerobically composted turkey litter, green waste compost, feather meal and sulfate of potash.

**Apply in September or October**

**Safe for kids, pets and the environment.**

# NATURAL LAWN FERTILIZING & REPAIRING SOLUTIONS

## Green Loon® Bio Starter Plus



Improves soil structure and nutrient availability.

Organically based starter fertilizer formulated to start plants faster by providing all the key nutrients. In addition, Bio-Starter Plus is designed to enhance root development for faster establishment. Besides being an excellent starter for establishing sod or seed, makes an excellent starter for plants and vegetables. It contains all the key nutrients essential to establishing healthy, vibrant plants.

**50 lbs. covers 4,000 sq. ft.**  
**10 lbs. covers 800 sq. ft.**

## Milorganite® Organic Fertilizer



Organic, all-purpose fertilizer. Safe for kids and pets.

Nitrogen fertilizer composed primarily of heat dried microbes. It's an all-purpose fertilizer used on lawns, shrubs, trees, flowers, vegetables, golf courses and as a seed carrier. Because of absorption, it shows almost immediate results. It contains 4 percent non-staining iron for deep greening and can be applied any time during the growing season and is suitable for any climate. Safe for children and pets.

**32 lb. covers 2,500 sq. ft.**

## Sustane 8-2-4 All Natural Lawn & Landscape Plant Food



Provides lasting plant nutrition.

Slow release nitrogen fertilizer that provides lasting plant nutrition from biologically stable compost, natural potash and feather meal. Recommended for use on lawns, landscape, trees, shrubs, flowers, fruits, vegetables and all plant varieties.

**20 lbs. covers 2,000 sq. ft.**

*\*OMRI listed organic*

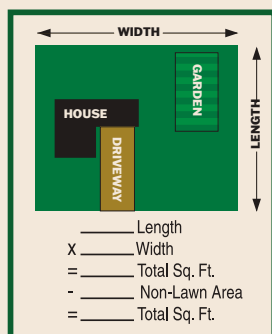
## Sustane 4-4-4 Bolster Granular with Mycorrhizal



Provides rapid green-up with up to eight weeks of even color.

Granular fertilizer with the right nutrient load and additional components to improve turf health and development. It has a balanced nutrient ratio and added plant biostimulants to provide rapid root development while also protecting the roots from drought and other stresses. Whether it's for a golf course green or another fine turfgrass site, Bolster Granular 4-4-4 is the ultimate turf starter fertilizer for the job.

**20 lb. covers 1,000 sq. ft.**




### CALCULATING TOTAL LAWN AREA

**LENGTH x WIDTH = TOTAL SQ. FT. then subtract NON-LAWN AREAS (House, Garden, Driveway)**

### SPREADING PATTERNS

**First spread the borders of your lawn. Then spread the center by spreading in straight line passes. Spread at a uniform walking speed to insure even coverage. To avoid gaps and streaks, first spread the border and fill in center with uniform, parallel passes.**





# SOIL CONDITIONERS, AMENDMENTS & ACTIVATORS

## Green Loon® Soil Conditioner



Improves the quality of soil for healthy plant growth.

Improves the quality of soils. It loosens clay soil to help improve drainage, aeration and nutrient release for plants to use. Green Loon® Soil Conditioner helps plants & roots hold moisture, nutrients and oxygen in sandy soils. It also increases microbial activity in the soil. This helps release nutrients in the soil for the plants to use. We recommend that you add a balanced fertilizer program.

## Precision Organics™ C20 Soil Builder



Plant derived substrate that feeds soil microbes.

C20 for turf, trees and shrubs provides a natural, carbon-based food source for microbes in the soil. It promotes soil aeration and reduces soil compaction. C20 Soil Builder promotes root development, nutrient uptake and overall plant health.



## Fertilome® HuMic Granular



Assists in nutrient uptake.

HuMic Granular Humic Acid soil amendment naturally decomposes thatch and can be used in Vegetable Gardens, Flowerbeds, Indoor Plants, Compost Bins and in your yard. A highly concentrated soil conditioner. Derived from remains of decomposed organic plant materials, humic acids enhance nutrient uptake and stimulate soil microbial life. Humic Acid encourages root development. **Available in 20 lb. and 40 lb. bags.**

## Green Loon® Mycorrhizal



Supports root system growth.

Empower your roots! Green Loon® Mycorrhizal contains 4 Species of Endo & 7 Species of Ecto Granular material. It Delivers nutrients directly to the roots and increases the plant's effective water utilization capability. Supports root system growth and can be used on Trees, Shrubs and Turf grass.

## Plant's Choice Rapid Gypsum



Neutralize soil pH levels in lawns.

Fortified with pHCa technology, is ideal for leaching out excessive salt in the soil, as well as aerating tightly compacted soil. It will provide instant calcium without affecting pH levels. This patented pHCa technology enhances the plant's ability to convert nutrients into an immediately available form for nourishment and soil pH maintenance. Rapid Gypsum provides superior results in a reduced dust formula for easy application.

## Plant's Choice Rapid Lime



Starter fertilizer for your lawn.

Fast-acting treatment that will save you time and money on lawn care. Fortified with pHCa technology, it quickly increases soil pH and calcium levels. This patented pHCa technology enhances the plant's ability to convert nutrients into an immediately available form for absorption and soil pH adjustment. Use to ensure a good fertilizer response, promote a healthy lawn, soil structure and cut down on moss and excess weed pressure.

# TURF INSECT PROBLEMS & SOLUTIONS



## 24 Hour Grub Killer

### Bayer Advanced Grub Killer Plus

high-efficiency granules provide 50% higher concentration, 33% less weight with great coverage. Contains DYLOX® – kills grubs in 24 hours and 9.3% Trichlorfon. Also kills ants, billbugs, chinch bugs, crickets, cutworms, earwigs, grasshoppers, leafhoppers, millipedes, mole crickets, pillbugs, scorpions, sod webworms, sowbugs and ticks. **10 lbs. covers 5,000 sq. ft.**



## Annual Grub Beater Season Long Grub Control.

One annual application is all it takes to control grubs all season long. Contains .5% Imidacloprid. Also kills European Crane Fly larvae, mole crickets and other turf destroying insects. Apply any time, spring to summer. **5 lbs. covers 5,000 sq. ft. 15 lbs. covers 15,000 sq. ft.**



## Lawn Insect Control

**Turf Ranger** is a broad spectrum residual insecticide for control of certain insects in your lawn. Useful in lawn, around shrubbery and other ornamentals, also effective against common lawn and garden foes such as ants, cockroaches, boxelder bugs, digger wasps and more. **10 lbs. covers 10,000 sq. ft.**



## Lawn Insect Control, Including Ticks

**Bug Blaster II** Contains .2% of Bifenthrin and provides broad spectrum control of insect pests in lawns, landscapes, perimeter around buildings. Controls fire ants, fleas, ticks, mole crickets, chinch bugs, european crane flies, scorpions and other listed insect pests. **11.5 lbs. covers 5,000 sq. ft.**



## Liquid Yard & Garden Insect Control

**Eight Insect Control** contains Permethrin 2.5% which provides economical, contact and residual insect control for up to 4 weeks. Kills over 100 insects which destroy lawns, roses, flowers, trees, shrubs, vegetables, fruit, nuts and may be applied to homes and other areas to stop infestations of all flying, crawling and hopping insects.



## Ant, Flea & Tick Killer Bonide Ant, Flea & Tick Killer

**Granules** contain 0.25% Permethrin fast acting, long lasting (4 weeks) insect control for lawns and home foundations. Great for ants, fire ants, fleas, ticks, crickets, earwigs, spiders, sow bugs, silverfish, clover mites, chinch bugs, armyworms, sod webworm, leaf hoppers, millipedes and certain grubs. **10 lbs. covers 5,000 sq. ft.**



## Japanese Beetle Solutions & Control


Japanese Beetles are a constant threat to both Lawns & Gardens. They are an insect with an annual life cycle that decimate lawns by feeding off the root systems and also foliage of trees, ornamentals and edibles. You need to plan preventative treatment for both the grub stage and beetle stage.



## Mosquito Control

Enjoy your lawn, patio, barbecue, swimming pool, picnic and outdoor space this summer with the help of our many mosquito control products in-store or online. People and pet safe options so you can enjoy mosquito free surroundings, any place, anytime!

# RODENT PROBLEMS & SOLUTIONS



## Moles

There are two kinds of moles in Minnesota: the eastern and star-nosed mole. Moles are characterized as small rodents with pointed noses, large clawed, paddle shaped front feet and bulky hairless tails. Moles feed primarily on beetles, grubs, and other insect larvae. Damage caused by moles is noticeable by the elevated tunnels they create.



## Voiles

Similar to the mice found in your home. They are known as a field mouse with fur in brown/ grey tones, small round bodies and beady eyes with a long tail. The damage they inflict is generally above ground by chewing plants down to the crown growing points at ground level. Trail marks as the snow melts are sure signs of them.



## Gophers

They can cause severe turf damage with large mounds and tunnels. They can grow to 8 inches, can stand upright and have plump cheeks which carry both food and nesting materials. Because most of their network is underground, they can disrupt irrigation systems and cause soil erosion. They are larger and stockier than chipmunks.



## Squirrels

They can easily wreak havoc on planters, garden crops or bulbs under the surface. Tree squirrels dig up hidden acorns & nuts, they are usually small enough not to warrant major repair and will fill in over the growing season. Ground squirrels can be quite destructive, as they are larger and eat turf and root systems; they look and behave like gophers.

## Rodent Solutions

The most important thing to remember when controlling rodents, is to catch the infestation as soon as possible. They populate quickly and once established, they are difficult to eradicate from your property.

For issues with insect eating rodents like moles, treating your turf with a grub control product will help eliminate their food source and can be an effective way to deter them from your yard. Repellent products contain non-poisonous ingredients that have several different modes of repellency, including irritating the nasal passage and affecting taste of food source, such as castor oil based products. We also stock other repellents that are scent based which are seasonal and is absorbed into plants themselves to discourage gnawing that can occur. Other alternatives are garlic-based scent spikes or electronic spikes which emit pitch that forces them elsewhere.

There are also rodent killers available that use poisons to kill pests. Poison control is generally in pellet form and goes right into tunnels for moles and gophers. There are also edible poison worms which are poked into the turf and then eaten as a baited food source. Smoke bombs can be utilized in tunnels which asphyxiate them. Traps are a great solution and alternative to poisons. There are live traps that allow release of rodent elsewhere and harpoon traps with spikes that impale them in tunnels and are usually motion sensitive to pathways underground. These are certainly safer for household pets that might stumble onto the poisons.

### Fertilome® MoleGo™



### Repellex®



### Mole Scram, Vole Scram & Gopher Scram



### Gopher Gasser Killer




### Bonide® MoleMax & Chipmunk/Squirrel





# GOT WEEDS? NO PROBLEM.



## Problem: Creeping Charlie

Creeping Charlie is a low growing, perennial weed that thrives in moist, shady areas of the lawn. It will take over sunny areas of the lawn if the turf is thin. In the early spring, flowers will appear that can range from dark blue to purple. It can propagate from cuttings, so bag lawn mowings. Best time to treat is right after it flowers in the spring or late fall after first hard frost.

**Solution:** Use Fertilome® Weed Free Zone.



## Problem: Crabgrass

Crabgrass is an annual grass that grows best in the heat of the summer. Since it is an annual, crabgrass will be killed by a fall frost. It is crucial to rid of it before it goes to seed.

**Solution:** Apply a pre-emergent herbicide in the spring (April 15 - May 30). Crabgrass germinates from mid-April until the end of July. Use pre-emergent which has a longer lasting 12 week germination inhibitor. JRK Brand Crabgrass Preventer, will allow you to effectively prevent crabgrass from ever becoming a problem. If crabgrass is established, use knockdown applications of selective herbicide like Fertilome® Weed Out Crabgrass, NuFarm Quincept or Q4 Plus from PBI.



## Problem: Quackgrass

Quackgrass is a perennial weed grass in MN. It's very difficult to eliminate quackgrass in the home lawn, because it is of the same family as lawn grasses.

**Solution:** Use a nonselective herbicide containing Glyphosate®, like Hi-Yield® Killzall Weed & Grass Killer. Since nonselective herbicides can be destructive to desirable plants, the use of a tube-sponge style applicator is recommended.



## Problem: Yellow Nutsedge

Yellow nutsedge is a perennial grass-like weed. It has a distinguishable triangular stem and is brighter green in color. Yellow nutsedge typically grows in July and August and is capable of outgrowing fescues and bluegrass. Its roots carry small nut seedlings, which perpetuate its overtaking of natural grasses.

**Solution:** Yellow nutsedge and other sedges can be controlled, with Fertilome® Nutsedge Control mixed with Hi-Yield® Spreader Sticker, or Q4 Plus from PBI.



## Problem: Creeping Bentgrass

Aggressively produces horizontal stems, called stolons, that run along the soil's surface. These allow creeping bentgrass to form dense stands under good growing conditions and out compete other grasses, thus becoming a troublesome weed in a lawn.

**Solution:** Creeping Bentgrass can be controlled, with Meso 4SC Select (Tenacity) by Select Source.

**JRK Weed & Feed and  
Crabgrass Preventer**

**Fertilome® Weed Free Zone,  
Weed-Out & Nutsedge Control**

**Hi-Yield Killzall &  
Spreader Sticker**

**Meso 4SC Select  
(Tenacity)**



# SOLUTIONS TO SOME OF THE MOST COMMON WEED PROBLEMS



## Problem: Thistles

Thistle can be a problematic perennial or biennial weed in Minnesota. Depending on the variety of thistle, it can produce seed once a year or once every two years.

**Solution:** Thistles can be quickly controlled with selective broadleaf herbicides, like JRK Weed & Feed, Fertilome® Weed Free Zone, Fertilome® Weed-Out, Monterey Thistle Down, or Quincept from NuFarm.



## Problem: Purslane

Purslane is an annual weed that reproduces prolifically by seed. Purslane is found more in areas where the ground has been disturbed, such as flower and vegetable gardens. The leaves and stems are fleshy and succulent and are often tinged slightly red.

**Solution:** Purslane can be quickly controlled with selective broadleaf herbicides, like JRK Weed & Feed, Fertilome® Weed Free Zone, Fertilome® Weed-Out or Quincept from NuFarm.



## Problem: Dandelions

Dandelions are perennial weeds that have unmistakable yellow aster-like flowers. Dandelions will flower in the spring and fall and should be controlled during these time frames.

**Solution:** Dandelions can be quickly controlled with selective broadleaf herbicides, like JRK Weed & Feed, Fertilome® Weed Free Zone, Fertilome® Weed-Out, Q4 Plus Turf Herbicide from PBI or Triplet from NuFarm.



## Problem: Buckthorn

Buckthorn is considered a noxious weed because of its invasive capability. Buckthorn twigs are tipped with a short sharp thorn and are easy to identify in the landscape. The leaves are dark green with curved main veins. The berries are black, usually persist into winter and contain several seeds.

**Solution:** Because its root systems are so quickly invasive, Buckthorn should be dealt with sooner rather than later. Gertens is a preferred vendor for the Extractigator™ which is a manual lever tool designed specifically for Buckthorn and voluntary trees. Otherwise, because it is a woody stem, is most effectively destroyed with a root killer such as Fertilome® Brush & Stump Killer. To work effectively it needs to be brushed onto an open fresh cut and absorbed down into the stem. This works well in Fall while the roots are actively growing prior to winter hibernating. It can then be more easily removed the following Spring.

### JRK Weed & Feed



### Fertilome® Weed Free Zone, Weed-Out & Brush & Stump Killer



### NuFarm Quincept & Triplet



### PBI Gordon Q4 Plus Turf Herbicide



# THERE'S A FUNGUS AMONG US



## Problem: Snow Molds in Lawns

After the snow melts, if you see matted grass with cobweb-like fungus, this is snow mold. There are two types of snow mold. Gray snow mold (white to gray) stops growing when the lawn dries out and temperatures exceed 45°. Pink snow mold (white to pink) will continue to grow with temperatures up to 60°.

### Solution:

- In the fall, continue to mow your grass until it stops growing.
- Rake all leaves in the fall.
- Apply Bonide® Infuse Systemic Fungicide, Fertilome® F-Stop, or Scott's® DiseaseEX in the fall and spring as a preventative.



## Problem: Powdery Mildew

Powdery mildew is a common disease which creates a dusty white coating on grass blades. This disease generally occurs in the spring and fall and frequently develops in shaded areas with poor air circulation.

### Solution:

- Selective pruning of trees to improve light and air circulation.
- Apply a Fungicide such as Bonide® Infuse Systemic Fungicide, Fertilome® F-Stop or Scott's® DiseaseEX.



## Problem: Turf Patch Disease

These fungi are found in the soil of your lawn. The disease develops during the rainy season in spring, summer and fall. The green grass blades will change to turn tan/brown then reddish in color. In your lawn, you will see dead grass in the shape of rings or circular patches. Temperature and moisture can increase disease. Prevent summer patch by applying fungicide before high temperatures & humidity.

### Solution:

- Proper watering.
- Maintain mowing height at 2 ½ to 3 inches.
- Apply Bonide® Infuse Systemic Fungicide, Fertilome® F-Stop, or Scott's® DiseaseEX.



## Problem: Leaf Spot Diseases of Lawns

Leaf spot occurs in cool, wet weather (spring - fall) and is easy to identify by its spots. The leaf blades will develop purplish-red to purplish-brown spots with a tan center. The disease attacks the leaves and can spread to the crown of the grass plant. Wide spread damage to lawns happens during a wet spring.

### Solution:

- Proper watering.
- Maintain mowing height at 2 ½ to 3 inches.
- Apply Bonide® Infuse Systemic Fungicide, Fertilome® F-Stop, or Scott's® DiseaseEX

### Scott's DiseaseEX



Lawn Fungicide offers a formula to cover a wide range of problem lawn diseases. Fast acting and continues to control lawn diseases for up to 4 weeks. Contains Azoxystrobin

### Fertilome F-Stop



Controls turfgrass diseases in established lawns and in ornamental turfs. Use on lawns, landscapes, golf course greens, tees and fairways. Contains Myclobutanil.

### Bonide Infuse



Prevents and stops major disease. It's powerful systemic protection won't wash off and lasts up to 1 month on certain diseases. Granules contains Thiophanate-methyl and RTU contains Propiconazole.





# Microbial Aeration™ vs. Mechanical Aeration

Thanks to new and ground breaking technology, we can now offer “Microbial Aeration” for relieving compacted soil. C20 is a consumable carbon food source for soil microbes. C20 dramatically increases the soil microbial populations which decompresses the soil and mineralizes nutrients. We can now aerate the soil without disturbing the surface of the landscape. C20 is a game changer!

## Reduce Costs

Microbial Aeration	Cost
• C20 Soil Builder	\$\$
• Application time of technician	\$



**Microbial Aeration is performed at the same time and with the same equipment as fertilization services.**

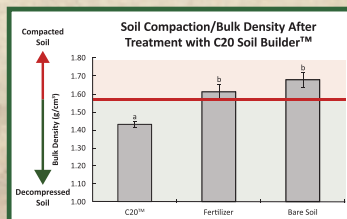
Mechanical Aeration	Cost
• Purchase price of aerator	\$\$\$
• Purchase price of trailer	\$\$\$
• Equipment maintenance / parts & labor	\$\$
• Mileage costs for tow vehicle	\$\$
• Payroll costs for travel time	\$\$
• Production time	\$
• Marking irrigation heads / flags	\$
• Scheduling, routing	\$
• Pre-watering calls	\$
• Gas & oil	\$
• Liability for property damage - irrigation heads, fences, etc.	\$
• Storage of equipment	\$
• Late fall cancellations - Leaf Drop / Snow	\$

## Improve Soil

### C20 RELIEVES COMPACTION



### C20 REDUCES BULK DENSITY



Spreader	10 lbs. of C20 per 1,000 sq. ft.	20 lbs. of C20 per 1,000 sq. ft.
Chapin #82400	#12 - 1 pass	#18 - 1 pass
Turco T3000	#8 - 2 passes	-
LESCO	#30 - 2 passes	-
Earthway	#28 - 2 passes	-
Scotts DLX	#8.5 - 2 passes	-

\*Note: Actual spread rate can vary based on speed traveled, width of spread pattern and mechanical differences in equipment settings. Individual spreaders should be calibrated in order to insure accuracy.



SCAN QR CODE TO ACCESS VIDEO



FOR TREES, SHRUBS AND TURF  
CONCENTRATED FOOD SOURCE  
FOR SOIL MICROBES



PRECISION ORGANICS™

# NEW LAWN SEEDING INSTRUCTIONS

*Custom design a lawn that fits your yard.*

## SUPPLIES CHECKLIST

- |  |  |
|--|--|
| <input type="checkbox"/> JRK Grass Seed  | <input type="checkbox"/> Maintainer & Landscape Rakes                                  |
| <input type="checkbox"/> Green Loon® Lawn Seeding Soil   | <input type="checkbox"/> Sprinkler, Hose, Timer  |
| <input type="checkbox"/> Peat Moss   | <input type="checkbox"/> Seed Spreader   |
| <input type="checkbox"/> Compost   | <input type="checkbox"/> Garden Weasel   |
| <input type="checkbox"/> Seed Starter + Crabgrass Preventer, JRK Brand Starter Fertilizer, or Seed Aide Cover Grow | <input type="checkbox"/> Straw Blankets or EZstraw                                     |
| <input type="checkbox"/> Greenview Mulch   | <input type="checkbox"/> Hi-Yield® Kill-zall<br><i>(not the 365 year-long product)</i> |

### Step 1: Site Preparation - no weeds

This is the most important step to follow in order to enjoy successful germination of your grass seed. Loosen soil and add soil amendments. Rototill soil to a minimum of 6 inches. Loosening the soil breaks up compaction, allowing the grass seedlings to root and the grass to take up nutrients and air, while giving better seed/soil contact. Sandy or heavy clay soils need to be amended. Grass needs good drainage and soil to grow and thrive. Green Loon® Lawn Seeding Soil allows the plant to survive stress periods and retain moisture and nutrients longer. Level soil and rake smooth. Remove any clumps, rocks and other debris. A leaf rake will leave groove that allow for better seed/soil contact for germination.

### Step 1: Site Preparation with weeds

Weed and grass killers need to be applied to an actively growing plant. The best time to kill weeds is when the temperature is above 60 degrees Fahrenheit. Weed and grass killers are absorbed through the plant tissue and then translocated to the roots. This will kill perennial broadleaf and grassy weeds. Wait at least a week to see if all weeds have been killed. If green weeds are still present, spray the weed and grass killer again. Weeds and grasses should be dead before rototilling occurs. If perennial weeds are not killed to the root, rototilling will propagate and increase the number of weeds in the new section of the lawn.

*\*See a Gertens lawn and garden expert about spray methods and equipment. Be mindful that these same chemicals will kill your desirable plants. Beware of perimeter distance and wind spread. Even a small amount of leaves can destroy a healthy plant.*

### Step 2: Use Starter Fertilizer For Grass Seed

Starter fertilizer will give emerging grass a faster, healthier start. Broadcast starter fertilizer over the soil at recommended rates and rake lightly into soil. Regular types of crabgrass preventer will prevent germination of grass seed. A roller can be used to slightly firm the soil. Wait until fall if a pre-emergent was applied.

### Step 3: Broadcast Seed Over Soil

Follow recommended seeding rate for your grass seed mixture. See seed guide to select the right mix for your lawn. Use a hand spreader for small areas and a fertilizer spreader for large areas. For a more uniform seeding, broadcast one-half of the seed in one direction and the other half in a direction perpendicular to the first.

### Step 4: Rake Seed Lightly Into Soil

Raking the seed lightly into the soil less than 1/4" deep, rolling with a roller allows better seed and soil contact, ensuring proper germination.

### Step 5: Broadcasting of Pelletized Mulch To Maintain Moisture

This step is optional, however, we recommend mulching the area so the top several inches of soil do not dry out as fast. It will also help keep weeds down, keep birds from eating the seed and help seeds germinate faster. Straw blankets work well too!

### Step 6: Water Regularly

Water 3-5 times a day for 5-10 minutes following seed application until grass is established. It is important that the seed does not dry out.

### Step 7: Stay Off The Grass!

Keep people and pets off seeded areas until your grass is established.

# LAWN OVERSEEDING INSTRUCTIONS

*Reclaim that thin or weak lawn.*

## SUPPLIES CHECKLIST

- |  |  |
|--|--|
| <input type="checkbox"/> JRK Grass Seed  | <input type="checkbox"/> Green Loon® Lawn Seeding Soil |
| <input type="checkbox"/> Seed Spreader   | <input type="checkbox"/> Leaf & Thatch Rakes           |
| <input type="checkbox"/> Sprinkler, Hose & Timer   | <input type="checkbox"/> Maintainer Rake               |
| <input type="checkbox"/> Aerator   | <input type="checkbox"/> Garden Weasel                 |
| <input type="checkbox"/> A Seed Starter + Crabgrass Preventer, JRK Brand Starter Fertilizer, or Seed Aide Cover Grow |  |

### Step 1: Mow Lawn Short

Mow your grass to a height of 2 to 2½ inches. Slightly shorter than usual.

### Step 2: Rake Area Thoroughly

Use a seeding rake like the Maintainer rake to agitate soil. Take care not to tear out too much of the existing lawn.

### Step 3: Aerate Your Lawn

Aeration improves your lawns appearance, usability and ability to absorb water from irrigation. Lawn aeration increases nutrient uptake and helps to break up compaction, allowing the roots of existing grass to breathe. An aerator that pulls plugs is more effective than one that simply pokes holes. Leave soil cores on top of the lawn to help grass seed germination. You can also apply C20 to microbial aerate instead of mechanically aerating.

### Step 4: Broadcast Starter Lawn Fertilizer

Use JRK Brand Starter Fertilizer to jump-start germination and provide available nutrients for initial growth.

### Step 5: Broadcast Seed Over Lawn

See grass seed mix list for the perfect blend for your yard. Use overseeding rates listed for grass mix per 1,000 square feet. Use a hand spreader for small areas and a fertilizer spreader for large areas. Rent your overseeder from Gertens Rental. For a more uniform seeding, broadcast one-half of the seed in one direction, and the other half in a direction perpendicular to the first.

### Step 6: Rake

A light layer of Green Loon® Lawn Seeding Soil gives a safety blanket to seed, even on existing lawns. Rake lightly with a leaf rake and in bare spots, cover seed less than 1/4" with soil to ensure good seed and soil contact which will increase germination.

### Step 7: Water Regularly

Water 3-5 times a day for 5-10 minutes following seed application until grass is established.

**It is important that the seed does not dry out.**

**Green Loon®  
Lawn Seeding Soil**



**JRK Starter  
Fertilizer**



**Green Loon®  
Bio-Starter Plus**



**JRK Grass Seed  
Blend**





# DORMANT LAWN SEEDING INSTRUCTIONS

*Get an early start on spring.*

## SUPPLIES CHECKLIST

- |  |  |
|--|--|
| <input type="checkbox"/> JRK Grass Seed                | <input type="checkbox"/> Seed Spreader             |
| <input type="checkbox"/> Green Loon® Lawn Seeding Soil | <input type="checkbox"/> Rake                      |
| <input type="checkbox"/> Maintainer Rake               | <input type="checkbox"/> Straw Blankets or EZStraw |
| <input type="checkbox"/> Seed Aide Cover Grow          | <input type="checkbox"/> JRK Brand Winterizer      |

## TAKE ADVANTAGE OF WINTER HIBERNATION TO GET AN EARLY START ON SPRING.

Dormant seeding is not a variety of grass seed, but simply a method of spreading seed in late Fall to germinate with the thaw in the coming Spring. It is a useful way of thickening your lawn before weeds can infiltrate. The trick is in the timing and changes from year to year. You want to wait until late Fall when ground is nearing a freeze and temps are cold enough that your seed will not germinate in the final weeks of the year. The closer to snowfall the better. As ground thaws, in the spring, the natural moisture allows for early grass sprouting. This is a great option for areas that are hard to irrigate.

### Step 1: *Rake all leaves and debris*

Grass seed always needs to come in contact with the ground itself to germinate. If tossed on over leaves it will only rot in the winter composting. Using one of our Maintainer rakes with a spring tine, rake area to be seeded to loosen soil for good soil-to-seed contact.

### Step 2: *JRK Seed Starter*

Apply starter fertilizer or Winterizer if you haven't already. This step is a great guarantee that your current lawn will feed existing roots going into winter hibernation. But it also fortifies your soil so that new planting emerges out of a strong yard with a balanced formula.

### Step 3: *Broadcast Seed Over Lawn*

Dormant seeding works with any variety of our grasses and is not dependent on Sun/ Shade or other growing factors. Time it around the first snow of the year, so the seed will stay in place under a light layer of snow. Lightly rake or sprinkle light layer of lawn seeding soil.

### Step 5: *Snow or mulch pellet cover*

Snow will add a cover for the long course but using a mulch pellet or a blanket of bio degradable fabric or Straw will give it an extra layer of protection over those long winter months. Watering is not a necessary step as the Spring thaw will induce germination at its natural time.

### Step 6: *After snow melts in spring*

Wait to apply crabgrass preventer or any herbicide in the spring until after newly seeded grass is established. This is typically after you've mowed 2-3 times. Applying herbicide to young unestablished grass can damage or kill new growth.

# RECOMMENDED TOOLS



## Spreaders

Choose from quality, pre-assembled, residential or commercial, walk-behind broadcast spreaders. We also carry backpack/bag style, handheld, and drop spreaders. Depending on the size of your area and terrain of your landscape, we carry many options.



## Watering Attachments

Whether watering a couple plants or expansive gardens, we have the right attachment for your application. From nozzles of almost every spray pattern to extendable wands, we also carry the necessary parts: shut-off valves, quick disconnects, hose washers, caps and more.



## Hoses

We carry a wide variety of hoses: light, medium, and heavy duty in the standard hose lengths 25', 50', 75', and 100'. We also carry leader hoses, soaker hoses, sprinkler hoses,  $\frac{3}{4}$ " and specialty hoses.




## Sprinklers

From stationary, rotary, oscillating, and pulsating, there is a sprinkler for everyone at Gertens. We have specialty sprinklers that cover irregular shaped areas and long distance sprinklers for coverage of large areas. Our extensive drip irrigation line allows customers to build custom watering systems with micro sprinklers for extreme water efficiency.



## Timers

Keep a steady and consistent watering schedule for your lawn and garden with the use of a watering timer. The Raindrip Set-n-Flow Water Timer is easy to program, water tight, UV resistant and attaches to any outdoor faucet. You can program an automatic watering schedule, or set up the manual timer.



## Erosion Control Blankets

An ideal solution for rainfall/rain splash protection on bare or sloped areas and channel protection for low-risk, low-flow channels. Benefits: Weed-free straw, erosion control up to one year, and serves as a mulching layer.

**Available in single sided and double sided.**



## Seeding Rake

Defeat any lawn and garden job in half the time with the maintainer rake. 21" or 9" wide plastic molded frame has end-to-end spring loaded galvanized wire teeth that grab everything in its path. Also great for overseeding.

## Lawn & Garden Rakes

Landscape rakes are durable, professional grade and long-lasting. Use for yard clean-up and for seeding.

## Rotary Cultivator

Prepare the soil. In patches, you should loosen the soil. The rotary cultivator tool can help you do this easily. For heavily compacted areas, you may need to rent a more robust tiller or cultivator.



## Gallon Sprayers

Easy way to kill weeds in the lawn and apply pesticides in the garden. Adjustable poly nozzle, powerful pump with strong handle. We carry tank cleaners to keep your sprayer in good condition!



## Seeding Shakers

Whether you're spreading seed in your garden or ice melt in your driveway, this handheld, portable spreader can be used for a wide variety of uses including grass seed, fertilizer, ice melt, absorbents and so much more.

# PROFESSIONAL GRADE GRASS SEED

*The grass you know will grow!*



## SUNNY GRASS SEEDS & BLENDS

### Premium Sunny Mix

The best heat tolerance and rapid establishment of the best bluegrass varieties today. Formulated to tolerate disease, light shade, and moderate wear. Optimal results occur when fertilized 3 to 4 times a year. Adequate irrigation is required throughout the year for top performance. **Suggested uses:** home lawns, new seeding, over-seeding, over-seeding newly sodded lawns, and golf course rough areas. **Now with Tazo for root establishment.**

### All Purpose Quick Sunny Mix

Perennial & Annual ryegrass make up 40% of the blend for quick establishment. The creeping red fescue adds light shade tolerance but requires 50% or more sunlight. After establishment, requires low to medium maintenance. Two to three times a year fertilization is recommended for optimal performance. Irrigation is desirable in drought conditions. This mix gives immediate results, but the addition of annual seed may need additional upkeep.

### All Blue Blend

The BEST mix for over-seeding lawns that have been sodded. Rapid establishment. Dark green color with superior disease tolerance. Optimal performance requires 4 to 5 times a year fertilization under adequate irrigation. Can be seeded to establish a new lawn, instead of sodding. Very sun-loving and the best heat tolerance. **Suggested use areas:** establishment of new lawns, over-seeding sodded lawns and over-seeding existing lawns for more bluegrass establishment, sod farms, golf course fairways.

### Super Salt Tolerant Mix (Boulevard Repair)

A low maintenance mix for any high pH soils and low maintenance lawns. Boulevard mix has tolerance to lightly shaded areas. Heavier shade areas along boulevard add chewing fescue or creeping red fescue. **Suggested use areas:** street side lawns, sidewalks between a lawn and the street, along the side of driveways on low maintenance lawns, high pH soils, around pine trees in partly shaded areas and low maintenance lawns. **Now with Tazo for root establishment.**

### Premium Sun and Shade Mix

Full sun, light to moderate shade. 40% fescues in this mix is an excellent mix for shaded areas. Optimal performance includes 3 to 4 fertilizations per year and seasonal irrigation. 60% Bluegrass and Perennial ryegrass serve the sunny areas. The original ALL PURPOSE seed mix for sun or shade areas. Minnesota grown perennial ryegrass insures persistent results. **Suggested use areas:** home lawns in shade to full sun, golf course roughs, light shade trees, over seeding sod lawns where trees have matured and now provide some shade. **Now with Tazo for root establishment.**

### Sandy Soil Mix

The best mix for sandy soil areas with lack of moisture. It is also good for sun and partial shade with low maintenance. Fertilize twice a year. A combination of bluegrass with penetrating roots and fescues to cover the surface.

### Fine Fescue Mix

Full sun to full shade. The 3 varieties of fescues in this mix are Chewings, Sheeps and Hard and perform well in cooler regions. Perfect mix for an eco-friendly turf lawn. It germinates and establishes quickly. Fine fescue mix is not recommended for heavily trafficked areas, but does well in standard home landscapes. One of the characteristics of fine fescue for lawns is its tolerance for low mowing, especially Chewings and hard fescues. The grass has low irrigation needs but will require consistent moisture when establishing.



# PROFESSIONAL GRADE GRASS SEED

*The grass you know will grow!*



## SHADY GRASS SEEDS & BLENDS

### 4 Fescue Low Grow, No Mow Mix

Because of its formula of 4 Fescue blend, it is perfectly designed for shady and drought tolerance and expects only minimal mowing per year. The addition of a strand of Ryegrass helps give it a spine and thus can hold shape better between mowing. Perfect for hillsides and transition areas for lawn patches hard to get to. It will not thrive in sun or extreme heat.

### Premium Sun and Shade Mix

Full sun, light to moderate shade. 40% fescues in this mix is an excellent mix for shaded areas. Optimal performance includes 3 to 4 fertilizations per year and seasonal irrigation. Under moist or heavy shade use DENSE SHADE MIX or ULTRA DENSE SHADE. The original ALL PURPOSE seed mix for sun or shade areas. Minnesota grown perennial ryegrass insures persistent results. **Suggested use areas:** home lawns in shade to full sun, golf course roughs, light shade trees, over seeding sod lawns where trees have matured and now provide some shade. **Now with Tazo for root establishment.**

### Premium Medium Shade Mix

Best mix for moderate shade. Don't fertilize more than four times a year with ample irrigation. Great for areas with moderate tree canopy. Fertilize 3-4 times a year and water as needed.

### Premium Dense Shade Mix

The BEST heavy shade tolerant mix available on the market today. JRK Seed Dense Shade Mix will thrive in heavy to modest shade in moist conditions. Under tree use requires a good constant irrigation for success with competing moisture use from nearby trees. Does not need to be fertilized more than 4 times a year, with emphasis on making sure ample irrigation is supplied to area. **Suggested use areas:** part shade to sun areas, under pine trees that are trimmed up to mow under, all shade trees at the heaviest canopy and over seeding problematic shaded areas that all other grasses have problems establishing.

### Ultra Dense Shade Mix

Great for extremely dark shady areas. With trivalis strain for those areas where nothing else will grow. Makes a great option for underneath a tree's canopy. Fertilize 2-3 times a year and water as needed.

## Benefits of Tazo

**Tazo is a seed treatment, not a coating. Azospirillum is a natural occurring soil bacteria that fixes nitrogen, converting air nitrogen into plant useable nitrogen, and stimulates root development.**

- Almost doubles plant survival at germination
- Stimulates rooting
- Speeds plant development
- Improves drought tolerance during establishment
- Stays active for about 10 weeks before slowly tailing off



- ★ Promotes root growth
- ★ Improves nutrient up-take
- ★ Helps establish new seedlings



# PROFESSIONAL GRADE GRASS SEED

*The grass you know will grow!*



## SPECIALTY GRASS SEEDS & BLENDS

### Cabin Mix

For low to no maintenance lawns with little or no irrigation. Can be used on hillsides or steep slopes for quick soil cover. Continue to supplement with our straw or seed blankets. Not intended for medium or high maintenance lawns. Will tolerate full sun to part shade areas. After establishment requires 1 or 2 per season fertilizations for proper plant health. A great mix for weekend homes or cabins where maintenance is low.

### Premium Heavy Traffic

Requires a good maintenance practice. Optimal performance requires 5 times a year fertilization schedule, adequate irrigation, and 1½ to 2 inch mowing heights. Superior wear tolerance and disease resistance. Contains the newest genetics of wear performance in the country. Contains top rated bluegrasses that are heat and wear tolerant. **Suggested use areas:** premium home lawns, walking paths, picnic areas, football fields, soccer fields, baseball fields, dog traffic wear issues, new seeding and over seeding. **Now with Tazo for root establishment.**

### Country Lawn Mix

Ideal for sunny to part shade areas. Fertilization 1 to 2 times per year. Irrigation is optional, but seasonal irrigation is desirable under severe drought if available. High tolerance to wear and tear under low maintenance. **Suggested use areas:** home lawns under heavy wear and low maintenance, parks and picnic areas, camping areas, repair of pet damages in lawns, pet traffic areas, walking paths.

### Premium Sod Over-Seeder Mix

A mix designed for over seeding sunny lawns where rapid establishment is desired. Low to medium maintenance and can be over seeded any time during the year. Slight shade tolerance, moderate wear resistance. No fescue in this mix means low tolerance for heavy to part shade areas. Has good deep green color with moderate to higher maintenance. Needs constant irrigation for proper establishment from seed until established. One to 3 times a year fertilization schedule. For darker color, fertilize more than two times yearly. **Suggested use areas:** over seeding in sunny lawns, establishment of new lawns, moderate wear areas, newly to established sod lawns, golf course fairways, all home lawns. **Now with Tazo for root establishment.**

### Contractor Mix

An ideal blend for before and after construction projects. A high formula of both Annual and Perennial Ryegrasses gives quick cover in part to full sun. This ensures against erosion or wear & tear until a durable and permanent planting solution.

## Additional Specialty Grass Seeds & Blends

Honeybee Pollinator Mix  
Creeping Red Fescue  
Chewing Fescue  
Annual & Perennial Ryegrass  
Highway Mixes – Wet and Dry  
Deer Plot Mixes  
Dutch White Clover  
Red Clover  
Micro Clover  
Prairie Grass Mixes



# SEED OR SOD?

**Speak with a Gertens lawn & garden expert to decide which is best for you. We have excellent products for both.**

- Seeded lawns tend to be healthier than lawns that are sodded.
- Seeded lawns will undergo competition with weeds as they germinate and establish.
- The length of time during which you can lay sod is greater than the length of time you can seed.
- Seeded lawns can be formulated with mixes that are site specific. i.e. sunny, shady, clay, etc.
- Sodded lawns are instant lawns. As soon as the sod is laid, you have green grass. Seeded lawns require time to germinate and establish.
- Sod does not perform well in shady areas. The types of seed used in sod is for sunny areas.
- Sod is more expensive and labor intensive to install than seed.




## PURCHASE YOUR FRESH SOD AT GERTENS

Gertens features only the freshest blends of Northern Bluegrasses. And we stock them daily during peak season. What this means is purchase your sod only when you are immediately ready to lay it. The rolls do not hold well without water under hot summer temps. Buy early in the day to make sure we have inventory for your project.

Prep your layer of topsoil prior to laying. Then stagger the joints of the rolls like bricks so they align indirectly in a grid. Apply on slightly moist dirt, fill in cracks with topsoil and stake down each piece to hold in place. Use a lawn roller to smooth the surface make root contact into the soil.

Keep saturated with water, moderately moist for the initial period of 2 weeks until it is firmly rooted, then gradually reduce watering. In 2-3 months, it will be an established lawn and can be treated as such. At this point aeration can help smooth out lumps that settled in the process of taking root.






# THINK GLOBALLY. ACT LOCALLY.

## Yard Waste Recycling Service

At Gertens we recognize the concerns that today's homeowners have regarding the sustainability and maintenance of a beautiful lawn. We want to help you achieve a long-term, balanced approach to caring for your yard as well as the environment.



## 3 CONVENIENT LOCATIONS!

Drop off leaves, grass clippings, trees, shrubs, black dirt and other yard waste items, so you can get back to your job site.\*

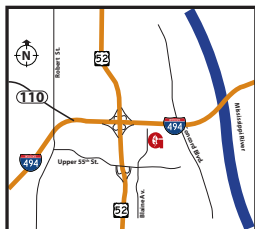
*\* Fees will be assessed per weight of the load.*

### LANDSCAPE SUPPLY YARD

5500 Blaine Avenue  
Inver Grove Heights, MN 55076

Phone: 651-239-1369

Open Seasonally  
April - November



### EAGAN R.E.S.

805 Yankee Doodle Road  
Eagan, MN 55121

Phone: 651-209-3511

Open Seasonally  
April - November



### DENMARK TOWNSHIP R.E.S.

7077 Manning Avenue  
Denmark Township, MN 55033

Phone: 651-458-4412


Open Seasonally  
April - November



**Make any Do-It-Yourself Landscape  
Project Easier. Rent hourly, daily or weekly.**



**Dethatchers**



**Lawn & Garden Trailers**



**Overseeders**

**Visit our landscape project desk for a full list of rental options, or call 651-239-1315.**



5500 Blaine Avenue | Inver Grove Heights, MN 55076  
P: 651.450.1501 | F: 651.239.1316 | [www.gertens.com](http://www.gertens.com)

U.S. \$4.99

