

 **Gertens®**

**2022**

# *Retail Catalog*

**PLANTS, HARDSCAPES & TURF SUPPLIES**



PHOTO COURTESY OF PROVEN WINNERS®





# CONTACTS & HOURS OF OPERATION

## **Gertens Retail Store**

5500 Blaine Avenue • Inver Grove Heights, MN 55076  
Phone: 651-450-1501 • Fax: 651-239-1316  
Email: questions@gertens.com • Web: www.gertens.com

**Hours:** Call 651-450-1501 for hours, as they will adjust throughout the season.

### **Store is closed on these holidays:**

New Year's Day  
Easter Sunday  
Independence Day  
Thanksgiving Day  
Christmas Day

## **Gertens Wholesale Sales Center**

5500 Blaine Avenue • Inver Grove Heights, MN 55076  
Phone: 651-450-0277 • Fax: 651-450-9380  
Email: wholesale@gertens.com • Web: www.gertenswholesale.com

**In Season Hours (April-mid Nov.):** M-F 7am-4:30pm • Sat. 8am-noon (April-June)

**Off Season:** M-F 8am-4:30pm

## **Gertens Landscape Supply Center (Brickyard)**

5500 Blaine Avenue • Inver Grove Heights, MN 55076  
Phone: 651-239-1369 • Fax: 651-239-1310 • Snow Event Hotline: 651-239-1355

**In Season Hours (April-mid Nov.):** M-F 7am-8pm • Sat. and Sun. same as retail store

*\*evening hours may change as the daylight hours lessen. Call or check the website for current hours*

**Off Season:** M-F 8am-4:30pm • Sat. and Sun. same as retail store

*\*evening hours may change as the daylight hours lessen. Call or check the website for current hours*

## **Gertens Landscape Project Desk**

Phone: 651-239-1315 • Fax: 651-239-1316

Mark Foley

P: 651-239-1315

E: mfoley@gertens.com

# TABLE OF CONTENTS

<b>Annuals/Tropicals</b>	<b>1-40</b>	<b>Roses</b>	<b>223-230</b>
Early Spring	3-5	Climbing & Patio Roses	227
Annuals - 6 Pac Varieties	6-12	Shrub Roses	223-227
Annual Handle Pacs	12-14	Hybrid Tea & Floribunda Roses	228-229
4.75" Round Annuals	15-27	<b>Shrubs</b>	<b>123-152</b>
6.5" Round Annuals	27-28	Shrub Cross Reference	123
Annual Hanging Baskets	29-31	Berberis   Barberry	124-126
Patio Tubs	32-33	Cornus   Dogwood	127-126
Edibles	34-37	Euonymus   Burning Bush	131
Tropicals	38-39	Hydrangea	132-137
<b>Climbing Vines</b>	<b>161-166</b>	Rhododendron   Azalea	141-142
Climbing Vines Cross Reference	161	Spiraea   Spirea	144-147
Clematis	161-163	Syringa   Lilac	147-149
Hydrangea, Lonicera, Parthenocissus, Wisteria	164-165	Viburnum   Cranberry	149-150
<b>Evergreens</b>	<b>167-194</b>	Weigela	150-152
Evergreens Cross Reference	176	<b>Trees - Shade and Ornamental</b>	<b>195-222</b>
Abies   Fir	167-169	Tree Cross Reference	195
Juniperus   Juniper - Larix   Larch	169-174	Acer   Maple	195-199
Picea   Spruce - Pinus   Pine	174-188	Betula   Birch	200-201
Taxus   Yew - Tsuga   Hemlock	188-194	Magnolia	208-209
<b>Small Fruit &amp; Fruit Trees</b>	<b>153-160</b>	Malus   Crabapple	209-214
Small Fruits	153-156	Quercus   Oak	217-218
Fruit Trees	157-160	Salix   Willow	219
<b>Grasses</b>	<b>117-122</b>	Syringa   Lilac	219-220
Grasses Cross Reference	117	Tilia   Linden	221
Calamagrostis   Reed Grass	117-118	Ulmus   Elm	221-222
Miscanthus - Schizachyrium	119-121	<b>Retaining Walls</b>	<b>239-270</b>
<b>Native Plants/Rain Gardens</b>	<b>231-238</b>	Belgard Retaining Wall Systems	239-250
Wildflowers	231-236	Borgert Retaining Wall Systems	251-253
Grasses	237-238	County Materials Retaining Wall Systems	254-261
<b>Perennials</b>	<b>41-116</b>	Interlock Retaining Wall Systems - Rosetta™	262
Perennial Cross Reference	41	Rockwood Retaining Wall Systems	263-267
Astilbe	48-51	Silver Creek Steps & Caps	268-269
Dianthus	58-60	Timbers, Spikes & Split Rail Fencing	270
Echinacea   Coneflower	61-64	<b>Paver Bricks</b>	<b>271-296</b>
Ferns	66-67	Belgard Concrete Paving Stones	271-276
Hemerocallis   Daylily	67-75	Borgert Concrete Paving Stones & Circle Kits	277-279
Hosta	81-87	County Materials Paving Stones	280-284
Iris	87-89	Interlock Concrete Paving Stones & Circle Kits	285-289
Lilium   Lily	93-94	Miscellaneous Pavers	294
Paeonia   Peony	99-100	Paver Restraint, Timber Spikes, Adhesives	293
Phlox	102-104	Paver Accessories, Sealers & SRW	295
Rudbeckia   Black Eyed Susan	106	Pine Hall Clay Paver Brick	290-291
Salvia   Sage	107-108	Silver Creek Paver & Tiles	292
Sedum   Stonecrop	109-112		

# TABLE OF CONTENTS

<b>Outdoor Living</b>	<b>297-312</b>
Belgard Outdoor Living	297-300
Borgert Outdoor Living	301
County Materials Outdoor Living	302
Rochester Concrete Bar, Table & Pond Kits	303-304
Rochester Concrete Kitchen	305-307
Rochester Concrete Fireplace, Fire Pit Pillars & Seat Wall Kits	308-311
Landscape Lighting	312
<b>Natural Stone</b>	<b>313-327</b>
Flagstone	313
6" & 8" Wide Retaining Wall Stone	315-316
12" Wide Retaining Wall Stone	317
Benches	326
Column Kits	327
Pier Caps, Seat Wall, Pool Coping	325
Oakfield Boulders, Outcropping, Irregular Steps	318
Irregular Seppers & Lawn Edging	314
Tumblestone Pavers	324
Sawn Pavers	321-323
Steps & Stair Treads	319-320
<b>Boulders</b>	<b>328</b>
Boulder Estimation Guide	328
Field & Specialty Boulders	328
<b>Mulch, Soils &amp; Landscape Rock</b>	<b>329-336</b>
Mulch & Soil Specifications & Helpful Formulas	329-331
Bulk Rock	332
Bulk Mulch	333
Mulch & Rock - Bagged	334
Soils & Amendments - Bagged	335
Soils & Amendments - Bulk	335
<b>Grass Seed &amp; Sod</b>	<b>337-342</b>
Grass Seed	337-341
Sod	341
Pure Seed & Plot Mixes	342
<b>Fertilizers &amp; Chemicals</b>	<b>343-344</b>
Fertilizers	343
Chemicals	344

<b>Edging, Fabric &amp; NDS Drainage</b>	<b>345-350</b>
Erosion Control	346
Vinyl Edging	349
Concrete Edging	349
Hay Straw, Silt Fence & Sediment Logs	346
Landscape Fabric & Poly	345
Steel Landscape Edging	347
Permaloc CleanLine & Aluminum	348
NDS Drainage Systems	350
<b>Gertens Rental</b>	<b>351-362</b>
Gertens Rental Policies	362
Construction Equipment	354-357
Dingo Attachments	360-361
Lawn and Garden	351-353
Trailers	358-359



# GERTENS RENTAL POLICIES

## Reservations

To ensure availability please call ahead to reserve all rental equipment.

Reservations can be made with Gertens Brickyard at 651-239-1369 or with the Landscape Project Desk at 651-239-1315.

## Identification

A valid State Issued ID is required for all rentals.

## Rates

*The minimum rental period for all rental equipment is 4 hours*

Prices are subject to change without notice

All rates listed DO NOT INCLUDE a 14% Damage Waiver. The Damage Waiver is highly recommended and will be included as part of the Gertens Rental Contract unless the customer asks specifically to waive it.

**Damage Waiver.** If Customer Pays the damage waiver charge (DWC) as specified, subject to the limitations and exclusions below, Dealer agrees to modify the terms of this contract and relieve Customer of liability for accidental damage to the rented item(s) on this contract, and for loss due to fire, windstorm, upset and riot. Dealer excludes from the waiver, however, any loss or damage due to theft, burglary, collision, misuse of abuse, theft by conversion, intentional damage, mysterious disappearance or any loss due to Customer's failure to care for the rental item(s) as a prudent person would his/her own property, such as proper lubrication. In addition, if the item(s) rented is a truck, Customer is not relieved of liability of accidental damage for the truck container (box) caused by striking a stationary object. If any such loss tends to indicate a crime may have been committed, a further condition of this waiver is that Customer must file a report to the proper law enforcement authorities and shall exercise, and shall empower Dealer to exercise, all Customer's rights to obtain recovery under insurance, shall cooperate with Dealer to obtain recovery and all insurance proceeds shall be given or assigned to Dealer.

For any operational issues with the rental equipment, please contact Gertens Rental at 651-239-1369 as soon as possible. Rental rates will not be reduced or deducted from total amount due to operational errors or non-working time during rental period.

## Rental Return Policy

All rental equipment must be inspected by Gertens Brickyard Rental personnel upon return. Customers are responsible for any damages due to misuse of machine and will be charged accordingly.

All rental equipment must be properly cleaned upon return to the Gertens Brickyard. If the equipment is not cleaned the following charge(s) will be assessed:

- \$125 Hydroseeder
- \$25 for stump grinders and Dingos
- \$15 for all trailers
- \$10 for all other small equipment

## Rental Maintenance

All maintenance for rental equipment shall only be performed by Gertens Rental Management. For any operational issues with the rental equipment, please contact Gertens Rental at 651-239-1369 as soon as possible. *Rental rates will not be reduced or deducted from total amount due to operational errors.*

## Payment

Gertens only accepts credit or debit cards as a form of payment on all rentals. *No cash or checks will be accepted as form of payment for rental equipment.*

## Delivery

Deliveries are **unavailable** for all rental equipment at this time.



# GERTENS BRICKYARD POLICIES

## Pricing Policies

- The list pricing in the catalog is Gertens Brickyard pick up price. For a personalized quote or to pick up direct at the vendor, please reach out to your sales representative.
- All pricing is subject to change **without** notice.

## Return Policies

- All returns to Gertens Brickyard must be authorized by Gertens Brickyard Sales Staff.
- Wholesale customers **MUST** return during wholesale hours (M-F 7am-4:30pm, Sat. 7am-12pm April - July 2nd)
- All returns must be within 30 days of original purchase.
- All returns will be subjected to a 25% restock fee.
- There are **no returns** on discounted, reduced for clearance, or special-order products, and bulk goods (soils, sand, rock, mulch, and boulders).
- **Retaining Wall Block:**
  - Only clean, unused, reusable, and resalable block will be accepted for return; this will be determined by Gertens Brickyard Sales Staff.
  - There are **no returns** on non-stocked or special ordered wall block.
- **Pavers:**
  - Only clean, unused, reusable, and resalable pavers will be accepted for return; this will be determined by Gertens Brickyard sales staff.
  - All pavers must be returned in the way the product is packaged and purchased (bands, layers, and pallets).
  - There are **no returns and no refunds** on non-stocked or specially ordered pavers.
- **Natural Stone:**
  - Only clean, reusable, and resalable stone will be accepted for return; this will be determined by Gertens Brickyard sales staff.
  - A 15% restocking fee will be charged for full quarry wrapped pallets of natural stone.
  - A 25% restocking fee will be charged for partial pallets of natural stone. Picked through pallets of natural stone are subject to no refund; this will be determined by Gertens Brickyard sales staff.
  - There are **no returns and no refunds** on non-stocked or specially ordered natural stone.

## Order Policy

- **Orders for delivery:** Orders that are pulled by Gertens Brickyard personnel and scheduled for delivery and subsequently canceled will be subject to a 10% restocking charge based on the value of the order.
- **Orders for pickup:** Gertens Brickyard will hold your pulled order for 10 days. After 10 days, if your order has not been picked up (and you have not contacted us for alternative arrangements), your Brickyard order will be put back into stock, the order canceled, and your account charged a 10% restocking fee based on the value of the order.

## Rental Return Policy

- All rental equipment must be inspected by Gertens Brickyard Rental personnel upon return.
- Any damage done to the rental equipment due to operator error will result in additional fees.
- All rental equipment must be properly cleaned upon return to the Gertens Brickyard. If the equipment is not cleaned the following charge(s) will be assessed:
  - \$125 Hydroseeder
  - \$25 for stump grinders and Dingos
  - \$15 for all trailers
  - \$10 for all other small equipment

## Block Splitting Policy

- Gertens Brickyard staff **will not** split retaining wall block, caps, or natural stone.
- Gertens Brickyard staff will split **concrete steps only** at a rate of \$10 per split.

To protect the integrity of our products, the accuracy of our inventory and ultimately our service to our valued customers, we ask that you please respect our policies. These policies ensure that we will be able to deliver the best quality products to you every time. When you start with the best quality products it means finishing with professional results for your customers.

Thank you - Gertens

# ZIP CODE DELIVERY RATES

## RETAIL BULK ONLY\* DELIVERY RATES PER ZIP CODE

Zip Code	City	Rate	Zip Code	City	Rate
54011	Ellsworth	\$205.00	55102	Saint Paul	\$95.00
54016	Hudson*	\$130.00	55103	Saint Paul	\$95.00
54021	Prescott*	\$145.00	55104	Saint Paul	\$105.00
54022	River Falls*	\$155.00	55105	Saint Paul	\$105.00
54025	Somerset	\$215.00	55106	Saint Paul	\$110.00
54082	Houlton*	\$145.00	55107	West St. Paul	\$85.00
55001	Afton*	\$75.00	55108	Lauderdale	\$105.00
55003	Bayport	\$115.00	55109	Maplewood	\$110.00
55005	Bethel	\$170.00	55110	White Bear Lake	\$110.00
55009	Cannon Falls	\$125.00	55111	Fort Snelling	\$110.00
55011	Cedar	\$190.00	55112	New Brighton	\$120.00
55012	Center City	\$190.00	55113	Roseville	\$110.00
55013	Chisago City	\$185.00	55114	Saint Paul	\$105.00
55014	Lino Lakes	\$140.00	55115	Mahtomedi	\$120.00
55016	Cottage Grove*	\$75.00	55116	Cottage Grove	\$105.00
55020	Elko	\$140.00	55117	Little Canada	\$105.00
55024	Farmington	\$120.00	55118	West St. Paul	\$80.00
55025	Forest Lake	\$180.00	55119	Maplewood So. Of I-94*	\$80.00
55031	Hampton	\$120.00	55119	Maplewood No. of I-94*	\$90.00
55033	Hastings South of HWY 55*	\$100.00	55120	Mendota Heights	\$85.00
55033	Hastings North of HWY 55*	\$95.00	55121	Eagan	\$85.00
55038	Hugo	\$140.00	55122	Eagan	\$90.00
55040	Isanti	\$195.00	55123	Eagan	\$85.00
55042	Lake Elmo*	\$100.00	55124	Apple Valley	\$105.00
55043	Lakeland*	\$90.00	55125	Woodbury*	\$85.00
55044	Lakeville	\$135.00	55126	Shoreview	\$120.00
55045	Lindstrom	\$210.00	55127	Vadnais Heights/North Oaks	\$120.00
55046	Lonsdale	\$205.00	55128	Oakdale	\$105.00
55047	Marine on St. Croix	\$175.00	55129	Woodbury*	\$85.00
55054	New Market	\$140.00	55144	Maplewood (3M)*	\$105.00
55055	Newport*	\$95.00	55150	Mendota	\$115.00
55057	Northfield	\$145.00	55302	Annandale	\$215.00
55065	Randolph	\$140.00	55303	Anoka	\$195.00
55066	Red Wing	\$195.00	55304	Ham Lake	\$180.00
55068	Rosemount	\$105.00	55305	Minnetonka	\$140.00
55070	Saint Francis	\$205.00	55306	Burnsville	\$110.00
55071	Saint Paul Park*	\$95.00	55308	Becker	\$205.00
55073	Scandia	\$170.00	55309	Big Lake	\$205.00
55075	South Saint Paul	\$70.00	55311	Maple Grove	\$170.00
55076	Inver Grove Heights	\$70.00	55313	Buffalo	\$205.00
55077	Inver Grove Heights	\$75.00	55315	Carver	\$170.00
55079	Stacy	\$185.00	55316	Champlin	\$165.00
55082	Stillwater*	\$125.00	55317	Chanassen	\$165.00
55085	Vermillion	\$135.00	55318	Chaska	\$170.00
55088	Webster	\$150.00	55320	Cleanwater	\$215.00
55090	Willemie	\$135.00	55322	Cologne	\$180.00
55092	East Bethel	\$180.00	55327	Dayton	\$185.00
55101	Saint Paul	\$90.00	55330	Elk River	\$190.00

\*For deliveries with ANY plant material, palletized material, or other items originating from Inver Grove Heights, please reference other delivery rates in Point of Sale.



# ZIP CODE DELIVERY RATES

## RETAIL BASIC DELIVERY RATES PER ZIP CODE

Zip Code	City	Rate	Zip Code	City	Rate
55331	Excelsior	\$205.00	55417	Minneapolis	\$150.00
55337	Burnsville	\$130.00	55418	Minneapolis	\$150.00
55340	Hamel	\$210.00	55419	Minneapolis	\$150.00
55343	Minnetonka	\$170.00	55420	Bloomington	\$130.00
55344	Eden Prairie	\$165.00	55421	Columbia Heights	\$135.00
55345	Minnetonka	\$165.00	55422	Golden Valley	\$165.00
55346	Eden Prairie	\$170.00	55423	Richfield	\$140.00
55347	Eden Prairie	\$170.00	55424	Edina	\$155.00
55352	Jordan	\$210.00	55425	Bloomington	\$130.00
55356	Long Lake	\$210.00	55426	St. Louis Park	\$155.00
55357	Loretto	\$215.00	55427	Golden Valley	\$165.00
55358	Maple Lake	\$210.00	55428	Crystal	\$180.00
55359	Maple Plain	\$210.00	55429	Brooklyn Center	\$180.00
55364	Mound	\$185.00	55430	Brooklyn Center	\$175.00
55369	Maple Grove	\$205.00	55431	Bloomington	\$140.00
55372	Prior Lake	\$180.00	55432	Fridley	\$155.00
55374	Rogers	\$230.00	55433	Coon Rapids	\$180.00
55376	Saint Michael	\$230.00	55434	Blaine	\$180.00
55378	Savage	\$140.00	55435	Edina	\$155.00
55379	Shakopee	\$180.00	55436	Edina	\$155.00
55380	Silver Creek	\$245.00	55437	Bloomington	\$155.00
55384	Spring Park	\$215.00	55438	Bloomington	\$155.00
55386	Victoria	\$210.00	55439	Edina	\$155.00
55387	Waconia	\$210.00	55441	Plymouth	\$170.00
55391	Wayzata	\$210.00	55442	Plymouth	\$170.00
55398	Zimmerman	\$230.00	55443	Brooklyn Center	\$180.00
55401	Minneapolis	\$140.00	55444	Brooklyn Center	\$175.00
55402	Minneapolis	\$140.00	55445	Brooklyn Park	\$180.00
55403	Minneapolis	\$140.00	55446	Plymouth	\$180.00
55404	Minneapolis	\$140.00	55447	Plymouth	\$175.00
55405	Minneapolis	\$140.00	55448	Coon Rapids	\$195.00
55406	Minneapolis	\$140.00	55449	Minneapolis	\$180.00
55407	Minneapolis	\$140.00	55450	Minneapolis	\$130.00
55408	Minneapolis	\$150.00	55454	Minneapolis	\$140.00
55409	Minneapolis	\$150.00	55455	Minneapolis	\$140.00
55410	Edina	\$155.00	55903	Rochester	\$375.00
55411	Minneapolis	\$155.00	55904	Rochester	\$375.00
55412	Minneapolis	\$155.00	55906	Rochester	\$375.00
55413	Minneapolis	\$150.00	56011	Belle Plain	\$230.00
55414	Minneapolis	\$140.00	56057	Le Center	\$265.00
55415	Minneapolis	\$140.00	56069	Montgomery	\$245.00
55416	St. Louis Park	\$155.00	56071	New Prague	\$230.00
SPECIAL DELIVERY SERVICES			SKU	Rate	
Forklift Service			FORKLIFT	\$75.00	
Clam Delivery			CLAM	\$115.00	

# TREE SIZE, PLANTING AND DELIVERY INFORMATION

Tree/Shrub Ball Weight & Sizes		
Plant Size	Approximate Ball Diameter	Approximate Ball Weight
<b>Shrubs</b>		
18"	12"	50lbs
24"	12"	50lbs
30"	14"	90lbs
36"	17"	150lbs
4'	18"	190lbs
5'	21"	250lbs
6'	24"	385lbs
7'	28"	585lbs
<b>Evergreens</b>		
15"	12"	50lbs
18"	14"	90lbs
24"	14"	90lbs
30"	17"	150lbs
36"	17"	150lbs
4'	21"	250lbs
5'	24"	385lbs
6'	28"	585lbs
7'	32"	850lbs
<b>Clump Trees</b>		
6'	21"	250lbs
7'	24"	385lbs
8'	24"	385lbs
10'	28"	585lbs
12'	32"	850lbs
<b>Trees</b>		
1 ½ "	21"	250lbs
2"	24"	385lbs
2 ½ "	28"-32"	585-850lbs
3"	32"-36"	850-1200lbs

## Tree Planting Instructions

1. Dig the hole twice the width of the container or B&B root ball.
2. Amend soil with peat moss.
3. Gently slide the containerized plant out by tipping it on its side and applying pressure on the container. Score the roots if they have become root-bound.
4. Place the tree in the hole. The graft or truck flare (root union) should be 1" above the soil surface, which is how the tree planted in the container.  
  
If your soil is mainly clay, it may be best to plant the tree 3"-6" above soil grade to increase water shed away from the plant.
5. Cut any twine wrapping. Peel back any metal and burlap from the top of ball. Push the burlap and metal down the sides of the hole and bury them when backfilling.
6. Backfill slowly, making sure the tree trunk stays vertical.
7. The tree may need to be staked if it starts to lean. Use rope that will not damage the bark of the tree.
8. Water the tree thoroughly. Continue watering the tree a couple of times a week by letting your hose trickle next to the trunk. Be sure to maintain adequate moisture throughout the growing season.
9. Adding 3"-4" of wood mulch will help retain water. Do not pile mulch up against the tree trunk.

## Tree Delivery and Planting Rates

### Basic Delivery Charge

For the first tree, use applicable Zip Code Rate. For each additional B&B tree, add \$35.00 Handling Fee.

### Large Balled & Burlaped (B&B) Tree Delivery

See staff for details regarding large trees over 2" in diameter.

### Tree Delivery & Planting

Potted Trees: Zip Code Rate for first tree delivery.  
\$150.00 Planting Fee for each potted tree.

B&B Trees: Zip Code Rate for first tree delivery.  
\$35.00 each additional tree.  
\$250.00 Planting Fee for each B&B tree.

Large B&B Trees: See staff regarding large trees over 2" in diameter.

**NOTE ON DELIVERY SERVICE:** Our Tree Delivery Service does not include placement of trees in holes. Gertens can deliver/plant up to a 2" caliper tree, an 8' clump tree and a 6' evergreen tree.

**NOTE ON PLANTING SERVICE:** Our Tree Planting Service includes digging the hole, amending poor soils with peat moss, backfilling and mulching around newly planted trees.

Height-to-Caliper Relationships for most Standard Shade Trees		
Caliper	Average Height Range	Maximum Height
½ "	5-6'	8'
¾ "	6-8'	10'
1 ¼ "	8-10'	11'
1 ½ "	8-10'	12'
1 ¾ "	10-12'	14'
2"	12-14'	16'
2 ½ "	12-14'	16'
3"	14-16'	18'
3 ½ "	14-16'	18'
4"	16-18'	22'

# PLANT INFORMATION

## Salt Tolerance of Plants

### EVERGREENS, TREES & SHRUBS

#### High Tolerance

Barberry  
Coffeetree  
Currant, Alpine  
Forsythia  
Ginkgo  
Honeylocust  
Maple, Norway  
Oak, Bur  
Oak, Red  
Pine, Mugo, Jack,  
Austrain, Ponderosa  
Potentilla  
Rose, Rugosa  
Serviceberry  
Snowberry  
Spruce, Colorado  
Sumac, Fragrant &  
Cutleaf

#### Moderate Tolerance

Arborvitae  
Aspen/Poplar  
Birch  
Chokeberry, Black  
Clethra  
Elm, American  
Hackberry  
Lilac, Common  
Maple, Amur  
Pine, Scotch  
Spirea  
Sumac, Smooth  
Viburnum, Arrowwood  
Viburnum, Nannyberry

#### Low Tolerance

Burningbush  
Dogwood, Redtwig  
Hornbeam, American  
Linden, American  
Maple, Red  
Maple, Sugar  
Pine, White  
Viburnum, American

### PERENNIALS & GRASSES

#### High Tolerance

Bearberry  
Daylilies  
Iris, Bearded  
Feather Reed Grass  
Fountain Grass  
Little Bluestem  
Monarda  
Hosta  
Switchgrass  
Yarrow  
Yucca

## Tolerance of Plants to Poorly Drained Soil

#### Tolerant

Aster, New England  
Birch, River  
Dogwood, Gray  
Dogwood, Redtwig  
Fern, Sensitive  
Iris  
Larch, American  
Maple, Freeman  
Maple, Red  
Milkweed, Swamp  
Oak, Swamp White  
Willow  
Winterberry

#### Intolerant

Butterfly Weed  
Fir  
Coral Bells  
Lilac  
Linden, American  
Little Bluestem  
Maple, Sugar  
Oak, White  
Pine, White  
Redbud  
Sedum

## Tolerance of Trees & Shrubs to High pH (Alkaline Soil)

#### Tolerant

Barberry  
Coffeetree  
Crabapple  
Cotoneaster  
Ginkgo  
Hackberry  
Honeylocust  
Hydrangea  
Ironwood  
Juniper  
Lilac  
Maple, Norway  
Oak, Bur  
Pine Austrian  
Potentilla  
Smokebush  
Viburnum

#### Intolerant

Birch, River  
Clethra  
Fothergilla  
Maple, Red  
Oak, Pin  
Winterberry

## Tolerance of Trees to Restricted Spaces

#### Tolerant

Catalpa, Northern  
Crabapple  
Ginkgo  
Hawthorn, Thornless  
Cockspur  
Honeylocust  
Linden, American  
Maple, Amur  
Maple, Tatarian

#### Intolerant

Ash, Mountain  
Cherries  
Maple, Red  
Oak  
Plum  
Redbud, Eastern  
Serviceberry

## Susceptibility of Trees to Ice Storm Damage

#### Resistant

Coffeetree  
Ginkgo  
Hemlock  
Hornbeam, American  
Ironwood  
Linden, Littleleaf  
Oak, White  
Oak, Swamp White

#### Intermediate

Maple, Red  
Maple, Sugar  
Oak, Bur  
Oak, Red  
Pine, White

#### Susceptible

Hackberry  
Honeylocust  
Linden, American  
Maple, Silver

## Shrubs for Mass Planting

Chokeberry, Black  
Clethra  
Dogwood  
Elder, American  
Hazelnut  
Honeysuckle, Dwarf  
Bush  
Juniper  
Spirea, Ashleaf  
Sumac, Fragrant  
Sumac, Smooth  
Sumac, Staghorn



# PLANT INFORMATION

## Plants for Shady Sites

### TREES & EVERGREENS

Dogwood, Pagoda  
Fir, Balsam  
Hackberry  
Hemlock, Canadian  
Hornbeam, American  
Hydrangea  
Ironwood  
Maple, Red  
Serviceberry  
Spruce, Black  
Spruce, White

### SHRUBS

Azalea  
Burningbush  
Coralberry  
Clethra  
Currant, Alpine  
Dogwood  
Honeysuckle  
Hydrangea  
Ninebark  
Privet  
Rhododendron  
Snowberry  
Sumac, Fragrant  
Witchhazel  
Winterberry  
Viburnum  
Yew

### PERENNIALS & GRASSES

Ajuga  
Aralia  
Astilbe  
Bleeding Heart  
Blue Star (Amsonia)  
Bugbane  
Columbine  
Coral Bells  
False Forget-Me-Not  
Ferns  
Foxglove  
Ginger, Wild  
Goat's Beard  
Golden Forest Grass  
Globe Flower  
Heucherella  
Hosta  
Jacob's Ladder  
Lamium  
Lenten Rose  
Ligularia  
Lungwort  
Meadowrue  
Mukgenia  
Phlox, Woodland  
Spiderwort  
Tiarella  
Turtlehead  
Woodruff, Sweet  
Violet, Sweet

### DEEP SHADE

Barrenwort  
Bergenia  
Bugbane  
Ferns  
False Forget-Me-Not  
Ginger, Wild  
Hosta  
Lily of the Valley  
Periwinkle  
Snow on the Mountain  
Spurge, Japanese

### DRY SHADE

Ajuga  
Anemone  
Barrenwort  
Bunchberry  
Coral Bells  
Ferns  
Foam Flower  
Geranium  
Hosta  
Lady's Mantle  
Lamium  
Lilyturf

Periwinkle  
Ribbon Grass  
Solomon's Seal  
Spurge, Japanese  
Toad Lily

## Rabbit Damage to Landscape Plants

### Plants Seldom Damaged

Astilbe  
Azalea  
Bleeding Heart  
Boxwood  
Columbine  
Daylily  
Foxglove  
Lamium  
Lily of the Valley  
Hydrangea  
Monarda  
Peony  
Phlox, Creeping  
Pine, White  
Poppy  
Potentilla  
Rhododendron  
Rosemary

Scabiosa  
Sea Thrift  
Spruce  
Yew

### Plants Heavily Damaged

Apples  
Ash, Mountain  
Barberry  
Burningbush  
Cotoneaster  
Crabapple  
Dogwood  
Lilac, Miss Kim

Linden  
Maple, Red  
Maple, Sugar  
Sandcherry, Purpleleaf  
Serviceberry  
Sumac  
Viburnum  
Willow  
Witchhazel  
Yarrow

## Deer Damage to Landscape Plants

### Rarely Damaged

Barberry  
Black Eyed Susan  
Birch, Paper  
Blazing Star  
Blue Star (Amsonia)  
Boxwood  
Clethra  
Cypress, Russian  
Fern, Japanese  
Painted  
Geranium  
Ginkgo  
Hydrangea  
Hyssop, Anise  
Lamb's Ear  
Lavender  
Monarda  
Peony  
Potentilla  
Rosemary  
Sage, Russian  
Spirea  
Spruce, Colorado  
Veronica  
Viburnum, Arrowwood  
Yarrow

### Seldom Severely Damaged

Columbine  
Dogwood, Redtwig  
Forsythia  
Honeylocust  
Juniper, Chinese  
Lilac, Common  
Pine, Austrian  
Pine, Mugo  
Pine, Scotch  
Spruce, Norway  
Spruce, White  
Sumac, Fragrant  
Yew

### Occasionally Severely Damaged

Coral Bells  
Maple, Red  
Maple, Sugar  
Serviceberry  
Witchhazel  
Cotoneaster  
Dogwood, Gray  
Fir, Concolor

### Frequently Severely Damaged

Apple  
Arborvitae  
Azalea  
Burningbush  
Cherry  
Crabapple  
Hosta  
Maple, Norway  
Plum  
Redbud  
Rhododendron  
Sedum

# PLANT INFORMATION

## Boulevard Trees

**Adler:**  
Prairie Horizon

**Birch:**  
River  
Prairie Dream

**Blue Beech:**  
Blue Beech  
Rising Fire  
Firespire

**Crabapple:**  
Marilee  
Spring Snow

**Ginkgo:**  
Autumn Gold  
Magyar  
Princeton Sentry  
Goldspire

**Elm:**  
New horizon  
Triumph

**Honeylocust:**  
Street Keeper  
Sunburst

**Ironwood (Ostrya):**  
Ironwood  
Autumn Treasure

**Kentucky Coffeetree:**  
True North

**Lilac:**  
Ivory Silk  
Japanese Lilac  
Snow cap  
Snow Dance  
Summer Storm

**Linden:**  
American Sentry  
Boulevard  
Greenspire

**Maakia:**  
Amur  
Starburst Amur

**Maple:**  
Fireball  
Matador  
Sienna Glen  
State Street  
Green Column Black  
Princeton Gold  
Royal Red Norway  
Columnar Norway  
Armstrong Gold  
Brandywine  
Burgundy Belle  
Red Rocket  
Scarlett Jewell  
Apollo

**Oak:**  
Beacon  
Urban Pinnacle  
Crimson Spire  
Kindered Spirit  
Skinny Gene  
Streetspire

**Serviceberry:**  
Autumn Brilliance (TF)  
Spring Flurry (TF)

**Yellowwood:**  
American Yellowwood

## Plants for Hedges/Screening

### Small to Medium (3' to 6' ft) Listed smallest to tallest

**Evergreens:**  
**Arborvitea:**  
Hertz Midget  
Golden Globe  
Mr. Bowling Ball

**Junipers:**  
Sea of Gold  
Sea Green

**Yew:**  
Dark Green Spreading  
Tauton  
Dark Green Japanese

**Shurbs:**  
**Alpine Currant:**  
Green mound  
Alpine Currant

**Barberry:**  
Crimson Pygmy  
Sunjoy Citrus  
Golden Pillar

Limoncello  
Orange Rocket  
Tangelo  
Helmond  
Syrah  
Toscana

**Boxwood:**  
Green Velvet  
Chicagoland Green  
Gem  
Northern Charm  
Green Mountain

**Burning Bush:**  
Dwarf burning bush

**Chockberry:**  
Iroquois Beauty  
Autmun Magic  
Glossy Black  
Viking Black

**Dogwood:**  
Baton Rouge  
Firedance  
Garden Glow  
Arctic Fire  
Alleman's Compact  
Isanti  
Ivory Halo  
Bud's Yellow

**Forsythia:**  
Northern Gold

**Hydrangea:**  
Annabelle  
Little Lime  
Incrediball  
Little Quickfire  
Strawberry Sundae  
Vanilla Strawberry  
Limelight  
Quicikfire

**Lilac:**  
Baby Kim  
Dwarf Korean  
Miss Kim

**Ninebark:**  
Little Devil  
Tiny Wine  
Dart's Gold  
Amber Jubilee  
Ginger Wine  
Summer wine

**Potentilla:**  
Abbotswood  
Bellia Bellissima  
Bella Sol  
Citrus Tart  
Dakota Sunspot  
Goldfinger  
Mango Tango  
Marmalade  
McKay's White  
Pink Beauty

**Spirea:**  
Anthony Waterer  
Neon Flash  
Double Play Artisan  
Little Princess  
Goldflame  
Double Play Big Bang  
Double Play Doozie  
Double Play Red  
Fritsch  
Ginger Wine  
Mellow Yellow  
Renaissance

**Viburnum**  
**Arrowwood:**  
All That Glitter  
All That Glows  
Mohican  
Blue Muffin  
Compact European

**Willow:**  
Dwarf Blue Arcttic

## Plants for Hedges/Screening

### Large (6' ft or larger) Listed smallest to tallest

**Evergreens:**  
**Arborvitea:**  
Technito  
Yellow Ribbon  
Highlight  
Sunkist  
Emerald Green  
Techny  
Skybound  
Degroot's Spire  
Holmstrup  
Dark Green  
Rushmore  
Pyramidal  
American Pillar

**Junipers:**  
Blue Point  
Emerald Feather  
Medora  
Spartan  
Wichita Blue  
Blue Arrow  
Hetz Green Columnar  
Moonglow  
Sky High  
Sky Rocket  
Trautman  
Taylor

**Yew:**  
Nova Upright  
Japanese Upright

**Shrub:**  
**Burning Bush**  
**Cotoneaster:**  
Autumn Inferno  
Hedge

**Dogwood:**  
Cardinal  
Red Twiggged

**Honeysuckle:**  
Honeyrose

**Lilac:**  
Wedgewood  
Sensation  
Beauty of Moscow  
Charles Joy  
Monge  
Common Purple  
Common White

**Ninebark:**  
Diabolo  
**Pivet:**  
Cheyenne  
Straight Talk

**Serviceberry:**  
Standing Ovation

**Viburnum:**  
Compact American  
Arrowwood Red  
Feather  
Red Wing American  
Wentworth  
Common Snowball

# 2022 RECYCLING FEES

## GERTENS LANDSCAPE SUPPLY YARD, INVER GROVE HEIGHTS:

5500 Blaine Avenue • Inver Grove Heights, Minnesota 55076  
 Phone: 651-239-1369 Fax: 651-239-1310 • Open year round

### 1/2 Ton Truck

Includes: Short Box, Vans and SUV's



SOD TEAROUT	YARD WASTE	BRUSH	CONCRETE/ BROWN SOIL
20 <sup>00</sup>	20 <sup>00</sup>	25 <sup>00</sup>	60 <sup>00</sup>

### 3/4 - 1 Ton Truck

F250, F350, 2500, 3500



SOD TEAROUT	YARD WASTE	BRUSH	CONCRETE/ BROWN SOIL
40 <sup>00</sup>	40 <sup>00</sup>	50 <sup>00</sup>	90 <sup>00</sup>

### Single Axle Contractor Body



SOD TEAROUT	YARD WASTE	BRUSH	CONCRETE/ BROWN SOIL
65 <sup>00</sup>	65 <sup>00</sup>	75 <sup>00</sup>	115 <sup>00</sup>

### Tandem Axle Contractor Body



SOD TEAROUT	YARD WASTE	BRUSH	CONCRETE/ BROWN SOIL
65 <sup>00</sup>	65 <sup>00</sup>	75 <sup>00</sup>	140 <sup>00</sup>

### Tandem Dump Truck



SOD TEAROUT	YARD WASTE	BRUSH	CONCRETE/ BROWN SOIL
90 <sup>00</sup>	90 <sup>00</sup>	105 <sup>00</sup>	225 <sup>00</sup>

### Single Axle Trailer



SOD TEAROUT	YARD WASTE	BRUSH	CONCRETE/ BROWN SOIL
27 <sup>00</sup>	27 <sup>00</sup>	30 <sup>00</sup>	60 <sup>00</sup>

### 2+ Axle Trailer



SOD TEAROUT	YARD WASTE	BRUSH	CONCRETE/ BROWN SOIL
65 <sup>00</sup>	65 <sup>00</sup>	75 <sup>00</sup>	140 <sup>00</sup>

Stumps - 50<sup>00</sup> per yd<sup>3</sup>  
 Bags - 1<sup>25</sup>  
 Gertens Bags - 75¢

# YARD WASTE

## GERTENS EAGAN RES:

805 Yankee Doodle Road • Eagan, MN 55121  
 Phone: 651-209-3511 Fax: 651-209-3513 • Open seasonally April-November

## GERTENS DENMARK TOWNSHIP RES:

7077 Manning Avenue • Denmark Township, MN 55033  
 Phone: 651-458-4412 Fax: 651-458-0245 • Open seasonally April-November

### 1/2 Ton Truck

Includes: Short Box, Vans and SUV's



YARD WASTE	BRUSH	CONCRETE
16 <sup>00</sup>	20 <sup>00</sup>	60 <sup>00</sup>

### 1 Ton Truck + F250, F350



YARD WASTE	BRUSH	CONCRETE
30 <sup>00</sup>	40 <sup>00</sup>	90 <sup>00</sup>

### Single Axle Contractor Body

+ Large Single Axle Trailers



YARD WASTE	BRUSH	CONCRETE
50 <sup>00</sup>	65 <sup>00</sup>	115 <sup>00</sup>

### Tandem Axle Contractor Body

+ Tandem Axle Contractor Trailers



YARD WASTE	BRUSH	CONCRETE
50 <sup>00</sup>	65 <sup>00</sup>	140 <sup>00</sup>

### Tandem Dump Truck

F450, F550 & F650



YARD WASTE	BRUSH	CONCRETE
75 <sup>00</sup>	85 <sup>00</sup>	225 <sup>00</sup>

### Single Axle Trailer



YARD WASTE	BRUSH	CONCRETE
20 <sup>00</sup>	25 <sup>00</sup>	60 <sup>00</sup>

### 2+ Axle Trailer



YARD WASTE	BRUSH	CONCRETE
50 <sup>00</sup>	60 <sup>00</sup>	140 <sup>00</sup>



# HELPFUL FORMULAS

To find # of cubic yards (CY) required for an area at different material depths:	
1. Calculate square footage of area, Length X Width = Square Footage	
2. Determine depth desired and divide by appropriate number in the chart below	
1" Deep: Sq. Ft. ÷ 324 = ~ Cubic Yards needed	2" Deep: Sq. Ft. ÷ 162 = ~ Cubic Yards needed
3" Deep: Sq. Ft. ÷ 108 = ~ Cubic Yards needed	4" Deep: Sq. Ft. ÷ 81 = ~ Cubic Yards needed
5" Deep: Sq. Ft. ÷ 67 = ~ Cubic Yards needed	6" Deep: Sq. Ft. ÷ 54 = ~ Cubic Yards needed
8" Deep: Sq. Ft. ÷ 40 = ~ Cubic Yards needed	12" Deep: Sq. Ft. ÷ 27 = ~ Cubic Yards needed

Approximate Coverage of Bagged Mulches and Landscape Rock		
1.75 Cubic Foot Bag	2 Cubic Foot Bag	3 Cubic Foot Bag
~ 15.4 bags per yard	~ 13.5 bags per yard	~ 9 bags per yard
21 square feet @ 1" deep	24 square feet @ 1" deep	36 square feet @ 1" deep
10 square feet @ 2" deep	12 square feet @ 2" deep	18 square feet @ 2" deep
7 square feet @ 3" deep	8 square feet @ 3" deep	12 square feet @ 3" deep
5 square feet @ 4" deep	6 square feet @ 4" deep	9 square feet @ 4" deep

One Ton = 2000 Pounds & One Yard = 1.4 Tons (2800 lb.) for <i>most</i> bulk materials	
Decorative Rock, Sand, and Class 5 Material	Wood Mulch, Black Dirt, and Concrete
One Ton will cover:	One Cubic Yard will cover:
100 Sq. Ft. @ 2" Deep	108 Sq. Ft. @ 3" Deep
70 Sq. Ft. @ 3" Deep	80 Sq. Ft. @ 4" Deep
50 Sq. Ft. @ 4" Deep	65 Sq. Ft. @ 5" Deep
	54 Sq. Ft. @ 6" Deep

Retaining Wall Granular Backfill	
Use the following formulas to determine Cubic Yards of 3/4" Limestone needed to backfill a retaining wall.	
For a 12" wide trench behind wall: Total Wall Square Footage ÷ 27 = Cubic Yards required.	For an 8" wide trench behind wall: Total Wall Square Footage ÷ 40 = Cubic Yards required.

Mathematical Formulas	
Area of Circle: $3.14 \times R^2$ (R = Radius)	Area of Triangle: $B \times H \times .5$ (B = Base; H = Height)
Circumference of Circle: $D \times 3.14$ (D = Diameter)	Cubic Contents of Cylinder or Pipe: Area of one end (circle) $\times$ L (L = Length)

General Conversions	
Linear	Area
1 Mile = 1760 yards = 5280 feet = 1.61 kilometers	1 Square Mile = 640 acres (A)
1 Yard = 3 feet = .9 meters	1 Square Acre = 4840 square yards = 43,560 Sq. Ft.
1 Foot = 12 inches = 30.4 centimeters	1 Square Inch = 6.45 centimeters (cm)
1 Inch = 2.54 centimeters	1 Square Yard = 9 square feet
1 Meter = 39.37 inches	1 Square Foot = 144 square inches
<b>The above formulas are approximate coverage ratios. Exact product size depth of coverage and use of product need to be taken into account before ordering.</b>	



**GERTEN  
GROWN**

**FOUR GENERATIONS OF LOCAL QUALITY AND  
FRESHNESS, CONTINUING TO GROW STRONG!**

When you see the **Gerten Grown** logo you know you're getting the best variety and selection of plants for your garden. It's your local product, produced by Gertens growers whose mission has been to cultivate freshness and quality, generation after generation. Better pricing on better quality plant material, that's **Gerten Grown**.

The **Gerten Grown** logo has been our signature identification for over a decade. Our valued customers understand the value of locally grown, high quality plants and flowers and the large selection we offer.

The freshest plants you can buy come direct from the grower.



## Flower Bed Preparation Guide

In years of working with landscapers, golf courses, and commercial planting sites, we've noticed two reasons why certain commercial sites consistently have success growing their bedding plants/flower beds: 1. variety selection and 2. soil preparation. The purpose of this "Flower Bed Preparation Guide" is to ensure that your bedding plants reach their full genetic potential.

**Variety Selections:** Not all varieties of annuals perform equally. We have tried to take the guess work out for you. Here at Gertens, we are constantly sorting through varieties, striving to find you the best garden performing varieties. So, whether you are getting the spectacular flowering capacity of the "Sunpatiens" *Hawkeri* Impatiens or the robust growth and abundant color of the "Whopper" *Hybrid* Begonias.....you know you are purchasing the very best!

**Soil Preparation:** The following garden preparation formulas have proven successful for typical garden sites in Minnesota. Remember, before any soil preparation takes place on a large commercial site, it's a good idea to have the University of Minnesota do a thorough soil evaluation test at their St. Paul campus soil testing facility. If you need help analyzing the results, you can bring them in and have one of our greenhouse production growers analyze the data.

Generally, sandy or clay beds can be treated the same way (it is best to add enough volume to raise a clay bed, thereby increasing drainage). We advise using a Grower Grade Peat Moss, (black bale peat moss). It is a young, coarse, blonde-colored peat harvested from the top few inches of the bog. When mixed into poorer soils, it vastly enhances soil porosity, and helps suppress root disease that often shortens the performance duration of flowering bedding plants. General recommendations as follows:

**Hanging Basket and Container Garden Maintenance:** Most of our hanging baskets and container gardens contain an application of controlled release fertilizer added at planting. Supplementary feedings of liquid fertilizer on a bi-weekly basis will be beneficial.

Careful attention to watering is necessary for hanging baskets – especially in hot or windy weather. Gertens planted baskets are planted in extra deep pots for additional soil holding capacity. Most include a special reservoir to aid in water retention.

**Full Sun Location:** One-time soil correction recommendation for extremely poor-quality existing soil or a brand new bed:

- Rates based on 100 square feet of bed-space (10' x 10' area)
- 2 bales of 3.8 cu ft compressed bales of Grower Grade Peat Moss
- 2 lbs pulverized or finely sieved Dolomitic Limestone (optional)
- 8 lbs Controlled release fertilizer – Osmocote Plus 15-9-12;
- 5-6-month formulation

Thoroughly mix above ingredients by hand or with a tiller into approximately 8" of the existing topsoil.

**Full Sun Location Ongoing Maintenance Formula:** Ongoing maintenance formula for established beds – moderate soil quality:

- Rates based on 100 square feet of bed space (10' x 10' area)
- 1 bale of 3.8 cu ft compressed bales of Grower Grade Peat Moss as needed
- 8 lbs Controlled release fertilizer – Osmocote Plus 15-9-12;
- 5-6-month formulation

Thoroughly mix above ingredients by hand or with a tiller into approximately 8" of the existing topsoil.

**Shade location:** One-time soil correction recommendation for extremely poor quality existing soil or a brand new bed:

- Rates based on 100 square feet of bed-space (10' x 10' area)
- 2 bales of 3.8 cu ft compressed bales of Grower Grade Peat Moss
- 2 lbs pulverized or finely sieved Dolomitic Limestone (optional)
- 4 lbs Controlled release fertilizer – Osmocote Plus 15-9-12;
- 5-6 month formulation

Thoroughly mix above ingredients by hand or with a tiller into approximately 8" of the existing topsoil.

**Shade Location Ongoing Maintenance Formula:**

- 1 bale of 3.8 cu ft compressed bales of Grower Grade Peat Moss
- 4 lbs Controlled release fertilizer – Osmocote Plus 15-9-12;
- 5-6-month formulation

Thoroughly mix above ingredients by hand or with a tiller into approximately 8" of the existing topsoil.

## Soil Amendments

You can find information on soil and amendments in the mulch, soils, and landscape rock section of the catalog. Speak with your sales rep for soil amendment recommendation.

## Spacing Annuals

To estimate the number of annuals needed, first determine the square footage of the space:

Once you know the square footage, use the chart on the right to determine the number of annuals needed.

- Area of rectangle = length x width
- Area of Triangle = ½ x base x height
- Area of circle = 3.14 x radius x radius

Spacing Requirements	Multiply sq. ft. by
4" (on center)	9.00
6"	4.00
8"	2.30
9"	1.80
10"	1.40
12"	1.00
15"	0.65
18"	0.45
24"	0.25
30"	0.16

We can give recommended spacing for annuals based on our experience with the plants. Remember to consider your customer's expectations when planning and installing products.



**Early Spring  
6 Pac with Handle (306)**


<b>Alyssum Giga White</b> full sun/part shade Height: 6-10" Spread: 6-10" GP2704	\$8.99
<b>Dianthus Diabunda Purple</b> full sun/part shade Height: 8-10" Spread: 8-10" GP2710	\$9.49
<b>Dianthus Diabunda Red</b> full sun/part shade Height: 8-10" Spread: 8-10" GP2750	\$9.49
<b>Dianthus Diabunda Rose</b> full sun/part shade Height: 8-10" Spread: 8-10" GP2751	\$9.49
<b>Kale Osaka Mix</b> full sun/part shade Height: 6-12" Spread: 12-18" GP2720	\$9.49
<b>Pansy Gertens Custom Mix</b> full sun/part shade Height: 4-6" Spread: 6-8" GP8040	8.99
<b>Pansy Delta Premium Neon Violet</b> full sun/part shade Height: 4-6" Spread: 6-8" GP8035	\$8.99
<b>Pansy Delta Premium Pure Orange</b> full sun/part shade Height: 4-6" Spread: 6-8" GP8045	\$8.99
<b>Pansy Delta Premium Pure White</b> full sun/part shade Height: 4-6" Spread: 6-8" GP8054	\$8.99
<b>Pansy Delta Premium Pure Golden Yellow</b> full sun/part shade Height: 4-6" Spread: 6-8" GP8050	\$8.99

**Early Spring 6 Pac with Handle (306) continued**

<b>Pansy Delta Premium Red With Blotch</b> full sun/part shade Height: 4-6" Spread: 6-8" GP8065	\$8.99
<b>Pansy Delta Premium True Blue</b> full sun/part shade Height: 4-6" Spread: 6-8" GP8056	\$8.99
<b>Snapdragon Dwarf Mix</b> full sun/part shade Height: 6-10" Spread: 6-10" GP2740	\$8.99
<b>Snapdragon Dwarf Orange</b> full sun/part shade Height: 6-10" Spread: 6-10" GP2752	\$8.99
<b>Snapdragon Dwarf Rose</b> full sun/part shade Height: 6-10" Spread: 6-10" GP2753	\$8.99
<b>Snapdragon Dwarf Yellow</b> full sun/part shade Height: 6-10" Spread: 6-10" GP2754	\$8.99
<b>Viola Denim Jump Up</b> full sun/part shade Height: 4-6" Spread: 6-8" GP2755	\$9.49
<b>Viola Orange Jump Up</b> full sun/part shade Height: 4-6" Spread: 6-8" GP2756	\$9.49
<b>Viola Violet Tiger Face</b> full sun/part shade Height: 4-6" Spread: 4-6" GP2757	\$9.49
<b>Viola Yellow Jump Up</b> full sun/part shade Height: 4-6" Spread: 6-8" GP2758	\$9.49



**Diabunda Red Dianthus**



**White Alyssum**



**True Blue Pansy**



**Snapdragon Mix**



# ANNUALS

## Early Spring 4.75" Pot

<b>Asparagus Fern Sprengri</b> full sun/part shade Height: 24-36" Spread: 12-24" GP3125	\$5.29
<b>Calendula Cheers Tangerine</b> full sun/part shade Height: 8-10" Spread: 12-14" GP5030	\$5.29
<b>Calendula Cheers Yellow</b> full sun/part shade Height: 8-10" Spread: 12-14" GP3478	\$5.29
<b>Diascia Darla Rose</b> full sun/part shade Height: 12-14" Spread: 12-14" GP3002	\$5.29
<b>Diascia Trinity Sunset Orange</b> full sun/part shade Height: 14-18" Spread: 8-12" GP3003	\$5.29
<b>Grass Juncus Big Twister</b> full sun/part shade Height: 16-20" Spread: 8-12" GP3865	\$5.99
<b>Grass Juncus Blue Arrow</b> full sun/part shade Height: 24-36" Spread: 8-12" GP3855	\$5.49
<b>Hedera Ivy Gold Child</b> full sun/full shade Height: 6-12" Spread: 8-12" GP3007	\$5.49
<b>Hedera Ivy Modern Times</b> full sun/full shade Height: 3-6" Spread: 10-14" GP3008	\$5.49

## Early Spring 4.75" Pot continued

<b>Lysmachia Goldilocks</b> full sun/full shade Height: 2-4" Spread: 24-36" GP3009	\$5.29
<b>Nemesia Nesia Denim</b> full sun/part shade Height: 12-16" Spread: 8-12" GP3010	\$5.29
<b>Nemesia Nesia Inca</b> full sun/part shade Height: 12-16" Spread: 8-12" GP3012	\$5.29
<b>Nemesia Nesia Snow Angel</b> full sun/part shade Height: 12-16" Spread: 8-12" GP3011	\$5.29
<b>Nemesia Nesia Tutti Frutti</b> full sun/part shade Height: 12-16" Spread: 8-12" GP3013	\$5.29
<b>Osteospermum Blue Eyed Beauty</b> full sun/part shade Height: 10-14" Spread: 12-16" GP3014	\$4.99
<b>Osteospermum Margarita Kardinal</b> full sun/part shade Height: 10-14" Spread: 12-16" GP3016	\$4.99
<b>Osteospermum Margarita Orange Flair</b> full sun/part shade Height: 10-14" Spread: 12-16" GP3015	\$4.99
<b>Pansy Gertens Custom Mix</b> full sun/part shade Height: 4-6" Spread: 6-8" GP4335	\$4.49




Margarita Orange Flare Osteospermum



Snow Angel Nemesia



Darla Rose Diascia



Goldilocks Lysmachia

**Early Spring 4.75" Pot continued**

**Pansy Delta Premium Neon Violet**  
 full sun/part shade  
 Height: 4-6" Spread: 6-8"  
 GP4347 \$4.49

**Pansy Delta Premium Red With Blotch**  
 full sun/part shade  
 Height: 4-6" Spread: 6-8"  
 GP4309 \$4.49

**Pansy Delta Premium True Blue**  
 full sun/part shade  
 Height: 4-6" Spread: 6-8"  
 GP4325 \$4.49

**Pansy Delta Premium Pure Golden Yellow**  
 full sun/part shade  
 Height: 4-6" Spread: 6-8"  
 GP4345 \$4.49

**Ranunculus Sprinkles Orange**  
 full sun/part shade  
 Height: 6-10" Spread: 8-12"  
 GP1062 \$4.99

**Ranunculus Sprinkles Pink**  
 full sun/part shade  
 Height: 6-10" Spread: 8-12"  
 GP1051 \$4.99

**Ranunculus Sprinkles Yellow**  
 full sun/part shade  
 Height: 6-10" Spread: 8-12"  
 GP1063 \$4.99

**Sedum Lemon Ball**  
 full sun/part shade  
 Height: 6-8" Spread: 9-12"  
 GP3017 \$5.29



**Sprinkles Orange Ranunculus**



**Red with Blotch Pansy**



**Delta Premium True Blue Pansy**

**Early Spring 4" Pot**

**Spike Dracaena**  
 full sun/part shade  
 Height: 24-36" Spread: 15-18"  
 GP2815 \$4.49

**Early Spring Bowls 12.5" Bowl**

**Pansy Gertens Custom Mix**  
 full sun/part shade  
 GH2465 \$18.99

**Pansy Delta Premium Neon Violet**  
 full sun/part shade  
 GH2470 \$18.99

**Pansy Delta Premium Pure Golden Yellow**  
 full sun/part shade  
 GH2495 \$18.99

**Pansy Red With Blotch**  
 full sun/part shade  
 GH2490 \$18.99

**Pansy Delta Premium True Blue**  
 full sun/part shade  
 GH2480 \$18.99

**Early Spring Bowls 8" Bowl**

**Pansy Gertens Custom Mix**  
 full sun/part shade  
 GH4006 \$9.99

**Viola Penny Mix**  
 full sun/part shade  
 GH1993 \$9.99

**Early Spring Hanging Basket 10" Hanging Basket**

**Pansy Gertens Custom Mix**  
 full sun/part shade  
 GH0202 \$22.99



**Gertens Custom Pansy Mix**



# ANNUALS

## Annuals 6 Pac Varieties (606)

**Ageratum Aloha Blue**  
full sun/part shade  
Height: 6-8" Spread: 6-8"  
GP1035 \$4.49

**Ageratum Blue Horizon**  
full sun/part shade  
Height: 24-30" Spread: 10-12"  
GP1040 \$4.49

**Alyssum Crystal Clear Purple Shades**  
full sun/part shade  
Height: 6-10" Spread: 12-14"  
GP1050 \$4.49

**Alyssum Giga White**  
full sun/part shade  
Height: 6-10" Spread: 12-14"  
GP1053 \$4.49

**Begonia Bada Boom Bronze Leaf Mix**  
full sun/full shade  
Height: 8-10" Spread: 6-8"  
GP1070 \$4.49

**Begonia Bada Boom Bronze Leaf Red**  
full sun/full shade  
Height: 8-10" Spread: 6-8"  
GP1080 \$4.49

**Begonia Bada Boom Bronze Leaf Rose**  
full sun/full shade  
Height: 8-10" Spread: 6-8"  
GP1075 \$4.49

## 6 Pac Varieties (606) continued

**Begonia Bada Boom Bronze Leaf White**  
full sun/full shade  
Height: 8-10" Spread: 6-8"  
GP1085 \$4.49

**Begonia Bada Bing Green Leaf Mix**  
full sun/full shade  
Height: 8-10" Spread: 6-8"  
GP1090 \$4.49

**Begonia Bada Bing Green Leaf Red**  
full sun/full shade  
Height: 8-10" Spread: 6-8"  
GP1100 \$4.49

**Begonia Bada Bing Green Leaf Rose**  
full sun/full shade  
Height: 8-10" Spread: 6-8"  
GP1095 \$4.49

**Begonia Bada Bing Green Leaf White**  
full sun/full shade  
Height: 8-10" Spread: 6-8"  
GP1105 \$4.49

**Celosia Brainiac Mix**  
full sun/part shade  
Height: 6-8" Spread: 6-10"  
GP1160 \$4.49


**Celosia Fresh Look Gold**  
full sun/part shade  
Height: 12-16" Spread: 12-16"  
GP1158 \$4.49



Purple Shades Alyssum




Green Leaf Mix Begonia



Bronze Leaf White Begonia



Aloha Blue Ageratum



Bronze Leaf Rose Begonia



Green Leaf Red Begonia

## 6 Pac Varieties (606) continued

**Celosia Fresh Look Red**

full sun/part shade

Height: 12-16" Spread: 12-16"

GP1165

\$4.49

**Celosia New Look Red**

full sun/part shade

Height: 12-16" Spread: 12-16"

GP1180

\$4.49

**Cleome Pink Queen**

full sun/part shade

Height: 36-48" Spread: 12-24"

GP0670

\$4.49

**Coleus Fairway Mix**

part sun/full shade

Height: 8-12" Spread: 10-12"

GP1203

\$4.49

**Coleus Fairway Rose**

part sun/full shade

Height: 8-12" Spread: 10-12"

GP1210

\$4.49

**Coleus Wizard Jade**

part sun/full shade

Height: 12-14" Spread: 10-12"

GP1205

\$4.49

**Dianthus Ideal Select Formula Mix**

full sun/part shade

Height: 8-10" Spread: 8-10"

GP1250

\$4.49

**Dianthus Ideal Select Violet**

full sun/part shade

Height: 8-10" Spread: 8-10"

GP1260

\$4.49

**Dusty Miller Silver Dust**

full sun/part shade

Height: 8-10" Spread: 8-10"

GP1270

\$4.49

**Gazania Kiss Mix**

full sun

Height: 8-10" Spread: 8-10"

GP0730

\$4.49

**Gomphrena Ping Pong Purple**

full sun

Height: 16-20" Spread: 8-10"

GP1934

\$4.49

**Gypsophila Deep Rose**

full sun

Height: 8-10" Spread: 8-10"

GP0740

\$4.49

**Hypoestes Rose**

part sun/full shade

Height: 4-6" Spread: 12-14"

GP1310

\$4.49

**Hypoestes White**

part sun/full shade

Height: 4-6" Spread: 12-14"

GP1315

\$4.49

**Impatiens Super Elfin Blue Pearl**

part sun/full shade

Height: 10-14" Spread: 12-14"

GP1330

\$4.49



Fresh Look Gold Celosia




Fresh Look Red Celosia




Pink Queen Cleome



Silver Dust Dusty Miller



Wizard Jade Coleus



Fairway Mix Coleus



Beacon Coral Impatiens



Rose Hypoestes





Impatiens Mix



Riviera Midnight Blue Lobelia



French Durango Yellow Marigold



African Marvel Orange Marigold

## 6 Pac Varieties (606) continued

<b>Impatiens Beacon Coral</b> part sun/full shade Height: 14-18" Spread: 12-14" GP1345	\$4.49
<b>Impatiens Mix</b> part sun/full shade Height: 14-18" Spread: 12-14" GP1360	\$4.49
<b>Impatiens Beacon Orange</b> part sun/full shade Height: 14-18" Spread: 12-14" GP1335	\$4.49
<b>Impatiens Beacon Bright Red</b> part sun/full shade Height: 14-18" Spread: 12-14" GP1370	\$4.49
<b>Impatiens Beacon Rose</b> part sun/full shade Height: 14-18" Spread: 12-14" GP1350	\$4.49
<b>Impatiens Beacon Violet Shades</b> part sun/full shade Height: 14-18" Spread: 12-14" GP1395	\$4.49
<b>Impatiens Beacon White</b> part sun/full shade Height: 14-18" Spread: 12-14" GP1400	\$4.49
<b>Kale Osaka Mix</b> full sun/part shade Height: 6-12" Spread: 12-18" GP1030	\$4.49
<b>Lobelia Rivieria Midnight Blue</b> part sun/full shade Height: 4-6" Spread: 6-10" GP1435	\$4.49
<b>Marigold French Durango Bee</b> full sun/part shade Height: 10-12" Spread: 6-8" GP1475	\$4.49
<b>Marigold French Durango Mix</b> full sun/part shade Height: 10-12" Spread: 6-8" GP1483	\$4.49
<b>Marigold French Durango Orange</b> full sun/part shade Height: 10-12" Spread: 6-8" GP1482	\$4.49
<b>Marigold French Durango Red</b> full sun/part shade Height: 10-12" Spread: 6-8" GP1481	\$4.49
<b>Marigold French Durango Yellow</b> full sun/part shade Height: 10-12" Spread: 6-8" GP1484	\$4.49
<b>Marigold African Marvel Orange</b> full sun/part shade Height: 16-18" Spread: 10-12" GP0795	\$4.49

**6 Pac Varieties (606) continued**

**Marigold African Marvel Yellow**  
 full sun/part shade  
 Height: 16-18" Spread: 10-12"  
 GP0800 \$4.49

**Marigold African Vanilla**  
 full sun/part shade  
 Height: 14-16" Spread: 8-10"  
 GP1485 \$4.49

**Melampodium Showstar Yellow**  
 full sun  
 Height: 8-12" Spread: 8-10"  
 GP0810 \$4.49

**Nicotiana Saratoga Lime**  
 full sun/full shade  
 Height: 10-12" Spread: 10-12"  
 GP0820 \$4.49

**Nicotiana Saratoga Rose**  
 full sun/full shade  
 Height: 10-12" Spread: 10-12"  
 GP0830 \$4.49

**Pansy Gertens Custom Mix**  
 full sun/full shade  
 Height: 4-6" Spread: 6-8"  
 GP1565 \$4.49

**Pansy Neon Violet**  
 full sun/full shade  
 Height: 4-6" Spread: 6-8"  
 GP1552 \$4.49

**6 Pac Varieties (606) continued**

**Pansy Pure Golden Yellow**  
 full sun/full shade  
 Height: 4-6" Spread: 6-8"  
 GP1550 \$4.49

**Petunia Double Cascade Mix**  
 full sun/part shade  
 Height: 10-15" Spread: 10-12"  
 GP1650 \$4.49

**Petunia Hulahoop Blue**  
 full sun/part shade  
 Height: 10-15" Spread: 10-12"  
 GP1735 \$4.49

**Petunia Hulahoop Burgundy**  
 full sun/part shade  
 Height: 10-15" Spread: 10-12"  
 GP1750 \$4.49


**Petunia Hurrah Blue**  
 full sun/part shade  
 Height: 8-10" Spread: 12-14"  
 GP1739 \$4.49

**Petunia Hurrah Lavender Tie Dye**  
 full sun/part shade  
 Height: 8-10" Spread: 12-14"  
 GP1743 \$4.49


**Petunia Hurrah Pro Formula Mix**  
 full sun/part shade  
 Height: 8-10" Spread: 12-14"  
 GP1747 \$4.49



African Vanilla Marigold



Hurrah Pro Formula Mix Petunia



Saratoga Rose Nicotiana



Hulahoop Burgundy Petunia




# ANNUALS

## 6 Pac Varieties (606) continued

<b>Petunia Hurrah Pink</b> full sun/part shade Height: 8-10" Spread: 12-14" GP1751	\$4.49
<b>Petunia Hurrah Plum</b> full sun/part shade Height: 8-10" Spread: 12-14" GP1745	\$4.49
<b>Petunia Hurrah Red</b> full sun/part shade Height: 8-10" Spread: 12-14" GP1749	\$4.49
<b>Petunia Hurrah Velvet</b> full sun/part shade Height: 8-10" Spread: 12-14" GP1754	\$4.49
<b>Petunia Hurrah White</b> full sun/part shade Height: 8-10" Spread: 12-14" GP1756	\$4.49
<b>Petunia Prism Sunshine</b> full sun/part shade Height: 10-12" Spread: 10-12" GP1758	\$4.49
<b>Petunia Sophistica Lime Bicolor</b> full sun/part shade Height: 10-15" Spread: 10-12" GP1764	\$4.49
<b>Petunia Tritunia Blue Star</b> full sun/part shade Height: 10-12" Spread: 12-14" GP1800	\$4.49



Hurrah Red Petunia



Victoria Blue Salvia



Happy Hour Mix Portulaca

## 6 Pac Varieties (606) continued

<b>Petunia Tritunia Rose Star</b> full sun/part shade Height: 10-12" Spread: 12-14" GP1810	\$4.49
<b>Portulaca (Mossrose) Happy Hour Mix</b> full sun Height: 8-10" Spread: 10-12" GP1760	\$4.49
<b>Portulaca (Mossrose) Happy Hour Orange</b> full sun Height: 8-10" Spread: 10-12" GP1765	\$4.49
<b>Portulaca (Mossrose) Happy Hour Rosita</b> full sun Height: 8-10" Spread: 10-12" GP1775	\$4.49
<b>Salvia Lighthouse Red</b> full sun/full shade Height: 24-30" Spread: 10-12" GP1835	\$4.49
<b>Salvia Mojave Purple</b> full sun/full shade Height: 8-12" Spread: 10-12" GP1825	\$4.49
<b>Salvia Mojave Red</b> full sun/full shade Height: 8-12" Spread: 10-12" GP1840	\$4.49
<b>Salvia Victoria Blue</b> full sun/full shade Height: 18-22" Spread: 12-18" GP1830	\$4.49
<b>Snapdragon Candy Tops Dwarf Mix</b> full sun/full shade Height: 6-10" Spread: 10-12" GP1850	\$4.49
<b>Snapdragon Candy Tops Red</b> full sun/full shade Height: 6-10" Spread: 10-12" GP0835	\$4.49
<b>Snapdragon Candy Tops Yellow</b> full sun/full shade Height: 6-10" Spread: 10-12" GP0825	\$4.49
<b>Snapdragon Rocket Mix</b> full sun/full shade Height: 30-36" Spread: 16-18" GP1895	\$4.49
<b>Snapdragon Liberty Classics Tall Crimson</b> full sun/full shade Height: 18-22" Spread: 12-14" GP1885	\$4.49
<b>Snapdragon Liberty Classics Tall Mix</b> full sun/full shade Height: 18-22" Spread: 12-14" GP1890	\$4.49
<b>Snapdragon Liberty Classics Tall Yellow</b> full sun/full shade Height: 18-22" Spread: 12-14" GP1905	\$4.49

6 Pac Varieties (606) continued

<b>Torenia Kauai Mix</b> part sun/full shade Height: 6-8" Spread: 6-8" GP1870	\$4.49
<b>Verbena Buenos Aires</b> full sun/part shade Height: 40-50" Spread: 12-16" GP1933	\$4.49
<b>Verbena Tuscany Mix</b> full sun/part shade Height: 8-10" Spread: 10-12" GP1932	\$4.49
<b>Vinca Blockbuster Apricot</b> full sun/part shade Height: 10-12" Spread: 12-16" GP1940	\$4.49
<b>Vinca Blockbuster Mix</b> full sun/part shade Height: 10-12" Spread: 12-16" GP1946	\$4.49
<b>Vinca Blockbuster Punch</b> full sun/part shade Height: 10-12" Spread: 12-16" GP1947	\$4.49
<b>Vinca Blockbuster Red/Eye</b> full sun/part shade Height: 10-12" Spread: 12-16" GP1950	\$4.49
<b>Vinca Blockbuster White</b> full sun/part shade Height: 10-12" Spread: 12-16" GP1960	\$4.49
<b>Vinca Tattoo Blueberry</b> full sun/part shade Height: 10-14" Spread: 6-8" GP1305	\$4.49
<b>Viola Colormax Yellow Jump Up</b> full sun/full shade Height: 4-6" Spread: 8-10" GP1987	\$4.49
<b>Viola Penny Deep Blue</b> full sun/full shade Height: 4-6" Spread: 4-6" GP1970	\$4.49
<b>Viola Penny Lane Mix</b> full sun/full shade Height: 4-6" Spread: 4-6" GP1975	\$4.49
<b>Viola Penny Orange Jump Up</b> full sun/full shade Height: 4-6" Spread: 4-6" GP1985	\$4.49
<b>Viola Penny Red With Blotch</b> full sun/full shade Height: 4-6" Spread: 4-6" GP1973	\$4.49
<b>Viola Penny White</b> full sun/full shade Height: 4-6" Spread: 4-6" GP1925	\$4.49



Mojave Red Salvia



Snapdragon Mix



Kauai Mix Torenia



Blockbuster Mix Vinca



Penny Deep Blue Viola



Tuscany Mix Verbena



# ANNUALS

## 6 Pac Varieties (606) continued

<b>Zinnia Profusion Double Red</b> full sun Height: 16-18" Spread: 22-24" GP1014	\$4.49
<b>Zinnia Profusion Double Fire</b> full sun Height: 12-16" Spread: 15-18" GP1003	\$4.49
<b>Zinnia Profusion Double Hot Cherry</b> full sun Height: 16-18" Spread: 22-24" GP1002	\$4.49
<b>Zinnia Profusion Double Mix</b> full sun Height: 16-18" Spread: 22-24" GP1009	\$4.49
<b>Zinnia Profusion Double White</b> full sun Height: 16-18" Spread: 22-24" GP1013	\$4.49
<b>Zinnia Profusion Double Yellow</b> full sun Height: 16-18" Spread: 22-24" GP1011	\$4.49
<b>Zinnia Profusion Red/Yellow</b> full sun Height: 10-12" Spread: 12-14" GP1016	\$4.49
<b>Zinnia State Fair full sun</b> Height: 36-48" Spread: 12-16" GP2005	\$4.49



Profusion Double Fire Zinnia



Profusion Double Hot Cherry Zinnia



Whopper Begonias

## Annuals 4 Pac with Handle (304)

<b>Begonia Dragon Wing Red</b> full sun/full shade Height: 14-18" Spread: 14-18" GP7003	\$9.99
<b>Begonia Viking Explorer Green Leaf Rose</b> full sun/full shade Height: 20-24" Spread: 35-39" GP2794	\$9.99
<b>Begonia Whopper Bronze Leaf Red</b> full sun/full shade Height: 30-34" Spread: 18-22" GP7005	\$9.99
<b>Begonia Whopper Bronze Leaf Rose</b> full sun/full shade Height: 30-34" Spread: 18-22" GP7010	\$9.99
<b>Begonia Whopper Green Leaf Red</b> full sun/full shade Height: 30-34" Spread: 18-22" GP7008	\$9.99
<b>Begonia Whopper Green Leaf Rose</b> full sun/full shade Height: 30-34" Spread: 18-22" GP7013	\$9.99
<b>New Guinea Impatiens Orange Ice</b> full sun/full shade Height: 14-18" Spread: 14-18" GP2829	\$12.99
<b>New Guinea Impatiens Sweet Cherry</b> full sun/full shade Height: 14-18" Spread: 14-18" GP2823	\$12.99
<b>Sunpatiens Coral Pink</b> full sun/full shade Height: 12-32" Spread: 12-26" GP2845	\$12.99
<b>SunPatiens Deep Red</b> full sun/full shade Height: 12-32" Spread: 12-26" GP2809	\$12.99
<b>SunPatiens Electric Orange</b> full sun/full shade Height: 12-32" Spread: 12-26" GP2830	\$12.99
<b>SunPatiens Hot Pink</b> full sun/full shade Height: 12-32" Spread: 12-26" GP2840	\$12.99
<b>SunPatiens Gertens Custom Mix</b> full sun/full shade Height: 12-32" Spread: 12-26" GP2835	\$12.99
<b>SunPatiens Orchid Blush</b> full sun/full shade Height: 12-32" Spread: 12-26" GP2843	\$12.99
<b>SunPatiens Pink Candy</b> full sun/full shade Height: 12-32" Spread: 12-26" GP2846	\$12.99

**4 Pac with Handle (304) continued**

<b>SunPatiens Purple</b> full sun/full shade Height: 12-32" Spread: 12-26" GP2848	\$12.99
<b>SunPatiens Rose Glow</b> full sun/full shade Height: 12-32" Spread: 12-26" GP2833	\$12.99
<b>SunPatiens White</b> full sun/full shade Height: 12-32" Spread: 12-26" GP2825	\$12.99

**Annuals  
6 Pac with Handle (306)**

<b>Coleus Kong Red</b> full sun/part shade Height: 18-20" Spread: 15-18" GP2796	\$9.49
<b>Coleus Kong Rose</b> full sun/part shade Height: 18-20" Spread: 15-18" GP2797	\$9.49
<b>Cosmos Sonata Mix</b> full sun Height: 20-24" Spread: 12-14" GP1230	\$9.49
<b>Dahlia Fresco Formula Mix</b> full sun/full shade Height: 10-12" Spread: 8-12" GP0705	\$9.49
<b>Marigold African Dwarf Antigua Orange</b> full sun/part shade Height: 10-12" Spread: 10-12" GP2726	\$9.49
<b>Marigold African Dwarf Antigua Yellow</b> full sun/part shade Height: 10-12" Spread: 10-12" GP2728	\$9.49
<b>Marigold Endurance Orange</b> full sun/part shade Height: 12-16" Spread: 12-16" GP2746	\$9.49
<b>Marigold Endurance Sunset Gold</b> full sun/part shade Height: 12-16" Spread: 12-16" GP2747	\$9.49
<b>Marigold Endurance Yellow</b> full sun/part shade Height: 12-16" Spread: 12-16" GP2748	\$9.49
<b>Marigold French Durango Bee</b> full sun/part shade Height: 10-12" Spread: 6-8" GP2737	\$9.49
<b>Marigold French Durango Outback Mix</b> full sun/part shade Height: 10-12" Spread: 6-8" GP2738	\$9.49

**6 Pac with Handle (306) continued**

<b>Marigold French Durango Orange</b> full sun/part shade Height: 10-12" Spread: 6-8" GP2734	\$9.49
<b>Marigold French Durango Red</b> full sun/part shade Height: 10-12" Spread: 6-8" GP2736	\$9.49
<b>Marigold French Durango Yellow</b> full sun/part shade Height: 10-12" Spread: 6-8" GP2729	\$9.49
<b>Pentas Lucky Star Mix</b> full sun/part shade Height: 12-16" Spread: 12-14" GP0864	\$9.49
<b>Pentas Lucky Star Raspberry</b> full sun/part shade Height: 12-16" Spread: 12-14" GP0863	\$9.49



**SunPatiens**



**Kong Rose Coleus**



**African Antigua Yellow Marigold**

# ANNUALS

## 6 Pac with Handle (306) continued

<b>Pentas Lucky Star Red</b> full sun/part shade Height: 12-16" Spread: 12-14" GP0862	\$9.49
<b>Petunia Easy Wave Blue</b> full sun/part shade Height: 6-12" Spread: 30-39" GP2674	\$9.99
<b>Petunia Easy Wave Burgundy Star</b> full sun/part shade Height: 6-12" Spread: 30-39" GP2678	\$9.99
<b>Petunia Easy Wave Burgundy Velour</b> full sun/part shade Height: 6-12" Spread: 30-39" GP2682	\$9.99
<b>Petunia Easy Wave Coral E3</b> full sun/part shade Height: 6-12" Spread: 30-39" GP2691	\$9.99
<b>Petunia Easy Wave Pink Cosmos E3</b> full sun/part shade Height: 6-12" Spread: 30-39" GP2686	\$9.99
<b>Petunia Easy Wave Red E3</b> full sun/part shade Height: 6-12" Spread: 30-39" GP2684	\$9.99
<b>Petunia Easy Wave Sky Blue E3</b> full sun/part shade Height: 6-12" Spread: 30-39" GP2673	\$9.99
<b>Petunia Easy Wave Vibrant Mix</b> full sun/part shade Height: 6-12" Spread: 30-39" GP2708	\$9.99
<b>Petunia Easy Wave White</b> full sun/part shade Height: 6-12" Spread: 30-39" GP2711	\$9.99

## 6 Pac with Handle (306) continued


<b>Petunia Easy Wave Yellow</b> full sun/part shade Height: 6-12" Spread: 30-39" GP2712	\$9.99
<b>Petunia Tidal Wave Cherry</b> full sun/part shade Height: 16-22" Spread: 30-60" GP2714	\$9.99
<b>Petunia Wave Purple</b> full sun/part shade Height: 5-7" Spread: 36-48" GP2764	\$9.99
<b>Rudbeckia Amarillo Gold</b> full sun/part shade Height: 12-18" Spread: 12-16" GP0886	\$9.49
<b>Rudbeckia Indian Summer</b> full sun/part shade Height: 36-42" Spread: 12-16" GP0885	\$9.49
<b>Zinnia Magellan Mix</b> full sun/part shade Height: 12-14" Spread: 10-12" GP2791	\$9.49

## Annuals 4" Round Pot

<b>Spike Dracaena</b> full sun/full shade Height: 24-36" Spread: 15-18" GP2815	\$4.49
<b>Vinca Vine Maculata</b> full sun/full shade Height: 3-6" Spread: 10-14" GP3215	\$4.49
<b>Vinca Vine Variegated</b> full sun/full shade Height: 3-6" Spread: 8-12" GP3220	\$4.49

## Annuals 4.33" Round Pot

<b>Begonia Rieger Orange</b> part sun/full shade Height: 10-16" Spread: 10-14" GP3225	\$5.49
<b>Begonia Rieger Pink</b> part sun/full shade Height: 10-16" Spread: 10-14" GP3230	\$5.49
<b>Begonia Rieger Red</b> part sun/full shade Height: 10-16" Spread: 10-14" GP3235	\$5.49
<b>Begonia Rieger Yellow</b> part sun/full shade Height: 10-16" Spread: 10-14" GP3240	\$5.49



Lucky Star Raspberry Pentas



Easy Wave Blue E3 Petunia



Easy Wave Burgundy Star Petunia



**Annuals**  
**4.75" Round Pot**

**Angelonia Angelissa Purple**  
full sun/part shade  
Height: 12-14" Spread: 10-12"  
GP8030 \$5.49

**Angelonia Angelissa Rose**  
full sun/part shade  
Height: 12-14" Spread: 10-12"  
GP3256 \$5.49

**Angelonia Archangel Dark Rose**  
full sun/part shade  
Height: 12-18" Spread: 10-12"  
GP3258 \$5.49

**Angelonia Archangel White**  
full sun/part shade  
Height: 12-14" Spread: 10-12"  
GP3262 \$5.49

**Angelonia Alonia Big Bicolor Purple**  
full sun/part shade  
Height: 12-18" Spread: 10-12"  
GP3270 \$5.49

**Angelonia Alonia Big Indigo**  
full sun/part shade  
Height: 12-18" Spread: 10-12"  
GP3260 \$5.49

**Argyranthemum Mars White**  
full sun/part shade  
Height: 16-22" Spread: 12-20"  
GP3565 \$5.29

**Argyranthemum Sunny Spring Yellow**  
full sun/part shade  
Height: 18-36" Spread: 12-20"  
GP3570 \$5.29

**Artemesia Parfum D'Ethiopia**  
full sun/part shade  
Height: 14-18" Spread: 20-28"  
GP3130 \$5.99

**Asparagus Fern Sprengeri**  
full sun/part shade  
Height: 12-24" Spread: 10-14"  
GP3125 \$5.29

**Bacopa Gulliver Blue**  
full sun/part shade  
Height: 4-6" Spread: 12-18"  
GP3288 \$5.29

**Bacopa White**  
full sun/part shade  
Height: 4-6" Spread: 12-16"  
GP3285 \$5.29

**Begonia Boliviensis Bossa Nova Night Fever Papaya**  
full sun/part shade  
Height: 12-16" Spread: 16-20"  
GP3568 \$5.49

**Begonia Boliviensis Bossa Nova Rose**  
full sun/part shade  
Height: 12-16" Spread: 16-20"  
GP3302 \$5.49


**Begonia Boliviensis Bossa Nova Night Fever Rosso**  
full sun/part shade  
Height: 12-16" Spread: 16-20"  
GP5057 \$5.49



Rieger Red Begonia



Spike Dracaena



Alonia Big Bicolor Purple Angelonia



Gulliver Blue Bacopa



White Bacopa



# ANNUALS



Dragon Wing Red Begonia




Nonstop White Begonia



Nonstop Salmon Begonia



Green Leaf Rose Whopper Begonia



Solenia Orange Begonia

## 4.75 Round Pot continued

### Begonia Boliviensis Bossa Nova Yellow

full sun/part shade  
Height: 12-16" Spread: 16-20"  
GP3566 \$5.49

### Begonia Boliviensis Waterfall Encanto Orange

full sun/part shade  
Height: 12-16" Spread: 18-24"  
GP3304 \$5.49

### Begonia Landscape Big Green Leaf White

full sun/part shade  
Height: 12-18" Spread: 12-15"  
GP3300 \$5.49

### Begonia Landscape Dragon Wing Red

full sun/full shade  
Height: 14-18" Spread: 14-18"  
GP3360 \$5.49

### Begonia Landscape Viking Explorer Green Leaf Rose

full sun/full shade  
Height: 20-24" Spread: 35-39"  
GP3367 \$5.49

### Begonia Landscape Whopper Bronze Leaf Red

full sun/full shade  
Height: 30-34" Spread: 18-22"  
GP3362 \$5.49

### Begonia Landscape Whopper Bronze Leaf Rose

full sun/full shade  
Height: 30-34" Spread: 18-22"  
GP3364 \$5.49

### Begonia Landscape Whopper Green Leaf Red

full sun/full shade  
Height: 30-34" Spread: 18-22"  
GP3366 \$5.49

### Begonia Landscape Whopper Green Leaf Rose

full sun/full shade  
Height: 30-34" Spread: 18-22"  
GP3368 \$5.49

### Begonia Foliage Gryphon

full sun/part shade  
Height: 14-16" Spread: 16-18"  
GP3351 \$5.99

### Begonia Foliage Rex Jurassic Heartbeat

full sun/part shade  
Height: 16-20" Spread: 18-20"  
GP4152 \$5.99

### Begonia Foliage Rex Jurassic Junior Arctic Twist

full sun/part shade  
Height: 16-20" Spread: 18-20"  
GP4240 \$5.99

### Begonia Foliage Rex Jurassic Junior Berry Swirl

full sun/part shade  
Height: 16-20" Spread: 18-20"  
GP4242 \$5.99

### Begonia Foliage Rex Megalo Reptile

full sun/part shade  
Height: 16-20" Spread: 18-20"  
GP4244 \$5.99

### Begonia Tuberous Nonstop Joy Orange

part sun/full shade  
Height: 10-12" Spread: 8-10"  
GP4232 \$5.49

## 4.75 Round Pot continued

**Begonia Tuberous Nonstop Joy Red**  
part sun/full shade  
Height: 10-12" Spread: 8-10"  
GP4230 \$5.49

**Begonia Tuberous Nonstop Joy Rose Picotee**  
part sun/full shade  
Height: 10-12" Spread: 8-10"  
GP4236 \$5.49

**Begonia Tuberous Nonstop Joy Yellow**  
part sun/full shade  
Height: 10-12" Spread: 8-10"  
GP4238 \$5.49

**Begonia Tuberous Nonstop Orange**  
part sun/full shade  
Height: 8-12" Spread: 12-16"  
GP3392 \$5.49

**Begonia Tuberous Nonstop Pink**  
part sun/full shade  
Height: 8-12" Spread: 12-16"  
GP3375 \$5.49

**Begonia Tuberous Nonstop Red**  
part sun/full shade  
Height: 8-12" Spread: 12-16"  
GP3394 \$5.49

**Begonia Tuberous Nonstop Salmon**  
part sun/full shade  
Height: 8-12" Spread: 12-16"  
GP3377 \$5.49

**Begonia Tuberous Nonstop White**  
part sun/full shade  
Height: 8-12" Spread: 12-16"  
GP3398 \$5.49

**Begonia Tuberous Nonstop Yellow**  
part sun/full shade  
Height: 8-12" Spread: 12-16"  
GP3390 \$5.49

**Begonia Tuberous Hybrid l'Conia First Kiss**  
part sun/full shade  
Height: 10-12" Spread: 8-10"  
GP3385 \$5.99

**Begonia Tuberous Hybrid l'Conia Lemon Berry**  
part sun/full shade  
Height: 10-12" Spread: 8-10"  
GP5018 \$5.99

**Begonia Tuberous Hybrid l'Conia Peachy Keen**  
part sun/full shade  
Height: 10-12" Spread: 8-10"  
GP5025 \$5.99

## 4.75 Round Pot continued

**Begonia Tuberous Hybrid l'Conia Portofino Hot Coral**  
part sun/full shade  
Height: 10-12" Spread: 8-10"  
GP3352 \$5.99

**Begonia Tuberous Hybrid l'Conia Portofino Hot Orange**  
part sun/full shade  
Height: 10-12" Spread: 8-10"  
GP3356 \$5.99

**Begonia Tuberous Hybrid l'Conia Portofino Sunrise**  
part sun/full shade  
Height: 10-12" Spread: 8-10"  
GP3245 \$5.99

**Begonia Tuberous Hybrid l'Conia Portofino Yellow**  
part sun/full shade  
Height: 10-12" Spread: 8-10"  
GP3350 \$5.99

**Begonia Tuberous Hybrid l'Conia Upright White**  
part sun/full shade  
Height: 10-12" Spread: 8-10"  
GP3354 \$5.99

**Begonia Tuberous Hybrid Solenia Dark Pink**  
full sun/part shade  
Height: 8-12" Spread: 8-12"  
GP3465 \$5.99

**Begonia Tuberous Hybrid Solenia Orange**  
full sun/part shade  
Height: 8-12" Spread: 8-12"  
GP3468 \$5.99


**Begonia Tuberous Hybrid Solenia Red**  
full sun/part shade  
Height: 8-12" Spread: 8-12"  
GP3444 \$5.99

**Begonia Tuberous Hybrid Solenia Yellow**  
full sun/part shade  
Height: 8-12" Spread: 8-12"  
GP3440 \$5.99

**Biden Blazing Embers**  
full sun/part shade  
Height: 10-12" Spread: 10-12"  
GP3393 \$5.29

**Biden Empire (Upright Yellow)**  
full sun/part shade  
Height: 12-14" Spread: 10-12"  
GP3396 \$5.29


**Biden Taka Tuka Orange Yellow Brush**  
full sun/part shade  
Height: 10-12" Spread: 14-16"  
GP3499 \$5.29



**l'Conia First Kiss Begonia**



**l'Conia Portofino Hot Orange Begonia**



**Empire Biden**



# ANNUALS



Cabaret Deep Yellow Calibrachoa



Eyeconic Purple Calibrachoa



Clio Magenta Cleome

## 4.75" Round pot continued

<b>Biden Taka Tuka Red Yellow Center</b> full sun/part shade Height: 12-24" Spread: 12-18" GP3185	\$5.29
<b>Biden Sunshine Double Yellow</b> full sun/part shade Height: 10-12" Spread: 16-18" GP3395	\$5.29
<b>Biden White Delight</b> full sun/part shade Height: 10-12" Spread: 10-12" GP3397	\$5.29
<b>Bracteantha Yellow</b> full sun/part shade Height: 6-10" Spread: 10-12" GP3420	\$5.29
<b>Calibrachoa Aloha Kona Dark Red</b> full sun/part shade Height: 6-10" Spread: 10-12" GP3425	\$5.29
<b>Calibrachoa Aloha Kona Hot Orange</b> full sun/part shade Height: 6-10" Spread: 10-12" GP3445	\$5.29
<b>Calibrachoa Aloha Kona Hot Pink</b> full sun/part shade Height: 6-10" Spread: 10-12" GP3438	\$5.29
<b>Calibrachoa Aloha Kona True Blue</b> full sun/part shade Height: 6-10" Spread: 10-12" GP3430	\$5.29
<b>Calibrachoa Aloha Kona White</b> full sun/part shade Height: 6-10" Spread: 10-12" GP3470	\$5.29
<b>Calibrachoa Cabaret Deep Yellow</b> full sun/part shade Height: 6-10" Spread: 10-12" GP3435	\$5.29
<b>Calibrachoa Eyeconic Purple</b> full sun/part shade Height: 8-10" Spread: 12-18" GP3482	\$5.29
<b>Calibrachoa Ombre Pink</b> full sun/part shade Height: 12-14" Spread: 12-16" GP3263	\$5.29
<b>Calibrachoa Rainbow Tiger Tail</b> full sun/part shade Height: 6-8" Spread: 16-18" GP3508	\$5.29
<b>Calibrachoa Superbells Lemon Slice</b> full sun/part shade Height: 6-10" Spread: 12-18" GP3450	\$5.29
<b>Calibrachoa Uno Pink Star</b> full sun/part shade Height: 8-10" Spread: 10-12" GP3486	\$5.29



4.75" Round pot continued

<b>Candlestick Ivy</b> full sun/part shade Height: 6-12" Spread: 16-20" GP3135	\$5.29
<b>Cleome Clio Magenta</b> full sun/part shade Height: 24-36" Spread: 18-24" GP3479	\$5.29
<b>Cleome Sparkler 2.0 Rose</b> full sun/part shade Height: 24-48" Spread: 12-18" GP3477	\$5.29
<b>Cleome Sparkler 2.0 White</b> full sun/part shade Height: 24-48" Spread: 12-18" GP34153	\$5.29
<b>Coleus Coleosaurus</b> full sun/full shade Height: 14-28" Spread: 24-36" GP3503	\$5.49
<b>Coleus Dipt In Wine</b> full sun/full shade Height: 24-40" Spread: 20-24" GP3495	\$5.49
<b>Coleus Electric Lime</b> full sun/full shade Height: 14-28" Spread: 16-24" GP3530	\$5.49
<b>Coleus FlameThrower Chili Pepper</b> full sun/full shade Height: 12-18" Spread: 16-18" GP3491	\$5.49
<b>Coleus Indian Summer</b> full sun/full shade Height: 14-28" Spread: 14-16" GP3501	\$5.49
<b>Coleus Inferno</b> full sun/full shade Height: 14-28" Spread: 14-24" GP3509	\$5.49
<b>Coleus Main Street Beale Street</b> full sun/full shade Height: 15-20" Spread: 14-20" GP3520	\$5.49
<b>Coleus Main Street Bourbon Street</b> full sun/full shade Height: 36-42" Spread: 18-24" GP3422	\$5.49
<b>Coleus Main Street Orchard Road</b> full sun/full shade Height: 36-42" Spread: 18-24" GP3500	\$5.49
<b>Coleus Main Street Ruby Road</b> full sun/full shade Height: 16-36" Spread: 12-24" GP3493	\$5.49
<b>Coleus Pineapple</b> full sun/full shade Height: 12-18" Spread: 10-18" GP3511	\$5.49



Candlestick Ivy



Coleosaurus Coleus



Electric Lime Coleus



Indian Summer Coleus



Pineapple Coleus

# ANNUALS

## 4.75" Round pot continued

**Coleus Trailing Iguazu**  
full sun/full shade  
Height: 8-12" Spread: 12-18"  
GP3525 \$5.49

**Coleus Trailing Yosemite**  
full sun/full shade  
Height: 8-12" Spread: 12-18"  
GP3496 \$5.49

**Crossandra Orange**  
full sun/part shade  
Height: 12-16" Spread: 9-12"  
GP3546 \$5.49

**Cuphea Allyson**  
full sun/part shade  
Height: 8-12" Spread: 16-18"  
GP3542 \$5.29



Allyson Cuphea



Red/White Dahlia



Dahlinova Pink Bicolor Dahlia



Purple Ballerina Datura



Mezoo Red Dorotheanthus



Fiesta Sunrise Red Double Impatiens

## 4.75" Round pot continued

**Dahlia Crimson Picotee**  
full sun/part shade  
Height: 10-16" Spread: 14-18"  
GP3962 \$5.29

**Dahlia Dahlinova Pink Bicolor**  
full sun/part shade  
Height: 12-18" Spread: 12-18"  
GP3963 \$5.29

**Dahlia Dahlinova Red**  
full sun/part shade  
Height: 8-10" Spread: 10-14"  
GP3950 \$5.29

**Dahlia Dahlinova Ruby/Burgundy**  
full sun/part shade  
Height: 8-10" Spread: 10-14"  
GP3913 \$5.29

**Dahlia Dahlinova Yellow**  
full sun/part shade  
Height: 8-10" Spread: 10-14"  
GP4013 \$5.29

**Dahlia LaBella Medio Orange**  
full sun/part shade  
Height: 8-10" Spread: 10-14"  
GP3958 \$5.29

**Dahlia Red/White**  
full sun/part shade  
Height: 8-10" Spread: 12-16"  
GP3952 \$5.29

**Dahlia Red/Yellow**  
full sun/part shade  
Height: 10-14" Spread: 12-16"  
GP3954 \$5.29

**Datura Purple Ballerina**  
full sun/part shade  
Height: 18-30" Spread: 12-24"  
GP3575 \$5.99

**Diascia Darla Rose**  
full sun/part shade  
Height: 12-14" Spread: 12-14"  
GP3605 \$5.29

**Diascia Trinity Sunset**  
full sun/part shade  
Height: 14-18" Spread: 8-12"  
GP3590 \$5.29

**Dorotheanthus Mezoo Red**  
full sun/part shade  
Height: 3-5" Spread: 12-15"  
GP3189 \$5.29

**Double Impatiens Fiesta Rose**  
part sun/full shade  
Height: 10-16" Spread: 10-12"  
GP4072 \$5.29

**Double Impatiens Fiesta Sparkler Hot Pink**  
part sun/full shade  
Height: 10-16" Spread: 10-12"  
GP4113 \$5.29

**Double Impatiens Fiesta Lavender Orchid**  
part sun/full shade  
Height: 10-16" Spread: 10-12"  
GP4068 \$5.29



## 4.75" Round pot continued


<b>Double Impatiens Fiesta Purple</b> part sun/full shade Height: 10-16" Spread: 10-12" GP4109	\$5.29
<b>Double Impatiens Fiesta Sunrise Red</b> part sun/full shade Height: 10-16" Spread: 10-12" GP4074	\$5.29
<b>Double Impatiens Fiesta White</b> part sun/full shade Height: 10-16" Spread: 10-12" GP4105	\$5.29
<b>Duranta Gold Edge</b> full sun/part shade Height: 18-24" Spread: 12-16" GP3613	\$5.49
<b>Euphorbia Euphoric White</b> full sun/part shade Height: 14-20" Spread: 14-20" GP3615	\$5.49
<b>Euphorbia Stardust Super Flash</b> full sun/part shade Height: 8-12" Spread: 10-12" GP3418	\$5.49
<b>Fuchsia Aretes Upright Arroyo Grande</b> part sun/full shade Height: 12-18" Spread: 12-18" GP3621	\$5.29
<b>Fuchsia Aretes Upright Jollies Nantes</b> part sun/full shade Height: 12-18" Spread: 12-18" GP3627	\$5.29
<b>Fuchsia Gartenmeister</b> part sun/full shade Height: 24-36" Spread: 12-18" GP3630	\$5.29
<b>Gaura Pink</b> full sun/part shade Height: 12-18" Spread: 12-16" GP3582	\$5.49
<b>Geranium Calliope Medium Dark Red Dark Leaf</b> full sun/part shade Height: 12-18" Spread: 16-20" GP3494	\$5.49
<b>Geranium Calliope Medium Dark Red</b> full sun/part shade Height: 14-18" Spread: 16-20" GP3762	\$5.49
<b>Geranium Calliope Medium Rose Mega Splash</b> full sun/part shade Height: 14-18" Spread: 16-20" GP3787	\$5.49
<b>Geranium Calliope Medium Violet</b> full sun/part shade Height: 14-18" Spread: 16-20" GP3815	\$5.49
<b>Geranium Ivy League Burgundy Bicolor</b> full sun/part shade Height: 12-16" Spread: 20-24" GP3700	\$5.49

## 4.75" Round pot continued


<b>Geranium Ivy League Amethyst</b> full sun/part shade Height: 12-16" Spread: 20-24" GP3507	\$5.49
<b>Geranium Ivy League Red</b> full sun/part shade Height: 12-16" Spread: 20-24" GP3702	\$5.49
<b>Geranium Americana Cherry Rose</b> full sun/part shade Height: 12-16" Spread: 14-18" GP3760	\$5.49
<b>Geranium Americana Coral</b> full sun/part shade Height: 12-16" Spread: 14-18" GP3765	\$5.49
<b>Geranium Americana Pink</b> full sun/part shade Height: 12-16" Spread: 14-18" GP3785	\$5.49
<b>Geranium Mojo Cranberry Splash</b> full sun/part shade Height: 12-16" Spread: 12-16" GP3660	\$5.49
<b>Geranium Mojo White</b> full sun/part shade Height: 12-16" Spread: 12-16" GP3820	\$5.49



Jollies Nantes Fuchsia



Americana Cherry Rose Geranium



Mojo White Geranium



Calliope Medium Dark Red Geranium



Ivy Burgundy Bicolor Geranium



# ANNUALS

## 4.75" Round pot continued

<b>Geranium Survivor Indigo Sky</b> full sun/part shade Height: 12-24" Spread: 12-24" GP3658	\$5.49
<b>Geranium Zonal Orange</b> full sun/part shade Height: 14-16" Spread: 14-16" GP1039	\$5.49
<b>Geranium Zonal Red</b> full sun/part shade Height: 14-16" Spread: 14-16" GP3770	\$5.49
<b>Geranium Zonal Wilhelm Langguth</b> full sun/part shade Height: 10-22" Spread: 18-24" GP3825	\$5.49
<b>Gerbera Jaguar Red</b> full sun/part shade Height: 8-10" Spread: 6-8" GP3415	\$5.49
<b>Gerbera Jaguar Rose with Dark Eye</b> full sun/part shade Height: 8-10" Spread: 6-8" GP3400	\$5.49
<b>Gerbera Jaguar Tangerine</b> full sun/part shade Height: 8-10" Spread: 6-8" GP3405	\$5.49
<b>Gerbera Jaguar Yellow</b> full sun/part shade Height: 8-10" Spread: 6-8" GP3595	\$5.49



Zonal Red Geranium



Jaguar Yellow Gerbera

## 4.75" Round pot continued

<b>Gerbera Majorette White with Dark Eye</b> full sun/part shade Height: 8-10" Spread: 10-12" GP3597	\$5.49
<b>German Ivy Variegated</b> full sun/part shade Height: 6-8" Spread: 12-18" GP3147	\$5.49
<b>Grass Carex Red Rooster</b> full sun/part shade Height: 20-30" Spread: 10-12" GP3848	\$5.49
<b>Grass Fiber Optic</b> full sun/part shade Height: 10-14" Spread: 10-14" GP3850	\$5.49
<b>Grass Juncus Big Twister</b> full sun/part shade Height: 18-24" Spread: 10-12" GP3865	\$5.99
<b>Grass Juncus Blue Arrow</b> full sun/part shade Height: 24-36" Spread: 10-12" GP3855	\$5.49
<b>Grass Purple Fountain</b> full sun/part shade Height: 30-36" Spread: 12-24" GP3860	\$5.49
<b>Grass Savannah Ruby</b> full sun/part shade Height: 15-24" Spread: 10-12" GP2856	\$5.49
<b>Hedera Ivy Duckfoot</b> full sun/full shade Height: 3-6" Spread: 10-14" GP3620	\$5.49
<b>Hedera Ivy English</b> full sun/full shade Height: 6-8" Spread: 10-14" GP3642	\$5.49
<b>Hedera Ivy Gold Child</b> full sun/full shade Height: 6-12" Spread: 10-14" GP3645	\$5.49
<b>Hedera Modern Times</b> full sun/full shade Height: 3-6" Spread: 10-14" GP3646	\$5.49
<b>Heliotrope Fragrant Delight</b> full sun/part shade Height: 15-24" Spread: 15-18" GP3880	\$5.49
<b>Lamium Beacon Silver</b> full sun/part shade Height: 6-8" Spread: 12-20" GP3166	\$5.29
<b>Lantana Bandolero Cherry Sunrise</b> full sun/part shade Height: 18-24" Spread: 18-24" GP4185	\$5.49

**4.75" Round pot continued**

<b>Lantana Bandolero Guava</b> full sun/part shade Height: 18-24" Spread: 18-24" GP4187	\$5.49
<b>Lantana Bandolero Pineapple</b> full sun/part shade Height: 18-24" Spread: 18-24" GP3186	\$5.49
<b>Lantana Bandolero White</b> full sun/part shade Height: 18-24" Spread: 18-24" GP4188	\$5.49
<b>Lantana Hot Blooded Red</b> full sun/part shade Height: 15-18" Spread: 24-30" GP4184	\$5.49
<b>Lantana Landscape Bandana Clementine</b> full sun/part shade Height: 12-18" Spread: 18-24" GP4193	\$5.49
<b>Lantana New Gold Yellow</b> full sun/part shade Height: 18-24" Spread: 18-24" GP4180	\$5.49
<b>Licorice Vine White</b> full sun/part shade Height: 8-12" Spread: 18-20" GP3187	\$5.29
<b>Lobelia Techno Upright Blue</b> full sun/part shade Height: 8-12" Spread: 10-12" GP4190	\$5.29
<b>Lobularia White Stream</b> full sun/part shade Height: 4-6" Spread: 24-30" GP6080	\$5.49
<b>Lotus Vine Amazon Sunset</b> full sun/part shade Height: 6-8" Spread: 10-12" GP3190	\$5.49
<b>Lysimachia Goldilocks</b> full sun/full shade Height: 2-4" Spread: 24-36" GP3140	\$5.29
<b>Manettia Candy Corn Vine</b> full sun/part shade Climbing Spread: 3-6' GP1042	\$5.99
<b>Morning Glory Cardinal Climber</b> full sun/part shade Climbing Spread: 6-12' GP4223	\$5.29
<b>Morning Glory Heavenly Blue</b> full sun/part shade Climbing Spread: 12' GP4220	\$5.29
<b>Nasturium Jewel Mix</b> full sun/part shade Height: 10-12" Spread: 16-24" GP4233	\$5.29

**4.75" Round pot continued**

<b>Nemesia Nesia Denim</b> full sun/part shade Height: 12-16" Spread: 8-12" GP4258	\$5.29
<b>Nemesia Nesia Inca</b> full sun/part shade Height: 12-16" Spread: 8-12" GP4254	\$5.29
<b>Nemesia Nesia Snow Angel</b> full sun/part shade Height: 12-16" Spread: 8-12" GP4256	\$5.29
<b>Nemesia Nesia Tutti Frutti</b> full sun/part shade Height: 12-16" Spread: 8-12" GP4196	\$5.29
<b>New Guinea Impatiens Orange Ice</b> full sun/full shade Height: 14-18" Spread: 14-18" GP4155	\$5.49
<b>New Guinea Impatiens Sweet Cherry</b> full sun/full shade Height: 14-18" Spread: 14-18" GP4147	\$5.49
<b>Osteospermum Blue Eyed Beauty</b> full sun/part shade Height: 10-14" Spread: 12-16" GP4284	\$4.99



**Bandolero Cherry Sunrise Lantana**



**Bandolero Pineapple Lantana**



**Orange Ice New Guinea Impatiens**



**Heavenly Blue Morning Glory**



**Nesia Denim Nemesia**

# ANNUALS

## 4.75" Round pot continued

<b>Osteospermum Margarita Kardinal</b> full sun/part shade Height: 10-14" Spread: 12-16" GP4285	\$4.99
<b>Osteospermum Margarita Orange Flair</b> full sun/part shade Height: 10-14" Spread: 12-16" GP4295	\$4.99
<b>Petunia Amore Pink Heart</b> full sun/part shade Height: 10-12" Spread: 12-14" GP4404	\$5.29
<b>Petunia Amore Purple</b> full sun/part shade Height: 10-12" Spread: 12-14" GP4412	\$5.29
<b>Petunia Amore Queen Of Hearts</b> full sun/part shade Height: 10-12" Spread: 12-14" GP4403	\$5.29
<b>Petunia Bee's Knees</b> full sun/part shade Height: 8-10" Spread: 16-22" GP4419	\$5.29
<b>Petunia Capella Burgundy</b> full sun/part shade Height: 10-12" Spread: 10-12" GP4432	\$5.29
<b>Petunia Capella Hello Yellow</b> full sun/part shade Height: 10-12" Spread: 10-12" GP4282	\$5.29



Margarita Orange Flare Osteospermum



Amore Queen of Hearts Petunia



Capella Pink Lace Petunia

## 4.75" Round pot continued

<b>Petunia Capella Pink Lace</b> full sun/part shade Height: 10-12" Spread: 10-12" GP4409	\$5.29
<b>Petunia Capella Purple Vein</b> full sun/part shade Height: 10-12" Spread: 10-12" GP4416	\$5.29
<b>Petunia Capella Purple</b> full sun/part shade Height: 10-12" Spread: 10-12" GP1067	\$5.29
<b>Petunia Capella Rose</b> full sun/part shade Height: 10-12" Spread: 10-12" GP4420	\$5.29
<b>Petunia Capella White</b> full sun/part shade Height: 10-12" Spread: 10-12" GP5926	\$5.29
<b>Petunia Cascadia Indian Summer</b> full sun/part shade Height: 10-12" Spread: 12-18" GP4402	\$5.29
<b>Petunia DuraBloom Royal Pink</b> full sun/part shade Height: 8-12" Spread: 18-24" GP1069	\$5.29
<b>Petunia Headliner Lipstick</b> full sun/part shade Height: 10-16" Spread: 20-30" GP4406	\$5.29
<b>Petunia Headliner Night Sky</b> full sun/part shade Height: 10-16" Spread: 20-30" GP4405	\$5.29
<b>Petunia Headliner Pink Sky</b> full sun/part shade Height: 10-16" Spread: 20-30" GP4407	\$5.29
<b>Petunia Headliner Raspberry Swirl</b> full sun/part shade Height: 10-16" Spread: 20-30" GP4429	\$5.29
<b>Petunia Itsy White</b> full sun/part shade Height: 4-6" Spread: 18-24" GP1021	\$5.29
<b>Petunia Ray Pistachio Cream</b> full sun/part shade Height: 14-18" Spread: 14-18" GP4410	\$5.29
<b>Petunia Shortcake Blueberry</b> full sun/part shade Height: 8-12" Spread: 18-22" GP4550	\$5.29
<b>Petunia Starlet Blue</b> full sun/part shade Height: 8-10" Spread: 12-20" GP4430	\$5.29



## 4.75" Round pot continued


<b>Petunia Starlet Magenta Star</b> full sun/part shade Height: 8-10" Spread: 12-20" GP4431	\$5.29
<b>Petunia Starlet Velvet</b> full sun/part shade Height: 8-10" Spread: 12-20" GP1041	\$5.29
<b>Petunia SuperCal Cinnamon</b> full sun/part shade Height: 14-24" Spread: 14-26" GP4417	\$5.29
<b>Petunia SuperCal Sunset Orange</b> full sun/part shade Height: 14-24" Spread: 14-26" GP4234	\$5.29
<b>Petunia SuperCal Sunset Yellow</b> full sun/part shade Height: 14-24" Spread: 14-26" GP4352	\$5.29
<b>Petunia Surfinia Deep Red</b> full sun/part shade Height: 6-8" Spread: 10-12" GP4433	\$5.29
<b>Petunia Surfinia Heavenly Blue</b> full sun/part shade Height: 6-8" Spread: 12-20" GP4435	\$5.29
<b>Petunia Surprise Marine</b> full sun/part shade Height: 8-12" Spread: 18-24" GP4415	\$5.29
<b>Petunia Surprise Moonlight Bay</b> full sun/part shade Height: 8-12" Spread: 18-24" GP4418	\$5.29
<b>Petunia Sweetunia Johnny Flame</b> full sun/part shade Height: 8-10" Spread: 18-24" GP1065	\$5.29
<b>Petunia Sweetunia Miss Marvel</b> full sun/part shade Height: 8-10" Spread: 18-24" GP1066	\$5.29
<b>Petunia Vista Bubblegum</b> full sun/part shade Height: 12-24" Spread: 24-36" GP4392	\$5.29
<b>Portulaca Pazazz Nano Fuchsia</b> full sun/part shade Height: 6-8" Spread: 12-14" GP3735	\$5.29
<b>Portulaca Pazazz Nano Orange</b> full sun/part shade Height: 6-8" Spread: 12-14" GP3755	\$5.29
<b>Portulaca Pazazz Nano Yellow</b> full sun/part shade Height: 6-8" Spread: 12-14" GP3740	\$5.29

## 4.75" Round pot continued

<b>Salvia Black And Bloom</b> full sun/part shade Height: 36-48" Spread: 36-48" GP4525	\$5.99
<b>Sanvitalia Powerbini</b> full sun/part shade Height: 6-10" Spread: 12-14" GP4552	\$5.29
<b>Scaevola Indigo Touch</b> full sun/part shade Height: 8-14" Spread: 18-24" GP4560	\$5.49
<b>Scaevola White Touch</b> full sun/part shade Height: 8-14" Spread: 18-24" GP3947	\$5.49
<b>Sedum Lemon Ball</b> full sun/part shade Height: 6-8" Spread: 9-12" GP4250	\$5.29
<b>Setcreasea Purple Queen</b> full sun/part shade Height: 6-10" Spread: 8-12" GP3143	\$5.49
<b>Strobilanthes Persian Shield</b> full sun/part shade Height: 18-36" Spread: 18-24" GP4820	\$5.49
<b>SunPatens Coral Pink</b> full sun/full shade Height: 12-32" Spread: 12-26" GP6021	\$5.49
<b>SunPatens Deep Red</b> full sun/full shade Height: 12-32" Spread: 12-26" GP6030	\$5.49




Headliner Pink Sky Petunia



Surfinia Heavenly Blue Petunia



Sweetunia Johnny Flame Petunia



Coral Pink SunPatens

# ANNUALS

## 4.75" Round pot continued

<b>SunPatiens Electric Orange</b> full sun/full shade Height: 12-32" Spread: 12-26" GP6023	\$5.49
<b>SunPatiens Hot Pink</b> full sun/full shade Height: 12-32" Spread: 12-26" GP5970	\$5.49
<b>SunPatiens Orchid Blush</b> full sun/full shade Height: 12-32" Spread: 12-26" GP6026	\$5.49
<b>SunPatiens Pink Candy</b> full sun/full shade Height: 12-32" Spread: 12-26" GP6029	\$5.49
<b>SunPatiens Purple</b> full sun/full shade Height: 12-32" Spread: 12-26" GP6020	\$5.49
<b>SunPatiens Rose Glow</b> full sun/full shade Height: 12-32" Spread: 12-26" GP6015	\$5.49
<b>SunPatiens Tropical Rose</b> full sun/full shade Height: 12-32" Spread: 12-26" GP6027	\$5.49
<b>SunPatiens White</b> full sun/full shade Height: 12-32" Spread: 12-26" GP6028	\$5.49




Tropical Rose SunPatiens



Pink Candy SunPatiens



Chartreuse Sweet Potato Vine



Blackie Sweet Potato Vine



Cadet Upright Pink Verbena



Lanai Peach Verbena

## 4.75" Round pot continued

<b>Sweet Potato Vine Blackie</b> full sun/part shade Height: 4-10" Spread: 48-60" GP3195	\$5.29
<b>Sweet Potato Vine Chartreuse</b> full sun/part shade Height: 4-10" Spread: 48-60" GP3205	\$5.29
<b>Sweet Potato Vine Deep Purple</b> full sun/part shade Height: 4-10" Spread: 48-60" GP3849	\$5.29
<b>Tithonia Fiesta Del Sol</b> full sun/part shade Height: 30" Spread: 12-24" GP4501	\$5.29
<b>Torenia Summer Wave Large Blue</b> part sun/full shade Height: 8-10" Spread: 10-12" GP4595	\$5.29
<b>Tradescantia Nanouk</b> part sun/full shade Height: 3-4" Spread: 14-20" GP4526	\$5.49
<b>Tradescantia Zebrina</b> part sun/full shade Height: 6-8" Spread: 14-20" GP4610	\$5.49
<b>Verrbena Lanai Upright Twister Rose</b> full sun/part shade Height: 6-10" Spread: 20-24" GP3502	\$5.29
<b>Verbena Cadet Upright Red</b> full sun/part shade Height: 8-10" Spread: 12-14" GP4579	\$5.29
<b>Verbena Cadet Upright Hot Pink Wink</b> full sun/part shade Height: 8-10" Spread: 12-14" GP4583	\$5.29
<b>Verbena Cadet Upright Pink</b> full sun/part shade Height: 8-10" Spread: 12-14" GP4555	\$5.29
<b>Verbena Cadet Upright Purple</b> full sun/part shade Height: 8-10" Spread: 12-14" GP4545	\$5.29
<b>Verbena Cadet Upright Violet Blue</b> full sun/part shade Height: 8-10" Spread: 12-14" GP4637	\$5.29
<b>Verbena Firehouse Blue Fizz</b> full sun/part shade Height: 8-10" Spread: 18-22" GP4608	\$5.29
<b>Verbena Firehouse Red</b> full sun/part shade Height: 8-10" Spread: 18-22" GP4615	\$5.29
<b>Verbena Firehouse Violet Wink</b> full sun/part shade Height: 8-10" Spread: 18-22" GP4577	\$5.29

**4.75" Round pot continued**

<b>Verbena Firehouse White</b> full sun/part shade Height: 8-10" Spread: 18-22" GP4590	\$5.29
<b>Verbena Lanai Peach</b> full sun/part shade Height: 6-10" Spread: 20-24" GP4635	\$5.29
<b>Verbena Lanai Twister Red</b> full sun/part shade Height: 6-10" Spread: 20-24" GP4205	\$5.29
<b>Wire Vine</b> full sun/full shade Height: 4-6" Spread: 18-24" GP3188	\$5.29

**Annuals  
5.25" Round Pot**

<b>Grass Carex Aurea</b> full sun/part shade Height: 12-24" Spread: 24-36" GP3885	\$8.99
<b>Grass Fireworks</b> full sun/part shade Height: 24-30" Spread: 18-24" GP3861	\$8.99

**Annuals  
6.5" Round Pot**

<b>Alocasia Calidora Green</b> full sun/part shade Height: 4-7' Spread: 2' GP4209	\$22.99
<b>Alocasia Sumo Green</b> full sun/part shade Height: 6-10' Spread: 2' GP4210	\$22.99
<b>Caladium Pink</b> full sun/part shade Height: 18-24" H: 18-24" GP8121	\$18.99
<b>Caladium Red</b> full sun/part shade Height: 18-24" H: 18-24" GP8144	\$18.99
<b>Caladium White</b> full sun/part shade Height: 18-24" H: 18-24" GP8238	\$18.99
<b>Caladium White/Red</b> full sun/part shade Height: 18-24" H: 18-24" GP8118	\$18.99
<b>Canna Lily Cleopatra</b> full sun Height: 3-4' Spread: 2-3' GP7025	\$16.99
<b>Canna Pretoria</b> full sun Height: 4-6' Spread: 1-3' GP7026	\$16.99

**6.5" Round pot continued**

<b>Canna Red Velvet</b> full sun Height: 3-4' Spread: 2-3' GP7027	\$16.99
<b>Canna Lily Cannova Orange Bronze</b> full sun/part shade Height: 30-48" Spread: 14-20" GP4894	\$14.99
<b>Canna Lily Cannova Rose</b> full sun/part shade Height: 30-48" Spread: 14-20" GP4896	\$14.99
<b>Canna Lily Cannova Scarlet</b> full sun/part shade Height: 30-48" Spread: 14-20" GP4898	\$14.99
<b>Canna Lily Cannova Yellow</b> full sun/part shade Height: 30-48" Spread: 14-20" GP4904	\$14.99
<b>Dahlia City Lights Golden Yellow</b> full sun/part shade Height: 12-14" Spread: 12-14" GP6197	\$14.99
<b>Dahlia City Lights Neon</b> full sun/part shade Height: 12-14" Spread: 12-14" GP6225	\$14.99
<b>Dahlia City Lights Purple</b> full sun/part shade Height: 12-14" Spread: 12-14" GP6195	\$14.99




**Fireworks Grass**



**Carex Aurea Grass**



**Sumo Green Alocasia**



**Pink Caladium**



**Cleopatra Canna**



# ANNUALS

## 6.5" Round pot continued

<b>Dahlia City Lights Red</b> full sun/part shade Height: 12-14" Spread: 12-14" GP6196	\$14.99
<b>Dahlia Dahlegria Apricot Tricolor</b> full sun/part shade Height: 18-24" Spread: 10-16" GP6210	\$14.99
<b>Dahlia Dahlegria Pink Flame</b> full sun/part shade Height: 18-24" Spread: 10-16" GP6216	\$14.99
<b>Dahlia Dahlegria Magenta Bicolor</b> full sun/part shade Height: 18-24" Spread: 10-16" GP6228	\$14.99
<b>Dahlia HappyDay Fuschia Halo</b> full sun/part shade Height: 10-14" Spread: 10-14" GP6226	\$14.99
<b>Dahlia HappyDay Neon</b> full sun/part shade Height: 10-14" Spread: 10-14" GP6227	\$14.99
<b>Dahlia Hypnotica Lavender</b> full sun/part shade Height: 15-19" Spread: 13-15" GP6200	\$14.99
<b>Dahlia MegaBoom Berry Blast</b> full sun/part shade Height: 18-24" Spread: 10-16" GP6198	\$14.99
<b>Dahlia Sincerity</b> full sun/part shade Height: 18-24" Spread: 15-18" GP6218	\$14.99
<b>Dahlia Venti Golden Yellow</b> full sun/part shade Height: 16-18" Spread: 14-16" GP6219	\$14.99




Hypnotica Lavender Dahlia



Papyrus King Tut Grass



Madinia White Mandevilla



Yellow Thunbergia

## 6.5" Round pot continued

<b>Dahlia Venti Passion Fruit</b> full sun/part shade Height: 16-18" Spread: 14-16" GP6222	\$14.99
<b>Dahlia Venti Red/White</b> full sun/part shade Height: 16-18" Spread: 14-16" GP6221	\$14.99
<b>Dahlia Venti Royal Purple</b> full sun/part shade Height: 16-18" Spread: 14-16" GP6223	\$14.99
<b>Ensete Maurelii</b> full sun Height: 5-10' Spread: 2-4' GP5044	\$16.99
<b>Eupatorium Elegant Feather</b> full sun/part shade Height: 36-72" Spread: 12-36" GP4890	\$16.99
<b>Grass First Knight</b> full sun/part shade Height: 48-54" Spread: 24-36" GP4940	\$16.99
<b>Grass Papyrus Dwarf Egyptian</b> full sun/part shade Height: 18-30" Spread: 24-36" GP4925	\$16.99
<b>Grass Papyrus King Tut</b> full sun/part shade Height: 48-72" Spread: 36-48" GP4930	\$16.99
<b>Grass Purple Fountain</b> full sun/part shade Height: 30-36" Spread: 12-24" GP4932	\$16.99
<b>Helianthus Sunbelievable</b> full sun/part shade Height: 30-32" Spread: 38-40" GP5357	\$14.99
<b>Helianthus Sunfinity</b> full sun/part shade Height: 36-48" Spread: 24-36" GP3875	\$14.99
<b>Mandevilla Madinia Coral Pink</b> full sun/part shade Height: 12-14" Spread: 12-14" GP5182	\$19.99
<b>Mandevilla Madinia Maximo Light Pink</b> full sun/part shade Height: 12-14" Spread: 18-36" GP5180	\$19.99
<b>Mandevilla Madinia Maximo Red</b> full sun/part shade Height: 12-14" Spread: 18-36" GP4582	\$19.99
<b>Mandevilla Madinia White</b> full sun/part shade Height: 12-14" Spread: 12-14" GP5184	\$19.99
<b>Thunbergia Yellow</b> full sun/part shade Height: 60-96" Spread: 16-24" GP4580	\$14.99

**Annuals  
12" Hanging Baskets**

<b>Bacopa White</b> full sun/part shade GH0005	\$32.99
<b>Begonia l'Conia First Kiss</b> part sun/full shade GH0700	\$39.99
<b>Begonia l'Conia Miss Miami</b> part sun/full shade GH0709	\$39.99
<b>Begonia l'Conia Portofino Hot Orange</b> part sun/full shade GH0702	\$39.99
<b>Begonia l'Conia Portofino Mix</b> part sun/full shade GH0706	\$39.99
<b>Begonia Nonstop Joy Orange</b> part sun/full shade GH0711	\$39.99
<b>Begonia Nonstop Joy Yellow</b> part sun/full shade GH0712	\$39.99
<b>Begonia Nonstop Joy Red</b> part sun/full shade GH0713	\$39.99
<b>Begonia Nonstop Joy Rose Picotee</b> part sun/full shade GH0714	\$39.99
<b>Calibrachoa Mixed</b> full sun/part shade GH0121	\$32.99
<b>Double Impatiens Fiesta Sparkler Hot Pink</b> part sun/full shade GH0248	\$34.99
<b>English Garden Combo</b> full sun/part shade GH0272	\$34.99
<b>Fuchsia Dollar Princess Purple/Red</b> part sun/full shade GH0165	\$34.99
<b>Fuchsia Leonita Red/Blue</b> part sun/full shade GH0167	\$34.99
<b>Fuchsia Leonita Rose/Violet</b> part sun/full shade GH0168	\$34.99
<b>Impatiens Super Elfin Lipstick Hot Pink</b> part sun/full shade GH0364	\$34.99
<b>Impatiens Super Elfin Lipstick/White</b> part sun/full shade GH0402	\$34.99
<b>Impatiens Xtreme Mix</b> part sun/full shade GH0368	\$34.99
<b>Impatiens Xtreme Orange</b> part sun/full shade GH0363	\$34.99



**12" Hanging Baskets continued**

<b>Impatiens Xtreme Red</b> part sun/full shade GH0370	\$34.99
<b>Impatiens Xtreme Violet</b> part sun/full shade GH0395	\$34.99
<b>Impatiens Xtreme White</b> part sun/full shade GH0400	\$34.99
<b>Lantana Bandolero Cherry Sunrise</b> full sun/part shade GH0410	\$36.99
<b>Lantana Hot Blooded Red</b> full sun/part shade GH0422	\$36.99
<b>Lobelia Techno Electric Blue</b> full sun/part shade GH0425	\$34.99
<b>Petunia Amore Queen Of Hearts</b> full sun/part shade GH0498	\$32.99
<b>Petunia Capella Pink Lace</b> full sun/part shade GH0306	\$32.99
<b>Petunia Capella White</b> full sun/part shade GH0535	\$32.99
<b>Petunia Headliner Lipstick</b> full sun/part shade GH0495	\$32.99

# ANNUALS

## 12" Hanging Baskets continued

<b>Petunia Headliner Night Sky</b> full sun/part shade GH0500	\$32.99
<b>Petunia Headliner Raspberry Swirl</b> full sun/part shade GH0308	\$32.99
<b>Petunia Itsy White</b> full sun/part shade GH0540	\$32.99
<b>Petunia Shortcake Blueberry</b> full sun/part shade GH0497	\$32.99
<b>Petunia Wave Purple</b> full sun/part shade GH0525	\$32.99
<b>Portulaca Pazzaz Mega Mix</b> full sun/part shade GH0550	\$32.99
<b>Scaevola Indigo Touch</b> full sun/part shade GH5884	\$34.99
<b>Thunbergia Sunny Susy Brownie</b> full sun/part shade GH0142	\$36.99
<b>Thunbergia Sunny Susy Cherry</b> full sun/part shade GH0145	\$36.99
<b>Thunbergia Sunny Orange Wonder</b> full sun/part shade GH0136	\$36.99
<b>Thunbergia Susy Rose Sensation Pink</b> full sun/part shade GH0144	\$36.99
<b>Thunbergia Sunny Lemon Star Yellow</b> full sun/part shade GH0134	\$36.99
<b>Torenia Summer Wave Blue</b> part sun/full shade GH0552	\$32.99
<b>Verbena Mixed</b> full sun/part shade GH0567	\$32.99

## Annuals 12.8" Hanging Baskets

<b>Begonia Rieger Mix</b> part sun/full shade GH0056	\$44.99
<b>Begonia Rieger Red with Lysmachia</b> part sun/full shade GH0057	\$44.99
<b>Begonia Solenia Mix</b> full sun/part shade GH0053	\$44.99
<b>Begonia Waterfall Orange</b> full sun/part shade GH0054	\$44.99



## 12.8" Hanging Basket continued

<b>Geranium Americana Cherry Rose</b> full sun/part shade GH0580	\$39.99
<b>Geranium Americana Coral</b> full sun/part shade GH0255	\$39.99
<b>Geranium Americana Pink</b> full sun/part shade GH0586	\$39.99
<b>Geranium Ivy League Burgundy Bicolor</b> full sun/part shade GH0554	\$39.99
<b>Geranium Calliope Medium Dark Red</b> full sun/part shade GH0559	\$39.99
<b>Geranium Calliope Medium Rose Mega Splash</b> full sun/part shade GH0362	\$39.99
<b>Geranium Calliope Medium Violet</b> full sun/part shade GH0588	\$39.99
<b>Geranium Mojo Cranberry Splash</b> full sun/part shade GH0596	\$39.99
<b>Geranium Mojo Dark Pink</b> full sun/part shade GH2560	\$39.99
<b>Geranium Mojo Hot Cherry</b> full sun/part shade GH2556	\$39.99
<b>Geranium Mojo White</b> full sun/part shade GH0590	\$39.99
<b>Geranium Survivor Indigo Sky Blubird</b> full sun/part shade GH0576	\$39.99
<b>Geranium Survivor Pink Splash</b> full sun/part shade GH0584	\$39.99
<b>Geranium Zonal Mix</b> full sun/part shade GH0578	\$39.99



**12.8" Hanging Basket continued**

<b>Geranium Zonal Orange</b> full sun/part shade GH0577	\$39.99
<b>Geranium Zonal Red</b> full sun/part shade GH0571	\$39.99
<b>Impatiens New Guinea Flame Orange</b> full sun/full shade GH0330	\$36.99
<b>Impatiens New Guinea Hot Pink</b> full sun/full shade GH0315	\$36.99
<b>Impatiens New Guinea Lilac</b> full sun/full shade GH0322	\$36.99
<b>Impatiens New Guinea Orange Ice</b> full sun/full shade GH0354	\$36.99
<b>Impatiens New Guinea Red</b> full sun/full shade GH0340	\$36.99
<b>Impatiens New Guinea Sweet Cherry</b> full sun/full shade GH0352	\$36.99
<b>Impatiens New Guinea White</b> full sun/full shade GH0360	\$36.99
<b>Impatiens New Guinea/SunPatiens Mix</b> full sun/full shade GH0325	\$36.99
<b>Lophosperma Compact Rose</b> full sun/part shade GH0429	\$39.99
<b>Petunia Cascade Mix</b> full sun/part shade GH5962	\$36.99

**Annuals  
13" Hanging Baskets**

<b>Begonia Dragon Wing Red</b> full sun/full shade GH0062	\$39.99
<b>Begonia Viking Explorer Green Leaf Red</b> full sun/full shade GH0066	\$39.99
<b>Begonia Viking Explorer Green Leaf Rose</b> full sun/full shade GH0069	\$39.99
<b>Designer Combo - Color Blast</b> full sun/full shade GH2545	\$39.99
<b>Designer Combo - Honey Bunny</b> full sun/full shade GH3100	\$39.99
<b>Designer Combo - It's Amore</b> full sun/full shade GH3104	\$39.99

**13" Hanging Basket continued**

<b>Designer Combo - Night on the Town</b> full sun/full shade GH2608	\$39.99
<b>Designer Combo - Pink Lace</b> full sun/full shade GH3102	\$39.99
<b>Designer Combo - Pink Lemonade</b> full sun/full shade GH2475	\$39.99
<b>Designer Combo - Strawberry Shortcake</b> full sun/full shade GH2535	\$39.99
<b>Designer Combo - Summer Gem</b> full sun/full shade GH3110	\$39.99
<b>Designer Combo - Sunrise Surprise</b> full sun/full shade GH2609	\$39.99
<b>Designer Combo - Sweetie Pie</b> full sun/full shade GH3106	\$39.99
<b>Designer Combo - Think Pink</b> full sun/full shade GH2611	\$39.99
<b>Mini Awesome Combo with Geranium</b> full sun/full shade GH2230	\$46.99

**Annuals  
14" Hanging Baskets**

<b>Awesome Blizzard Combo</b> full sun/part shade GH2479	\$69.99
<b>Awesome Combo</b> full sun/part shade GH2478	\$69.99
<b>Awesome Shade Combo</b> part sun/full shade GH2477	\$69.99

**Annuals  
18" Hanging Baskets**

<b>Awesome Blizzard Combo Jumbo</b> full sun/part shade GH2542	\$149.99
<b>Awesome Combo Jumbo</b> full sun/part shade GH2620	\$149.99
<b>Begonia Dragon Wing Green Leaf Red</b> full sun/full shade GH0623	\$149.99
<b>Petunia Combo Jumbo</b> full sun/part shade GH2621	\$149.99

# ANNUALS

## Annuals 10" Patio Tubs

<b>Begonia Rieger Mix</b> part sun/full shade GH2506	\$32.99
<b>Begonia Red with Lysmachia</b> part sun/full shade GH2507	\$32.99
<b>Caladium</b> part sun/full shade GH6040	\$34.99
<b>Early Spring Combo</b> full sun/part shade GH0203	\$32.99

## Annuals 10.5" Patio Tubs

<b>Sun Combo with Geranium (Square)</b> full sun/part shade GH2135	\$39.99
--	---------

## Annuals 11" Patio Tubs

<b>Dahlia City Lights Purple</b> full sun/part shade GH2260	\$29.99
<b>Dahlia Hypnotica Lavender</b> full sun/part shade GH2139	\$29.99
<b>Dahlia Megaboom Berry Blast</b> full sun/part shade GH2138 \$29.99	
<b>Dahlia Sincerity</b> full sun/part shade GH2148	\$29.99

## Annuals 12" Patio Tubs

<b>Double Impatiens Fiesta Sparkler Hot Pink</b> part sun/full shade GH2369	\$34.99
<b>Double Impatiens Fiesta Purple</b> part sun/full shade GH2375	\$34.99
<b>Double Impatiens Fiesta Sunrise Red</b> part sun/full shade GH2380	\$34.99
<b>Geranium Americana Salmon</b> full sun/part shade GH0562	\$34.99
<b>Geranium Calliope Medium Dark Red</b> full sun/part shade GH2093	\$34.99
<b>Geranium Calliope Medium Violet</b> full sun/part shade GH2091	\$34.99

## 12" Patio Tubs continued

<b>Geranium Cherry Rose</b> full sun/part shade GH2086	\$34.99
<b>Geranium Mojo Cranberry Splash</b> full sun/part shade GH2082	\$34.99
<b>Geranium Mojo White</b> full sun/part shade GH2092	\$34.99
<b>Geranium Rose Mega Splash</b> full sun/part shade GH2096	\$34.99
<b>Geranium Survivor Indigo Sky Blubrd</b> full sun/part shade GH0564	\$34.99
<b>Geranium Survivor Pink Mega Splash</b> full sun/part shade GH0560	\$36.99
<b>Geranium Zonal Red</b> full sun/part shade GH2088	\$34.99
<b>Geranium Zonal Mix</b> full sun/part shade GH2087	\$34.99
<b>Geranium Zonal Orange</b> full sun/part shade GH0566	\$34.99
<b>Geranium Zonal Pink</b> full sun/part shade GH2090	\$34.99
<b>Helix Combo - Cali-dascope</b> full sun/part shade GH2254	\$36.99
<b>Helix Combo - Color Wheel</b> full sun/part shade GH2252	\$36.99
<b>Helix Combo - Garden Party</b> full sun/part shade GH2204	\$36.99
<b>Helix Combo - Honey Bunny</b> full sun/part shade GH2200	\$36.99
<b>Helix Combo - Night on the Town</b> full sun/part shade GH2255	\$36.99



**12" Patio Tubs continued**

<b>Helix Combo - Pink Lemonade</b> full sun/part shade GH2253	\$36.99
<b>Helix Combo - Sunrise Surprise</b> full sun/part shade GH2250	\$36.99
<b>Helix Combo - The Royale</b> full sun/part shade GH2201	\$36.99
<b>Helix Combo - Think Pink</b> full sun/part shade GH2256	\$36.99
<b>Mini Awesome Combo</b> full sun/part shade GH2150	\$46.99

**Annuals  
13" Patio Tubs**

<b>Geranium With Spike Americana Cherry Rose</b> full sun/part shade GH2105	\$46.99
<b>Geranium With Spike Calliope Medium Dark Red</b> full sun/part shade GH2203	\$46.99
<b>Geranium With Spike Mojo Cranberry Splash</b> full sun/part shade GH2118	\$46.99
<b>Geranium With Spike Mojo White</b> full sun/part shade GH2119	\$46.99
<b>Geranium With Spike Rose Mega Splash</b> full sun/part shade GH2114	\$46.99
<b>Geranium With Spike Survivor Indigo Sky Bluebird</b> full sun/part shade GH2116	\$46.99
<b>Geranium With Spike Survivor Pink Megasplash</b> full sun/part shade GH2129	\$46.99
<b>Geranium With Spike Zonal Mix</b> full sun/part shade GH2110	\$46.99
<b>Geranium With Spike Zonal Orange</b> full sun/part shade GH2111	\$46.99

**13" Patio Tubs continued**

<b>Geranium With Spike Zonal Pink</b> full sun/part shade GH2120	\$46.99
<b>Geranium With Spike Zonal Red</b> full sun/part shade GH2115	\$46.99
<b>Geranium With Spike Violet</b> full sun/part shade GH2125	\$46.99

**Annuals  
14" Patio Tubs**

<b>Begonia Whopper Bronze Leaf Red (Square)</b> full sun/full shade GH2513	\$69.99
--	---------

**Annuals  
14.75" Patio Tubs**

<b>Awesome Combo Jumbo (Square)</b> full sun/part shade GH2512	\$149.99
--	----------

**Annuals  
16" Patio Tubs**

<b>Awesome Combo</b> full sun/part shade GH2511	\$69.99
<b>Awesome Shade Combo</b> part sun/full shade GH2514	\$69.99
<b>Begonia Mixed</b> part sun/full shade GH2508	\$69.99
<b>Begonia Solenia Mix</b> part sun/full shade GH2149	\$69.99

**Annuals  
17.8" Patio Tubs**

<b>Awesome Combo Jumbo</b> full sun/part shade GH2610	\$149.99
---	----------

**Annuals  
24" Patio Tub (window box)**

<b>Awesome Combo Window Box</b> full sun/part shade GH2625	\$46.99
--	---------





# EDIBLES

## Edibles 4 Pac with Handle (304)

<b>Strawberry Delizz</b> full sun	GP0895	\$9.99
--------------------------------------	--------	--------

## Edibles 6 Pac with Handle (306)

<b>Pepper Green Bell</b> full sun	GP0925	\$8.99
<b>Pepper Jalapeno</b> full sun	GP0926	\$8.99
<b>Pepper Sweet Banana</b> full sun	GP0934	\$8.99
<b>Tomato Beefmaster</b> full sun	GP0929	\$8.99
<b>Tomato Better Boy</b> full sun	GP0927	\$8.99
<b>Tomato Big Boy</b> full sun	GP0932	\$8.99
<b>Tomato Celebrity</b> full sun	GP0931	\$8.99
<b>Tomato Early Girl</b> full sun	GP0933	\$8.99
<b>Tomato Roma</b> full sun	GP0936	\$8.99
<b>Tomato Super Sweet 100</b> full sun	GP0928	\$8.99

## Edibles 4.75" Round Pot

<b>Cantaloupe Rockstar</b> full sun	GP2790	\$4.49
<b>Cucumber Pickling</b> full sun	GP2795	\$4.49
<b>Cucumber Slicing</b> full sun	GP2800	\$4.49
<b>Cucumber English</b> full sun	GP2808	\$4.49
<b>Cucumber Burpless</b> full sun	GP2805	\$4.49
<b>Eggplant Classic</b> full sun	GP2810	\$4.49
<b>Ground Cherry</b> full sun	GP3075	\$4.49
<b>Pepper Carolina Reaper</b> full sun	GP2792	\$4.49
<b>Pepper Cayenne</b> full sun	GP0075	\$4.49
<b>Pepper Ghost Bhut Jolokia</b> full sun	GP2855	\$4.49
<b>Pepper Green Bell</b> full sun	GP2851	\$4.49
<b>Pepper Habanero</b> full sun	GP2870	\$4.49
<b>Pepper Hot Banana</b> full sun	GP2875	\$4.49



## 4.75" Round pot continued

<b>Pepper Italian Roaster</b> full sun	GP8550	\$4.49
<b>Pepper Jalapeno</b> full sun	GP2881	\$4.49
<b>Pepper Mariachi</b> full sun	GP2887	\$4.49
<b>Pepper Orange Bell</b> full sun	GP2890	\$4.49
<b>Pepper Poblano</b> full sun	GP2850	\$4.49
<b>Pepper Red Bell</b> full sun	GP2910	\$4.49
<b>Pepper Serrano</b> full sun	GP2912	\$4.49
<b>Pepper Super Chili</b> full sun	GP2914	\$4.49
<b>Pepper Sweet Banana</b> full sun	GP2880	\$4.49
<b>Pepper Thai</b> full sun	GP0080	\$4.49
<b>Pepper Yellow Bell</b> full sun	GP2865	\$4.49
<b>Pumpkin</b> full sun	GP2920	\$4.49
<b>Pumpkin -Pick A Pie</b> full sun	GP2925	\$4.49
<b>Squash Acorn</b> full sun	GP2960	\$4.49
<b>Squash Buttercup</b> full sun	GP2955	\$4.49
<b>Squash Butternut</b> full sun	GP2950	\$4.49
<b>Squash Peter Pan Scallop</b> full sun	GP2952	\$4.49
<b>Squash Spaghetti</b> full sun	GP2957	\$4.49
<b>Squash Sweet Dumplin'</b> full sun	GP2962	\$4.49
<b>Swiss Chard Bright Lights</b> full sun	GP0015	\$4.49
<b>Tomato Beefmaster</b> full sun	GP2970	\$4.49
<b>Tomato Better Boy</b> full sun	GP2975	\$4.49
<b>Tomato Big Boy</b> full sun	GP2980	\$4.49
<b>Tomato Celebrity</b> full sun	GP2990	\$4.49
<b>Tomato Early Girl</b> full sun	GP3000	\$4.49

## 4.75" Round pot continued

<b>Tomato Grape Juliet</b> full sun	GP3030	\$4.49
<b>Tomato Health Kick</b> full sun	GP0166	\$4.49
<b>Tomato Heirloom Beefsteak</b> full sun	GP3035	\$4.49
<b>Tomato Heirloom Black Krim</b> full sun	GP3038	\$4.49
<b>Tomato Heirloom Cherokee Purple</b> full sun	GP3040	\$4.49
<b>Tomato Heirloom Mortgage Lifter</b> full sun	GP3043	\$4.49
<b>Tomato Heirloom San Marzano</b> full sun	GP3044	\$4.49
<b>Tomato Heirloom Striped German</b> full sun	GP3053	\$4.49
<b>Tomato Heirloom Yellow Pear</b> full sun	GP3060	\$4.49
<b>Tomato Husky Red Cherry</b> full sun	GP3020	\$4.49
<b>Tomato Roma</b> full sun	GP3045	\$4.49
<b>Tomato Sunny Boy</b> full sun	GP3005	\$4.49
<b>Tomato Super Fantastic</b> full sun	GP3050	\$4.49
<b>Tomato Super Sweet 100</b> full sun	GP3055	\$4.49
<b>Tomato Tomatillo Tamayo</b> full sun	GP3056	\$4.49
<b>Watermelon Mini Love</b> full sun	GP3070	\$4.49
<b>Zucchini Ambassador</b> full sun	GP3085	\$4.49
<b>Zucchini Golden Zebra Yellow</b> full sun	GP3086	\$4.49

Edibles  
4" Round Pot

<b>Herb Basil Red Rosie</b> full sun	GP3911	\$4.49
<b>Herb Basil Sweet</b> full sun	GP3910	\$4.49
<b>Herb Basil Thai</b> full sun	GP3912	\$4.49
<b>Herb Catnip</b> full sun	GP3925	\$4.49
<b>Herb Chives</b> full sun	GP3930	\$4.99
<b>Herb Cilantro</b> full sun	GP3940	\$4.49

# EDIBLES

## 4" Round pot continued

<b>Herb Dill</b> full sun	GP3945	\$4.49
<b>Herb Grass Lemon</b> full sun	GP3862	\$4.49
<b>Herb Lavender</b> full sun	GP3955	\$4.49
<b>Herb Lemon Balm</b> full sun	GP3929	\$4.49
<b>Herb Mint Chocolate</b> full sun	GP3933	\$4.49
<b>Herb Mint Orange</b> full sun	GP3934	\$4.49
<b>Herb Mint Mojito</b> full sun	GP3964	\$4.99
<b>Herb Oregano Italian</b> full sun	GP3970	\$4.49
<b>Herb Parsley Curly</b> full sun	GP3975	\$4.49
<b>Herb Parsley Italian</b> full sun	GP3980	\$4.49
<b>Herb Pepper Mint</b> full sun	GP3985	\$4.49
<b>Herb Rosemary Upright</b> full sun	GP3991	\$4.99
<b>Herb Sage Common</b> full sun	GP3995	\$4.49
<b>Herb Spearmint</b> full sun	GP4025	\$4.49
<b>Herb Tarragon French</b> full sun	GP4030	\$4.99
<b>Herb Thyme Common</b> full sun	GP4040	\$4.49
<b>Herb Thyme Lemon</b> full sun	GP3242	\$4.49

## Edibles 6.5" Round Pot

<b>Pepper Green Bell</b> full sun	GP5010	\$8.99
<b>Pepper Spicy Pot</b> full sun	GP5012	\$8.99
<b>Tomato Beefmaster</b> full sun	GP5070	\$8.99
<b>Tomato Better Boy</b> full sun	GP5075	\$8.99
<b>Tomato Big Boy</b> full sun	GP5080	\$8.99
<b>Tomato Celebrity</b> full sun	GP5085	\$8.99
<b>Tomato Early Girl</b> full sun	GP5090	\$8.99
<b>Tomato Grape</b> full sun	GP5091	\$8.99
<b>Tomato Health Kick</b> full sun	GP5105	\$8.99
<b>Tomato Heirloom Black Krim</b> full sun	GP5083	\$8.99
<b>Tomato Heirloom Cherokee Purple</b> full sun	GP5087	\$8.99
<b>Tomato Husky Red Cherry</b> full sun	GP5110	\$8.99
<b>Tomato Roma</b> full sun	GP5120	\$8.99
<b>Tomato Super Fantastic</b> full sun	GP5122	\$8.99
<b>Tomato Super Sweet 100</b> full sun	GP5135	\$8.99
<b>Tomato Tomatilla Tamayo</b> full sun	GP5115	\$8.99





**Edibles  
6 Pac Varieties (606)**

<b>Arugula</b> full sun	GP1110	\$4.49
<b>Beans Bush</b> full sun	GP1112	\$4.49
<b>Beet Dark Red</b> full sun	GP1128	\$4.49
<b>Broccoli</b> full sun	GP1115	\$4.49
<b>Brussel Sprouts</b> full sun	GP1125	\$4.49
<b>Cabbage Dynamo</b> full sun	GP1135	\$4.49
<b>Cabbage Red Acre</b> full sun	GP1145	\$4.49
<b>Cauliflower Snow Crown</b> full sun	GP1155	\$4.49
<b>Celery Tango</b> full sun	GP0020	\$4.49
<b>Kale Prizm</b> full sun	GP1171	\$4.49
<b>Kohlrabi</b> full sun	GP1410	\$4.49
<b>Leeks</b> full sun	GP1412	\$4.49
<b>Lettuce Leaf</b> full sun	GP1414	\$4.49
<b>Lettuce Romaine</b> full sun	GP1416	\$4.49
<b>Lettuce Salad Mix</b> full sun	GP1418	\$4.49
<b>Onion Yellow Sweet Spanish</b> full sun	GP1525	\$4.49
<b>Peas</b> full sun	GP1172	\$4.49

**Edibles  
10" Hanging Basket**

<b>Strawberry Delizz</b> full sun	GH0030	\$29.99
--------------------------------------	--------	---------

**Edibles  
12" Hanging Basket**

<b>Tomato Red Profusion</b> full sun	GH5119	\$29.99
---	--------	---------

**Edibles  
10" Patio Tub**

<b>Beans</b> full sun	GH5138	\$22.99
<b>Cucumber</b> full sun	GH5141	\$22.99
<b>Peas</b> full sun	GH5140	\$22.99
<b>Pepper Bell</b> full sun	GH5142	\$22.99
<b>Pepper Jalepeno</b> full sun	GH5143	\$22.99
<b>Tomato Little Sicily</b> full sun	GH5144	\$22.99
<b>Tomato Patio Delight</b> full sun	GH3120	\$22.99

**Edibles  
12" Bowl**

<b>Herb Garden</b> full sun	GH5139	\$26.99
--------------------------------	--------	---------



# TROPICALS

## Alocasia

**Alocasia Black Leaf 10"**  
full sun 70953912 \$39.99/each

**Alocasia Green Leaf 10"**  
full sun 70953905 \$39.99/each

## Cordyline

**Cordyline Kiwi 10"**  
full sun 70245727 \$34.99/each

**Cordyline Maria Pink 10"**  
full sun 70953974 \$34.99/each

**Cordyline Red Star 6"**  
full sun 70953981 \$12.99/each

**Cordyline Red Star 10"**  
full sun 70953998 \$34.99/each

**Cordyline Tropical Red 10"**  
full sun 70953936 \$34.99/each

## Eugenia

**Eugenia 1 Ball 10"**  
full sun 33732407 \$54.99/each

**Eugenia 2 Ball 10"**  
full sun 36015606 \$64.99/each

**Eugenia 2 Ball 14"**  
full sun 36015613 \$199.99/each

**Eugenia 3 Ball 14"**  
full sun 36015637 \$199.99/each

**Eugenia Spiral 10"**  
full sun 33732414 \$54.99/each

**Eugenia Spiral 14"**  
full sun 36015651 \$239.99/each

## Hibiscus Bush

**Hibiscus Bush Fiesta/Tequila 10"**  
full sun 70954117 \$36.99/each

**Hibiscus Bush Fiesta/Tequila 14"**  
full sun 70954124 \$54.99/each

**Hibiscus Bush Pink 10"**  
full sun 70954025 \$36.99/each

**Hibiscus Bush Pink 14"**  
full sun 70954063 \$54.99/each

**Hibiscus Bush Red 10"**  
full sun 70954205 \$36.99/each

**Hibiscus Bush Red 14"**  
full sun 70954063 \$54.99/each

**Hibiscus Bush Yellow 10"**  
full sun 70954025 \$36.99/each

**Hibiscus Bush Yellow 14"**  
full sun 70954063 \$54.99/each

## Hibiscus Tree

**Hibiscus Tree Fiesta/Tequila 10"**  
full sun 70954230 \$39.99/each

**Hibiscus Tree Fiesta/Tequila 14"**  
full sun 70954247 \$79.99/each

**Hibiscus Tree Pink 10"**  
full sun 70954148 \$39.99/each

**Hibiscus Tree Pink 14"**  
full sun 70954186 \$69.99/each

**Hibiscus Tree Red 10"**  
full sun 70254148 \$29.99/each


**Hibiscus Tree Red 14"**  
full sun 70954186 \$69.99/each

**Hibiscus Tree Yellow 10"**  
full sun 70954148 \$39.99/each


**Hibiscus Tree Yellow 14"**  
full sun 70954186 \$69.99/each



Alocasia



Cordyline



Hibiscus Red



Hibiscus Pink



Eugenia



Hibiscus Yellow



Tequila Sunrise Hibiscus



**Kimberly Queen Fern**

**Kimberly Queen Fern 6"**  
full sun 31133558 \$14.99/each

**Kimberly Queen Fern 10"**  
full sun 36006963 \$26.99/each

**Macho Fern**

**Macho Fern 10"**  
full sun 36015736 \$39.99/each

**Mandevilla**

**Mandevilla Pink 6"**  
full sun 70954254 \$16.99/each

**Mandevilla Pink 10"**  
full sun 70954292 \$46.99/each

**Mandevilla Pink 12"**  
full sun 70954278 \$69.99/each

**Mandevilla Red 6"**  
full sun 70954254 \$16.99/each

**Mandevilla Red 10"**  
full sun 70954292 \$46.99/each

**Mandevilla Red 12"**  
full sun 70954278 \$69.99/each

**Mandevilla White 6"**  
full sun 70954254 \$16.99/each

**Mandevilla White 10"**  
full sun 70954292 \$46.99/each

**Mandevilla White 12"**  
full sun 70954278 \$69.99/each

**Palms Majesty**

**Palms Majesty 10"**  
full sun GW109239 \$32.99/each

**Specialty Tropical Trees**

**Ixora Maui Braid 10" Tree**  
full sun 33759534 \$49.99/each

**Jasmine Jasminoides #1 Tree**  
full sun M070051ST \$24.99/each



Mandevilla Pink



Mandevilla Red



Mandevilla White



Kimberly Queen Fern



Mandevilla



Palms Majesty





Perennial Cross Reference

Common Name	Latin Name
Anise Hyssop	Agastache
Aralia	Aralia
Avens	Geum
Baby's Breath	Gypsophila
Bachelor Button	Centaurea
Balloon Flower	Platycodon
Barrenwort	Epimedium
Bearberry	Arcostophylos
Beardtongue	Penstemon
Bee Balm	Monarda
Bellflower	Campanula
Black-eyed Susan	Rudbeckia
Blanket Flower	Gaillardia
Bleeding Heart	Dicentra
Blue Star	Amsonia
Blue-eyed Grass	Sisyrinchium
Bugbane	Cimicifuga
Bugleweed	Ajuga
Bunchberry	Cornus
Butterfly Bush	Buddleia
Butterfly Weed	Asclepias
Candytuft	Iberis
Cardinal Flower	Lobelia
Catmint	Nepeta
Cinquefoil	Potentilla
Columbine	Aquilegia
Coneflower	Echinacea
Coral Bells	Heuchera
Cranesbill	Geranium
Daisy (Shasta)	Leucanthemum
Daylily	Hemerocallis
Dead Nettle	Lamium
Desert Candle	Yucca
Evening Primrose	Oenothera
False Forget-Me-Not	Brunnera
False Indigo	Baptisia
False Spirea	Astilbe

Common Name	Latin Name
False Sunflower	Heliopsis
Flax	Linium
Foam Flower	Tiarella
Foamy Bells	Heucherella
Foxglove	Digitalis
Gayfeather	Liatris
Germander	Teucrium
Globeflower	Trollius
Goat's Beard	Arunucus
Goldenrod	Solidago
Helen's Flower	Helenium
Hen & Chicks	Sempervivum
Hollyhock	Alcea
Ice Plant	Delosperma
Jacob's Ladder	Polemonium
Japanese Spurge	Pachysandra
Joe Pye Weed	Eupatorium
Lady's Mantle	Alchemilla
Lamb's Ear	Stachys
Larkspur	Delphinium
Lavender	Lavendula
Lenten Rose	Helleborus
Lavender	Lavendula
Lenten Rose	Helleborus
Lily	Lilium
Lily of the Valley	Convallaria
Lilyturf	Liriope
Loosestrife	Lysimachia
Lungwort	Pulmonaria
Lupine	Lupinus
Maltese Cross	Lychnis
Masterwort	Astrantia
Meadow Rue	Thalictrum
Monkshood	Actontium
Obedient Plant	Physostegia
Ornamental Onion	Allium
Pasque Flower	Pulsatilla

Common Name	Latin Name
Pearlwort	Sagina
Peony	Paonia
Periwinkle	Vinca
Pigsqueak	Bergenia
Pincushion Flower	Scabiosa
Pinks	Dianthus
Plantain Lily	Hosta
Poppy	Papaver
Ragwort	Ligularia
Red Leaved Mukdenia	Mukdenia
Rock Cross	Aubrieta
Rockfoil	Saxifraga
Rose Mallow	Hibiscus
Russian Sage	Perovskia
Sage	Salvia
Sea Thrift	Armeria
Snakeroot	Cimicifuga
Snow in the Summer	Cerastium
Snow on the Mountain	Aegopodium
Solomon's Seal	Polygonatum
Speedwell	Veronica
Spiderwort	Tradescantia
Spurge	Euphorbia
Sweet Violet	Viola
Sweet Woodruff	Galium
Thyme	Thymus
Tickseed	Coreopsis
Toad Lily	Tricyrtis
Turtlehead	Chelone
Wild Ginger	Asarum
Windflower	Anemone
Winter Creeper	Euonymus
Wormwood	Artemisia
Yarrow	Achillea
Yarrow	Achillea

**Achillea | Yarrow**

Achilleas are low maintenance, undemanding plants that perform well in most soils, needing only full sun and good drainage; heat and drought tolerant.

**Achillea millefolium 'Desert Eve Terracotta'**

**Desert Eve™ Terracotta Yarrow** ○

Zone 4-9 H 14-18" x W 16-20" June-Sept russet orange  
Vigorous, compact grower with large flower heads of earthy orange. Flowers a little earlier than other varieties.  
P0024 #1 cont. \$9.99

**Achillea x 'Moonshine'**

**Moonshine Yarrow** ○

Zone 3-8 H 18-24" x W 18-24" June-Sept yellow  
Bright yellow flowers over silvery foliage, clump forming perennial that blooms from summer to frost.  
P0040 #1 cont. \$9.99

**Achillea 'ACBZOOO2'**


**Little Moonshine Yarrow PP28.179** ○

Zone 4-8 H 12-14" x W 14-18" June-Sept yellow  
Compact form of 'Moonshine' with bright yellow flowers and gray green foliage.  
P0050 #1 cont. \$9.99


**Achillea millefolium 'Balvinred'**

**New Vintage™ Red Yarrow PP25.618** ○

Zone 4-9 H 12-14" x W 14-18" June-Sept red  
Compact plants produce rich, red flowers. Reblooms well and holds its shape throughout the year.  
P0058 #1 cont. \$9.99



Desert Eve™ Terracotta Yarrow



Moonshine Yarrow



Little Moonshine Yarrow



New Vintage™ Red Yarrow

○= Full Sun    ⊙= Part Shade    ●= Shade loving

# PERENNIALS



New Vintage™ Violet Yarrow




New Vintage™ White Yarrow



Paprika Yarrow



Pomegranate Yarrow



Saucy Seduction Yarrow




Strawberry Seduction Yarrow



Snow On The Mountain



Blue Fortune Anise Hyssop



Kudos™ Mandarin Hyssop



Poquito™ Butter Yellow Hyssop

## Achillea millefolium 'Balviolet'

### [New Vintage™ Violet Yarrow PP25.750](#) ○

Zone 4-9 H 12-14" x W 14-18" June-Sept violet

A compact selection featuring vivid, violet flowers. Reblooms well and holds its compact shape very well throughout the year.

P0060 #1 cont. \$9.99

## Achillea millefolium 'Balvinwhite'

### [New Vintage™ White Yarrow PP25.711](#) ○

Zone 4-9 H 12-14" x W 12-18" June-Sept white

Snow white flowers on compact, non-flopping plants. Great reflowering ability.

P0062 #1 cont. \$9.99

## Achillea millefolium 'Paprika'

### [Paprika Yarrow](#) ○

Zone 3-8 H 18-24" x W 18-24" June-Sept orange red

Ruby-red flowers with gold centers. Vigorous medium green foliage.

P0101 #1 cont. \$9.99

## Achillea millefolium 'Pomegranate'

### [Pomegranate Yarrow PP20.763](#) ○

Zone 3-8 H 24-28" x W 24-30" June-Sept velvety red

Loads of large, rich, velvety red florets from June to September. Vigorous bright green foliage with silver highlights.

P0108 #1 cont. \$9.99

## Achillea millefolium 'Saucy Seduction'

### [Saucy Seduction Yarrow PP20.782](#) ○

Zone 3-8 H 22-26" x W 20-26" June-Sept bright rosy pink

The sturdy, upright, columnar habit has broad clusters of bright, rosy-pink flowers with yellow centers and subtle white shading.

P0113 #1 cont. \$9.99

## Achillea millefolium 'Strawberry Seduction'

### [Strawberry Seduction Yarrow PP18.401](#) ○

Zone 3-8 H 18-20" x W 24-30" June-Sept red pink & yellow

Vigorous deep green foliage that produces large corymbs of tiny red flowers with bright gold centers. Flowers mature from pink to yellow providing a multicolored effect.

P0116 #1 cont. \$9.99

## Aegopodium | Snow on the Mountain, Goutweed

### Aegopodium podagraria 'Variegata'

#### [Snow on the Mountain](#) ○●

Zone 4-8 H 10-12" x W spreading May-June white

An excellent ground cover-it spreads rapidly! Variegated green and white foliage. P0168 10Cell/4" \$46.99

## Agastache | Anise Hyssop

Both the flowers and foliage of this popular perennial herb bear a strong anise/licorice scent that's very pleasing. Use for cutting, drying, or potpourri. Attractive to butterflies.

### Agastache x 'Blue Fortune'

#### [Blue Fortune Anise Hyssop](#) ○◎

Zone 4-9 H 24-36" x W 18-24" July-Sept blue violet

Dark green foliage with bronze highlights topped by long lasting blue violet flower spikes. Fragrant foliage and pollinator attracting flowers.

P0180 #1 cont. \$9.99

### Agastache 'Kudos Mandarin'

#### [Kudos™ Mandarin Hyssop PP25.381](#) ○

Zone 5-9 H 16-22" x W 15-18" June-Sept orange

Long blooming perennial with waves of tubular, bright orange flowers that attract pollinators.

P0185 #1 cont. \$10.99

### Agastache 'TNAGAPBY'

#### [Poquito™ Butter Yellow Hyssop PP30.403](#) ○

Zone 5-9 H 8-14" x W 12-16" June-Sept yellow

A compact hybrid producing butter yellow flowers over an extended bloom period. Dense, well branched habit produces loads of blooms.

P0187 #1 cont. \$10.99

○= Full Sun ◎= Part Shade ●= Shade loving

Gertens: P: 651.450.1501 | F: 651.239.1316 | E: [questions@gertens.com](mailto:questions@gertens.com) | W: [gertens.com](http://gertens.com)  
Landscape Project Desk P: 651.239.1315 \*Prices, sizes and availability are subject to change.



**Agastache 'TNAGAPO'**

[Poquito™ Orange Hyssop PP30,506](#) ○

Zone 5-9 H 10-16" x W 12-18" June-Sept orange  
A compact hybrid producing tangerine orange flowers over an extended bloom period. Dense, well branched habit produces loads of blooms. P0189 #1 cont. \$10.99

**Ajuga | Bugleweed**

These plants are strong, spreading groundcovers with shiny, attractive, colorful foliage and blue flower spikes in April and May.

**Ajuga reptans 'Bronze Beauty'**

[Bronze Beauty Ajuga](#) ○●

Zone 3-9 H 4-6" x W spreading May-June blue  
Deep bronze foliage with blue flowers in mid spring. P0192 10Cell/4" \$42.99

**Ajuga reptans 'Burgundy Glow'**

[Burgundy Glow Ajuga](#) ○●

Zone 3-9 H 4-6" x W spreading May-June blue  
Green foliage splashed in cream and burgundy with blue flowers. P0203 4"/10Tray \$52.90

**Ajuga reptans 'Black Scallop'**

[Black Scallop Ajuga PP15,815](#) ○●

Zone 4-9 H 4-6" x W spreading May-June blue  
Incredible, nearly black, glossy leaves have a scalloped texture as an added bonus. Deep blue flowers add to its appeal in mid spring. Best foliage color is achieved in full sun. P0228 4"/10Tray \$59.90

**Ajuga x tenorii 'Valfredda'**

[Chocolate Chip Ajuga](#) ○●

Zone 3-9 H 2-4" x W spreading May-June blue  
This dwarf Ajuga has small leaves of deep green with chocolate tones. A perfect plant for small spaces or for under planting. P0232 4"/10Tray \$52.90

**Alcea | Hollyhock**

Large, nostalgic spikes of double or single flowers. May require staking. Need space to self-sow.

**Alcea rosea 'Spring Celebrities Crimson'**

[Spring Celebrities™ Crimson Hollyhock](#) ○

Zone 4-9 H 30-36" x W 20-24" June-Sept crimson red  
Double, crimson red flowers are produced in a full, dense display on compact statured plants. P0247.5 #1 cont. \$9.99

**Alcea rosea 'Spring Celebrities Lemon'**

[Spring Celebrities™ Lemon Hollyhock](#) ○

Zone 4-9 H 4-5' x W 20-24" June-Sept light yellow  
Double, light yellow blooms cover the sturdy, compact plants. P0247.8 #1 cont. \$9.99

**Alcea rosea 'Spring Celebrities Pink'**

[Spring Celebrities™ Pink Hollyhock](#) ○

Zone 4-9 H 3-4' x W 20-24" June-Sept pink  
Double, pink flowers are produced in great abundance on strong stemmed, compact plants. P0248 #1 cont. \$9.99

**Alcea rosea 'Spring Celebrities Purple'**

[Spring Celebrities™ Purple Hollyhock](#) ○

Zone 4-9 H 3-4' x W 20-24" June-Sept purple  
Vibrant purple, double flowers are produced on compact, well branched plants. P0248.3 #1 cont. \$9.99


**Alchemilla | Lady's Mantle**

An excellent, undemanding choice for dry shaded sites. Low, spreading plants with chartreuse flowers and grayish foliage that holds water droplets like sparkling gems.


**Alchemilla mollis 'Thriller'**

[Lady's Mantle](#) ○●


Zone 3-9 H 15-18" x W 18-24" May-June yellow  
Beautiful lime green, serrated foliage adorned with yellowish green flowers in spring. Gorgeous when planted in mass or as a border. P0252 #1 cont. \$9.99




Poquito™ Orange Hyssop




Bronze Beauty Ajuga



Burgundy Glow Ajuga



Black Scallop Ajuga




Chocolate Chip Ajuga



Spring Celebrities™ Crimson Hollyhock



Spring Celebrities™ Lemon Hollyhock



Spring Celebrities™ Pink Hollyhock



Spring Celebrities™ Purple Hollyhock



Lady's Mantle

○= Full Sun    ⊙= Part Shade    ●= Shade loving



# PERENNIALS



Common Chives



Dwarf Blue Allium



Summer Beauty Allium




Globemaster Allium




Millenium Allium



Windy City Allium



Blue Ice Blue Star



Narrow Leaf Blue Star



Pink Saucer™ Anemone

## Allium

This group of easy-to-grow ornamentals bears many pompom flowers great for cutting and drying as well as handsome foliage. A relative of onions and chives.

### Allium schoenoprasum

#### Common Chives ○◎

Zone 4-8 H 15-18" x W 15-18" May-June purple  
Purple showy flowers atop very fragrant foliage. Long lived culinary herb. A possible addition to green roof plantings.  
P0255 #1 cont. \$9.99

### Allium senescens 'Glaucum'

#### Dwarf Blue Allium ○◎

Zone 3-8 H 6-8" x W 12-15" Aug-Sept pink  
Pink flowers and swirling, silvery-green foliage on a short statured plant. May be worth a try on green roof plantings.  
P0260 #1 cont. \$10.99

### Allium tanguticum 'Summer Beauty'

#### Summer Beauty Allium ○◎

Zone 4-9 H 16-20" x W 12-15" June-Aug light lavender  
Glossy foliage produces long blooming, large, pink globular flowers. Flowers are sterile and do not self seed like some other varieties.  
P0261 #1 cont. \$10.99

### Allium 'Globemaster'

#### Globemaster Allium ○

Zone 5-9 H 24-30" x W 12-18" May violet  
Spring flowering bulb producing giant spheres of silvery violet flowers in spring. Plant in well drained soils. Foliage goes dormant after flowering.  
P0261.4 #2 cont. \$21.99 **NEW! AVAIL 5/1**

### Allium 'Millenium'

#### Millenium Allium ○◎

Zone 4-8 H 15-20" x W 10-15" July-Aug purple  
2018 Perennial Plant of the Year. Clusters of rosy purple, sterile flowers adorn this carefree perennial in mid to late summer. The beautiful blooms attract copious amount of butterflies and bees; deer and rabbits leave the glossy green leaves alone.  
P0262 #1 cont. \$10.99

### Allium 'Windy City'

#### Windy City Allium PP28,100 ○

Zone 4-9 H 15-18" x W 12-15" June-July rose purple  
A dwarf cultivar with violet purple flowers on dark purple stems. Deer and rabbit resistant.  
P0262.5 #1 cont. \$14.99

## Amsonia | Blue Star

First found in the mountains of Arkansas, this uncommon perennial is grown for its flowers. Cut back to 6 inches after flowering to help keep stems upright and to shape into a nice mound.

### Amsonia x 'Blue Ice'

#### Blue Ice Blue Star ○◎

Zone 3-9 H 15-18" x W 16-20" May-June lavender blue  
Star-like periwinkle blue flowers in spring with bright green leaves in the summer that turn bright gold in the fall.  
P0263 #1 cont. \$9.99

### Amsonia x hubrichtii

#### Narrow Leaf Blue Star ○◎

Zone 4-9 H 2-3' x W 2-3' May-June steel blue  
Light blue, star shaped flowers in late spring to early summer on a light, airy textured plant. Nice golden yellow fall color. 2011 Perennial Plant of the Year.  
P0266 #1 cont. \$9.99

## Anemone | Windflower

Summer flowers of pink or white atop cutleaf foliage. They appreciate constant moisture and tolerate heavy soils.

### Anemone hupehensis 'Pink Saucer'

#### Pink Saucer™ Anemone ○◎

Zone 5-8 H 24-36" x W 24-30" Aug-Oct deep pink  
An excellent, long season blooming perennial flowering from late summer to fall. The clean, dark green foliage provides an ideal backdrop for the deep pink flowers.  
P0270 #1 cont. \$10.99

○ = Full Sun   ◎ = Part Shade   ● = Shade loving

Gertens: P: 651.450.1501 | F: 651.239.1316 | E: questions@gertens.com | W: gertens.com  
Landscape Project Desk P: 651.239.1315 \*Prices, sizes and availability are subject to change.

**Anemone sylvestris**

**Snowdrop Anemone** ○◎

Zone 3-8 H 10-12" x W 12-15" May & Sept white  
 Beautiful blooms of pure white in spring with some repeat bloom in fall. Good groundcover for part shade areas.  
 P0285 #1 cont. \$9.99

**Anemone tomentosa 'Robustissima'**

**Grape Leaf Anemone** ○◎

Zone 4-8 H 18-22" x W 15-18" Aug-Oct pink  
 Known as the 'Grapeleaf Anemone', this is one of the hardiest varieties for Minnesota. Large pink flowers. Very vigorous grower.  
 P0295 #1 cont. \$12.99

**Aquilegia | Columbine**

Graceful, airy plants with varieties ranging from 6" to 30", bearing colorful spurred flowers. Attractive to hummingbirds. These plants prefer even moisture.

**Aquilegia vulgaris 'Winky Blue'**

**Winky Blue Columbine** ○◎

Zone 3-8 H 18-24" x W 12-15" May-June blue/white  
 Compact mounds of blue-green foliage with sturdy stems of upward facing blue and white flowers.  
 P0320 #1 cont. \$9.99

**Aquilegia vulgaris 'Winky Purple'**

**Winky Purple Columbine** ○◎

Zone 3-8 H 18-24" x W 12-15" May-June purple/white  
 Compact mounds of blue-green foliage with sturdy stems of upward facing purple and white flowers.  
 P0322 #1 cont. \$9.99

**Aquilegia vulgaris 'Winky Red'**

**Winky Red Columbine** ○◎

Zone 3-8 H 18-24" x W 12-15" May-June red/white  
 Compact mounds of blue-green foliage with sturdy stems of upward facing red and white flowers.  
 P0324 #1 cont. \$9.99

**Aquilegia x 'Swan Blue & White'**

**Swan Blue & White Columbine** ○◎

Zone 3-8 H 20-24" x W 12-16" May-June blue/white  
 This uniform, multi-stemmed plant produces abundant, large, blue and white flowers that are good for cutting and mixed borders.  
 P0348 #1 cont. \$9.99

**Aquilegia x 'Swan Red & White'**

**Swan Red & White Columbine** ○◎

Zone 3-8 H 22-26" x W 12-16" May-June red/white  
 This uniform, multi-stemmed plant produces abundant, large, red and white flowers that are good for cutting and mixed borders.  
 P0351 #1 cont. \$9.99

**Aquilegia x 'Swan Violet & White'**

**Swan Violet & White Columbine** ○◎

Zone 3-8 H 20-24" x W 12-14" May-June violet/white  
 Uniform, multi-stemmed plants produce abundant, large, violet and white flowers that are good for cutting and naturalizing.  
 P0353 #1 cont. \$9.99

**NEW! AVAIL 5/1**

**Aquilegia x 'Swan Yellow'**

**Swan Yellow Columbine** ○◎

Zone 4-8 H 24-28" x W 14-18" May-June yellow  
 Tall and graceful with large, upward facing, spurred yellow blossoms. Great for mixed borders and cutting.  
 P0355 #1 cont. \$9.99

**Arabis | Rock Cress**

A diminutive beauty that announces spring with gleaming white flowers. Not fussy but needs good drainage. Excellent for rock gardens and walls. Cut back after flowering.

**Arabis caucasica 'Snowfix'**

**Snowfix Rock Cress** ○

Zone 3-7 H 4-6" x W 8-12" April-June white  
 Low maintenance groundcover covered in white flowers in the spring. Persistent, long lasting blooms.  
 P0371 #1 cont. \$9.99



Snowdrop Anemone




Grape Leaf Anemone



Winky Blue Columbine



Winky Purple Columbine



Winky Red Columbine



Swan Blue & White Columbine




Swan Red & White Columbine



Swan Violet & White Columbine



Swan Yellow Columbine



Snowfix Rock Cress

○= Full Sun ◎= Part Shade ●= Shade loving



# PERENNIALS



Sun King Aralia




Massachusetts Bearberry



Dusseldorf Pride Armeria



Valerie Finnis Artemisia



Silver Mound Artemisia



Dwarf Goatsbeard



Goatsbeard

## Aralia | Golden Aralia

### Aralia cordata 'Sun King'

#### [Sun King Aralia](#) ☉●

Zone 3-8 H 30-36" x W 30-36" Aug-Sept white  
Rapid grower with large, impressive chartreuse to yellow compound leaves and contrasting reddish brown stems. Honeybee attracting white flowers in mid to late summer and purplish black berries provide extra interest. Brightest foliage color with some sun.  
P0373 #2 cont. \$19.99

## Arctostaphylos | Bearberry

An outstanding, low growing, glossy leaved, evergreen ground cover forming broad, thick mats. Does well in poor, sandy, infertile soils and is salt tolerant.

### Arctostaphylos uva-ursi 'Massachusetts'

#### [Massachusetts Bearberry](#) ○◎

Zone 3-8 H 6-12" x W 24-30" April-May pink  
Small, dark green leaves with abundant light pink flowers followed by red fruit. Excellent groundcover for dry shady areas.  
P0375 #1 cont. \$16.99

## Armeria | Sea Thrift

A very carefree and under-used perennial. The pompom flowers re-bloom well with deadheading. Neat attractive foliage tolerates salt and prefers good drainage.

### Armeria maritima 'Dusseldorfer Pride'

#### [Dusseldorf Pride Armeria](#) ○◎

Zone 3-9 H 6-8" x W 12-15" May-July deep pink  
Durable perennial for most any sunny location. Plants form a low, tufted mound of grassy green leaves bearing deep pink pompon flowers for many weeks starting in late spring. Good for rock gardens, edgings, in tubs or mixed containers.  
P0382 #1 cont. \$6.50 | 30+ \$5.00\*

## Artemisia | Wormwood

These plants grow best in hot, dry locations and perform well in poor soils. Their beautiful silver foliage is relatively pest and disease free and complements other perennials.

### Artemisia ludoviciana 'Valerie Finnis'

#### [Valerie Finnis Artemisia](#) ○◎

Zone 3-9 H 24-30" x W 20-24" June-Aug white  
Tough but less aggressive than some other selections. Beautiful silver stems and foliage.  
P0410 #1 cont. \$9.99

### Artemisia schmidtiana 'Nana'

#### [Silver Mound Artemisia](#) ○

Zone 3-9 H 10-12" x W 12-16" June-Aug bright silver foliage  
Fern-like silvery mounds. Beautiful planted with roses and sun loving annuals. Shear to prevent bloom and maintain attractive foliage.  
P0420 #1 cont. \$9.99

## Aruncus | Goat's Beard

A refined perennial for the shade garden. These plants prefer part shade and moist soils. Clump forming.

### Aruncus aethusifolius

#### [Dwarf Goatsbeard](#) ○●

Zone 3-8 H 10-12" x W 12-16" June-July white  
A lovely dwarf with white flower spikes on fern-like foliage. Yellow to orange fall foliage.  
P0430 #1 cont. \$9.99

### Aruncus dioicus

#### [Goatsbeard](#) ◎●

Zone 3-7 H 3-4' x W 3-4' June-July ivory  
A rich, full perennial resembling a giant Astilbe with soft white flowers. Great as a specimen or for grouping in a shade garden.  
P0440 #1 cont. \$10.99

○= Full Sun ◎= Part Shade ●= Shade loving

Gertens: P: 651.450.1501 | F: 651.239.1316 | E: [questions@gertens.com](mailto:questions@gertens.com) | W: [gertens.com](http://www.gertens.com)  
Landscape Project Desk P: 651.239.1315 \*Prices, sizes and availability are subject to change.



## Asarum | Wild Ginger

Vigorous groundcover for part to full shade. Plant in a moist area. Plants have attractive, heart-shaped leaves and reddish-brown spring flowers that are hidden beneath the foliage.

### Asarum canadense

#### Canadian Wild Ginger

Zone 3-7 H 6-8" x W 12-15" April-June red  
Large, roundish leaves. Good heat tolerance. Native plant makes a good groundcover in shade areas. Interesting, inconspicuous small red flowers. P0455 #1 cont. \$14.99

## Asclepias | Butterfly Weed, Milkweed

Neat, clump-forming plants with bright flowers that attract butterflies. Attractive seedpods in fall.

### Asclepias tuberosa

#### Butterfly Weed

Zone 3-7 H 18-24" x W 15-18" July-Sept bright orange  
2017 Perennial Plant of the Year. Tap rooted and drought tolerant native prairie plant, this plant excels during summer heat. Bright orange flowers for pollinators from mid to late summer. Plant in well drained soils. NR0355 3.5"/18Tray \$39.99 P0480 #1 cont. \$9.99

### Asclepias tuberosa 'Hello Yellow'

#### Hello Yellow Butterfly Weed

Zone 3-9 H 18-24" x W 15-18" July-Aug yellow  
Bright yellow flowers atop of upright stems with narrow, lance-shaped leaves. Attractive to butterflies. Needs well drained soils. P0485 #1 cont. \$10.99

## Aster

Easy to grow perennials that are attractive to butterflies and available in a wide range of breathtaking colors. Fall blooming. Cut back taller varieties in late June for bushier plants with more flowers.

### Aster dumosus 'Wood's Blue'

#### Wood's Blue Aster

Zone 3-8 H 12-16" x W 16-20" Aug-Oct light blue  
Clear blue flowers on a neat, clean, disease resistant plant. P0540 #1 cont. \$10.99

### Aster dumosus 'Wood's Pink'

#### Wood's Pink Aster

Zone 3-8 H 12-16" x W 16-20" Aug-Oct pink  
Clear pink flowers on a compact plant that is virtually mildew and rust free. P0545 #1 cont. \$10.99

### Aster dumosus 'Wood's Purple'

#### Wood's Purple Aster

Zone 3-8 H 12-16" x W 16-20" Aug-Oct purple  
Deep purple flowers on a compact plant that is virtually mildew and rust free. P0550 #1 cont. \$10.99

### Aster novae-angliae 'Grape Crush'

#### Grape Crush Aster PPAF

Zone 3-8 H 26-30" x W 40-44" Aug-Oct purple  
A large growing selection densely packed with rich, dark purple flowers in fall. Very strong, sturdy stems prevent lodging. P0580 #1 cont. \$10.99

**NEW! AVAIL 7/1**

### Aster novae-angliae 'Pink Crush'

#### Pink Crush Aster PPAF

Zone 3-8 H 20-24" x W 34-38" Aug-Oct pink  
A large growing selection densely packed with vibrant, rose pink flowers in fall. Very strong, sturdy stems prevent lodging. P0590 #1 cont. \$10.99

**NEW! AVAIL 7/1**

### Aster novae-angliae 'Purple Dome'

#### Purple Dome Aster

Zone 3-8 H 18-24" x W 18-24" Aug-Oct purple  
A low, broad plant with gorgeous purple blooms. More compact than the species. A heavy bloomer that produces masses of yellow centered purple flowers. P0600 #1 cont. \$9.99



Canadian Wild Ginger




Butterfly Weed




Hello Yellow Butterfly Weed




Wood's Blue Aster



Wood's Purple Aster



Wood's Pink Aster



Grape Crush Aster



Pink Crush Aster



Purple Dome Aster

○= Full Sun    ⊙= Part Shade    ●= Shade loving



# PERENNIALS



Vibrant Dome Aster



Kickin® Carmine Red Aster



Kickin® Lavender Aster



Bressingham Beauty Astilbe



Burgundy Red Astilbe



Fanal Astilbe



White Gloria Astilbe

## Aster novae-angliae 'Vibrant Dome'

### Vibrant Dome Aster PP19,538 ○

Zone 3-8 H 18-24" x W 18-24" Aug-Oct hot pink  
Forms neat compact mounds with masses of vibrant hot-pink flowers in fall. Mildew resistant.  
P0530 #1 cont. \$12.99

## Aster 'Kickin Carmine Red'

### Kickin® Carmine Red Aster ○

Zone 4-8 H 24-36" x W 24-36" Aug-Oct magenta red  
Dense, full, compact mounds are covered in magenta red flowers with a gold center in late summer through fall. Good for attracting butterflies.  
P0603 #1 cont. \$10.99

## Aster 'Kickin Lavender'

### Kickin® Lavender Aster ○

Zone 4-8 H 24-36" x W 24-36" Aug-Oct lavender  
Dense, full, compact mounds are covered in lavender flowers with a gold center in late summer through fall. Good for attracting butterflies.  
P0605 #1 cont. \$10.99

## Astilbe | False Spirea

A large group of elegant and beautiful perennials that is also hardy and dependable. Astilbes require lots of moisture in full sun but less in shaded areas and perform best in moist, partial shade. Excellent with Hosta, Bergenia, and Siberian or Japanese Iris. Most effective in masses. Remove faded blooms.

### Pink Shades

Bressingham Beauty (July-Aug)  
Delft Lace (July-Aug)  
Fireberry (June-July)  
Ostrich Plume (July-Aug)  
Pink Lightning (June-Aug)  
Rheinland (June-July)  
Vision in Pink (July-Aug)  
Younique Pink (June-July)  
Younique Raspberry (June-July)  
Younique Salmon (June-July)

### Red Shades

Burgundy Red (June-July)  
Elizabeth Van Veen (June-July)  
Fanal (June-July)  
Key West (June-Aug)  
Montgomery (June-July)  
Red Sentinel (June-July)  
Visions in Red (July-Aug)  
Younique Carmine (June-July)  
Younique Cerise (June-July)  
Younique Ruby Red (June-July)

### White Shades

Deutschland (June-July)  
Ellie (June-July)  
White Gloria (June-Aug)  
Vision in White (July-Aug)  
Younique White (June-July)

### Lavender Shades

Maggie Daley (June-July)  
Superba (July-Aug)  
Visions (July-Aug)  
Younique Lilac (June-July)

## Astilbe arendsii 'Bressingham Beauty'

### Bressingham Beauty Astilbe ○●

Zone 4-8 H 24-30" x W 18-24" July-Aug pink  
Pure, rich pink blossoms on arching plumes with dark green leaves. A good cut flower.  
P0615 #1 cont. \$10.99

## Astilbe arendsii 'Burgunderrot'

### Burgundy Red Astilbe ○●

Zone 4-8 H 18-20" x W 18-24" June-July burgundy  
A compact, upright astilbe with plumes of burgundy red flowers in late spring to early summer on reddish stems and glossy, deep green leaves.  
P0616 #1 cont. \$10.99

## Astilbe arendsii 'Fanal'

### Fanal Astilbe ○●

Zone 3-9 H 20-22" x W 20-24" June-July dark red  
Dark red spiral shaped plumes, mahogany colored new growth matures to green. Early flowering.  
P0625 #1 cont. \$10.99

## Astilbe arendsii 'Weisse Gloria'

### White Gloria Astilbe ○●

Zone 3-8 H 24-28" x W 18-24" June-July white  
Distinctively blocky, dense plumes of snow white flowers in June and July. Dark, shiny green foliage.  
P0643 #1 cont. \$10.99

○= Full Sun   ●= Part Shade   ●= Shade loving

Gertens: P: 651.450.1501 | F: 651.239.1316 | E: questions@gertens.com | W: gertens.com  
Landscape Project Desk P: 651.239.1315 \*Prices, sizes and availability are subject to change.



**Astilbe chinensis 'Delft Lace'**

[Delft Lace Astilbe PP19.839](#) ○◎

Zone 4-8 H 20-24" x W 18-24" July-Aug peach pink  
Very attractive variety with delicate peach-pink flowers on deep blue-green waxy foliage with vibrant red new growth.  
P0647 #1 cont. \$14.99

**Astilbe chinensis 'Maggie Daley'**

[Maggie Daley Astilbe](#) ○●

Zone 3-8 H 20-24" x W 24-30" June-July lavender-purple  
Mid season blooms of striking purple plumes with contrasting dark green foliage.  
P0742 #1 cont. \$10.99

**Astilbe chinensis 'Vision in Pink'**

[Vision in Pink Astilbe](#) ○●

Zone 3-8 H 18-20" x W 18-24" July-Aug pink  
An Astilbe with very fluffy light pink flowers and attractive blue-green foliage. Late season blooming.  
P0655 #1 cont. \$12.99

**Astilbe chinensis 'Vision in Red'**

[Vision in Red Astilbe](#) ○●

Zone 3-8 H 15-18" x W 18-24" July-Aug red violet  
Glossy, bronze green foliage with deep red buds that open rosy red. Late season flowering extends the bloom season.  
P0660 #1 cont. \$12.99

**Astilbe chinensis 'Vision in White'**

[Vision in White Astilbe PP18.965](#) ○●

Zone 3-8 H 18-20" x W 18-24" July-Aug white  
Vigorous grower with glossy dark green leaves producing large creamy white plumes. Late flowering.  
P0662 #1 cont. \$12.99

**Astilbe chinensis 'Visions'**

[Visions Astilbe](#) ○●

Zone 3-8 H 14-16" x W 18-24" July-Aug lilac purple  
Low growing astilbe with abundant lilac-purple, fragrant blooms. Late season bloom.  
P0665 #1 cont. \$10.99

**Astilbe chinensis var. taquetii 'Superba'**

[Superba Astilbe](#) ○●

Zone 3-8 H 3-4' x W 2-3' July-Aug purple  
A large vigorous plant with purple flowers. Late season flowering.  
P0670 #1 cont. \$10.99

**Astilbe japonica 'Deutschland'**

[Deutschland Astilbe](#) ○●

Zone 3-9 H 20-24" x W 18-24" June-July white  
Compact plant with pure white plumes on glossy green foliage. Early season blooming.  
P0675 #1 cont. \$10.99

**Astilbe japonica 'Elizabeth van Veen'**

[Elizabeth Van Veen Astilbe](#) ○●

Zone 3-9 H 20-24" x W 18-24" June-July raspberry  
Brilliant, raspberry red plumes bloom in summer atop red tinted, deep green foliage.  
P0678 #1 cont. \$10.99

**Astilbe japonica 'Ellie'**

[Ellie Astilbe](#) ○●

Zone 4-9 H 20-24" x W 18-24" June-July white  
Large, full white plumes are produced in striking contrast to the very dark green foliage. Early blooming.  
P0680 #1 cont. \$10.99

**Astilbe japonica 'Montgomery'**

[Montgomery Astilbe](#) ○●

Zone 4-9 H 18-22" x W 15-20" June-July dark red  
Very full, dark red pyramidal plumes on dark red stems. One of the best for flower display and early bloom.  
P0685 #1 cont. \$10.99



Delft Lace Astilbe



Maggie Daley Astilbe



Vision In Pink Astilbe




Vision In White Astilbe




Vision In Red Astilbe




Visions Astilbe



Superba Astilbe



Deutschland Astilbe



Elizabeth Van Veen Astilbe



Ellie Astilbe



Montgomery Astilbe

○= Full Sun ◎= Part Shade ●= Shade loving



# PERENNIALS



Red Sentinel Astilbe



Rheinland Astilbe




Pink Lightning Astilbe



Key West Astilbe



Short 'N Sweet Fireberry Astilbe




Ostrich Plume Astilbe



Younique™ Carmine Astilbe



Younique™ Cerise Astilbe



Younique™ Lilac Astilbe



Younique™ Pink Astilbe

## Astilbe japonica 'Red Sentinel'

### [Red Sentinel Astilbe](#) ○●

Zone 4-9 H 20-24" x W 15-20" June-July deep red  
Upright, full, scarlet red plumes on mahogany red stems. Early season blooming.  
P0690 #1 cont. \$10.99

## Astilbe japonica 'Rheinland'

### [Rheinland Astilbe](#) ○●

Zone 3-9 H 20-24" x W 18-24" June-July bright pink  
Bright pink, large dense flowers with bold foliage, very early, heavy bloomer.  
P0700 #1 cont. \$10.99

## Astilbe simplicifolia 'Key West'

### [Key West Astilbe PPAF](#) ○●

Zone 4-8 H 14-16" x W 16-20" June-Aug burgundy  
Dark burgundy foliage and carmine red flowers produce a striking combination. Heavy blooming. Vigorous grower.  
P0715 #1 cont. \$12.99

## Astilbe simplicifolia 'Pink Lightning'

### [Pink Lightning Astilbe](#) ○●

Zone 3-8 H 14-16" x W 12-18" June-Aug light pink  
Very dark green, glossy foliage and light pink plumes on a showy, compact plant.  
P0720 #1 cont. \$10.99

## Astilbe 'Fireberry'

### [Short 'N Sweet Fireberry Astilbe PP20,658](#) ○●

Zone 4-9 H 14-18" x W 14-18" June-July raspberry pink  
A compact selection producing bright raspberry pink, diamond-shaped plumes.  
P0725 #1 cont. \$12.99 **NEW! AVAIL 5/15**

## Astilbe 'Versaspberry'

### [Short 'N Sweet Raspberry Astilbe PP27,701](#) ○●

Zone 4-8 H 12-14" x W 14-18" June-July bright pink  
Glossy green, compact foliage produces masses of raspberry pink flowers. Early flowering selection.  
P0728 #1 cont. \$12.99 **NEW! AVAIL 5/15**

## Astilbe thunbergii 'Ostrich Plume'

### [Ostrich Plume Astilbe](#) ○●

Zone 3-8 H 30-36" x W 24-30" July-Aug rose salmon  
A unique and elegant Astilbe with loosely branched, arching flower plumes of deep rose-salmon.  
P0735 #1 cont. \$10.99

## Astilbe 'Verscarmine'

### [Younique™ Carmine Astilbe PP20,324](#) ○●

Zone 4-8 H 16-20" x W 18-24" June-July fuchsia red  
Glossy, compact foliage produces an abundance of full, fuchsia red panicles. Early blooming.  
P0737 #1 cont. \$12.99

## Astilbe 'Verscerise'

### [Younique™ Cerise Astilbe PP20,661](#) ○●

Zone 3-8 H 16-20" x W 18-24" June-July cherry red  
This compact Astilbe produces loads of flower spikes that have cherry red buds opening to hot pink flowers. Early season flowering.  
P0738 #1 cont. \$12.99

## Astilbe 'Verslilac'

### [Younique™ Lilac Astilbe PP19,847](#) ○●

Zone 4-8 H 16-20" x W 16-20" June-July lavender pink  
Medium green, glossy foliage is topped by an explosion of lavender pink flowers starting in early summer.  
P0739 #1 cont. \$12.99

## Astilbe 'Verspink'

### [Younique™ Pink Astilbe PP19,841](#) ○●

Zone 3-8 H 12-16" x W 14-18" June-July pink  
Compact plants produce bright pink flowers. Early flowering with abundant blooms.  
P0739.2 #1 cont. \$12.99 **NEW! AVAIL 5/15**

○ = Full Sun   ● = Part Shade   ● = Shade loving

Gertens: P: 651.450.1501 | F: 651.239.1316 | E: [questions@gertens.com](mailto:questions@gertens.com) | W: [gertens.com](http://gertens.com)  
Landscape Project Desk P: 651.239.1315 \*Prices, sizes and availability are subject to change.



**Astilbe 'Versred'**

**Younique™ Ruby Red Astilbe PP23,143** ○●

Zone 3-8 H 12-16" x W 14-18" June-July red  
 Glossy, green foliage comes alive with a plethora of ruby red blooms. Early flowering selection with amazing bloom potential.  
 P0740 #1 cont. \$12.99

**Astilbe 'Verssalmon'**

**Younique™ Salmon Astilbe PP19,846** ○●

Zone 3-8 H 12-16" x W 14-18" June-July salmon pink  
 Compact foliage produces a profusion of salmon pink blooms. An early flowering cultivar with incredible flower production.  
 P0741 #1 cont. \$12.99

**Astilbe 'Verswhite'**

**Younique™ White Astilbe PP19,845** ○●

Zone 3-8 H 16-20" x W 16-20" June-July white  
 Compact plants produce abundant panicles of white flowers. Flowers early in the season.  
 P0741.4 #1 cont. \$12.99

**Astrantia | Masterwort**

Wonderful woodland plant preferring moist, shady places rich in organic matter. Excellent for a shady perennial border or naturalizing. Plants bloom from early to late summer on tall stems with rounded button flowers cupped with colorful star-shaped bract. Excellent as cut flowers.

**Astrantia major 'Star of Beauty'**

**Star of Beauty Masterwort PPAF** ○●

Zone 3-9 H 20-24" x W 15-18" June-Sept white w/ magenta tips  
 White flowers with magenta-purple tips arranged like spokes on a wheel. Unusual and eye-catching, a great cut or dried flower.  
 P0760 #1 cont. \$14.99

**Astrantia major 'Star of Fire'**

**Star of Fire Masterwort PP20,284** ○●

Zone 4-7 H 20-24" x W 15-18" June-Sept dark red  
 Vigorous grower that produces dark red stary flowers on dark purple stems.  
 P0762 #1 cont. \$14.99

**Baptisia | False Indigo**

A large, shrub-like perennial with stiff, erect stems that bear beautiful, lupine-like flowers. Excellent, long lasting cut flowers and lovely blue-green foliage. Drought tolerant but prefers even moisture.

**Baptisia australis**

**Blue False Indigo** ○○

Zone 3-9 H 3-4' x W 3-4' May-June indigo blue  
 2010 Perennial Plant of the Year. Blue-green leaves and strong stems with long tapering spikes of indigo-blue, pea-shaped flowers in early summer. Seed pods turn black in the fall and winter for added interest. Very adaptable and long lived.  
 NR0705 3.5"/18 Tray \$39.99  
 P0860 #1 cont. \$9.99

**Baptisia 'Lemon Meringue'**

**Decadence® Lemon Meringue False Indigo PP24,280** ○●

Zone 4-8 H 32-38" x W 32-38" May-June lemon yellow  
 Dark, charcoal colored stems support the lemon yellow flowers. Form is an upright, vase shaped habit.  
 P0864 #2 cont. \$29.99


**Baptisia x 'Solar Flare'**

**Solar Flare Prairieblues™ False Indigo PP20,408** ○●

Zone 3-8 H 3-4' x W 3-4' May-June yellow orange  
 Vigorous upright perennial with flowers that open lemon yellow then take on orange tones as they mature. Long lived and easy to grow.  
 P0869 #2 cont. \$21.99



Younique™ Ruby Red Astilbe



Younique™ Salmon Astilbe




Younique™ White Astilbe



Star of Beauty Masterwort



Star of Fire Masterwort



Blue False Indigo



Decadence® Lemon Meringue False Indigo



Solar Flare Prairieblues™ False Indigo

○= Full Sun    ○●= Part Shade    ●= Shade loving



# PERENNIALS




Twilite Prairieblues™ False Indigo



Red Bloom Pigsqueak



Sakura Pigsqueak




False Forget-Me-Not



Alexander's Great False Forget-Me-Not



Jack Frost False Forget-Me-Not



Alexandria False Forget-Me-Not



Buzz™ Hot Raspberry Butterfly Bush



Buzz™ Magenta Butterfly Bush

## Baptisia x varicolor 'Twilite'

[Twilite Prairieblues™ False Indigo PP19,011](#) ○●

Zone 3-8 H 3-4' x W 3-5' May-June violet purple  
Robust and vigorous bicolor baptisia with blue-green foliage. Produces deep violet-purple flowers highlighted by lemon-yellow keels. Good cut flower. Drought tolerant once established.  
P0871 #2 cont. \$21.99

## Bergenia | Pigsqueak

A tough, underused evergreen perennial that tolerates virtually all soils and all exposures. Looks magnificent with Iris and Astilbe in moist, sunny sites. The large, shiny leaves develop red fall color.

### Bergenia cordifolia 'Red Bloom'

[Red Bloom Pigsqueak](#) ○●

Zone 3-9 H 12-15" x W 15-18" April-May rose  
This slowly spreading Bergenia forms low clumps of glossy leaves and produces short spikes of showy bell-shaped flowers in the spring. Red fall color.  
P0895 #1 cont. \$10.99

### Bergenia 'Sakura'

[Sakura Pigsqueak](#) ○●

Zone 4-8 H 14-16" x W 16-20" April-May pink  
Bright light to medium pink flowers have a dramatic, darker veining. Purplish fall color.  
P0900 #1 cont. \$14.99

## Brunnera | False Forget-Me-Not

This plant thrives in moist shade. Large, fuzzy, heart-shaped leaves set off delicate sprays of blue 'forget-me-not' flowers in spring.

### Brunnera macrophylla

[False Forget-Me-Not](#) ○●

Zone 3-8 H 12-15" x W 15-18" May-June sky blue  
Airy, sky blue flowers against the green foliage backdrop make this a great texture plant for the shade.  
P0920 #1 cont. \$12.99

### Brunnera macrophylla 'Alexander's Great'

[Alexander's Great False Forget-Me-Not PP25,789](#) ○●

Zone 4-9 H 12-15" x W 15-18" April-May blue  
A very large growing selection with huge, silvery leaves. Impressive specimen for the shade garden.  
P0932 #1 cont. \$16.99

### Brunnera macrophylla 'Jack Frost'

[Jack Frost False Forget-Me-Not](#) ○●

Zone 3-8 H 12-15" x W 15-18" May-June blue  
2012 Perennial Plant of the Year. This variety displays a frosty silver overlay with light green veining. Leaves resemble cracked porcelain.  
P0925 #1 cont. \$16.99

### Brunnera 'Alexandria'

[Alexandria False Forget-Me-Not PPAF](#) ○●

Zone 4-9 H 14-20" x W 24-30" April-May blue  
A very large growing selection with brilliant, completely silvered leaves. The striking foliage brings a light element to any shade garden. Vigorous plants produce sky blue flowers in the spring.  
P0933 #1 cont. \$16.99

**NEW! AVAIL 5/15**

## Buddleia | Butterfly Bush

The dense flower spikes on arched stems attract butterflies and hummingbirds from July to fall. Be patient-this plant typically dies to the ground in Minnesota and is slow to break dormancy in spring. Deadheading will encourage bloom. Requires good drainage.

### Buddleia davidii 'Tobud1202'

[Buzz™ Hot Raspberry Butterfly Bush PPAF](#) ○

Zone 5-9 H 3-4' x W 3-4' July-Sept raspberry pink  
Continuously blooming from summer through early fall with bright, raspberry pink flowers. Compact plants produce large clusters of the fragrant flowers.  
P0936 #1/7" cont. \$12.99

### Buddleia davidii 'Tobud0802'

[Buzz™ Magenta Butterfly Bush PP23,463](#) ○

Zone 5-9 H 3-5' x W 3-4' July-Sept magenta  
Fragrant magenta red blooms tumble from the ends of the branches. Compact plants attract butterflies from mid summer to fall.  
P0940 #1/7" cont. \$12.99

○= Full Sun    ●= Part Shade    ●= Shade loving

Gertens: P: 651.450.1501 | F: 651.239.1316 | E: [questions@gertens.com](mailto:questions@gertens.com) | W: [gertens.com](http://www.gertens.com)  
Landscape Project Desk P: 651.239.1315 \*Prices, sizes and availability are subject to change.



**Buddleia davidii 'Tobudmidni'**

**Buzz™ Midnight Butterfly Bush PPAF** ○

Zone 5-9 H 3-4' x W 3-4' July-Sept dark purple  
Compact plants continuously produce fragrant clusters of deep purple blooms.  
P0941 #1/7" cont. \$12.99

**Buddleia davidii 'Tobud0615'**

**Buzz™ Sky Blue Butterfly Bush PP23.461** ○

Zone 5-9 H 3-4' x W 3-4' July-Sept light blue  
Compact plants produce full sized blooms of beautiful sky blue. Fragrant flowers attract masses of butterflies.  
P0943 #1/7" cont. \$12.99

**Campanula | Bellflower**

This large, diverse group of plants includes creeping groundcovers, dwarfs, and large upright perennials. Plants are rewarding and easy to grow in rich, moist but well-drained soil. Campanulas generally do not thrive in non-amended clay soil. Many varieties bloom for a long period of time.

**Campanula portenschlagiana 'Birch Hybrid'**

**Birch Hybrid Campanula** ○◎

Zone 4-8 H 4-6" x W 16-20" June-Sept violet  
This variety is a strong grower with a low spreading growth habit and an impressive floral display. Hardy plants flower heavily starting in early summer.  
P1050 #1 cont. \$9.99

**Campanula carpatica 'Rapido Blue'**

**Rapido Blue Campanula** ○◎

Zone 3-8 H 5-7" x W 6-8" June-Sept blue  
Early flowering, producing vibrant, violet blue flowers. Uniform growth habit with good vigor.  
P1070 #1 cont. \$9.99

**Campanula carpatica 'Rapido White'**

**Rapido White Campanula** ○◎

Zone 3-8 H 5-7" x W 6-8" June-Sept white  
Early flowering, producing bright white flowers. Uniform growth habit with good vigor.  
P1072 #1 cont. \$9.99

**Campanula glomerata 'Bellefleur Blue'**

**Bellefleur™ Blue Campanula** ○◎

Zone 3-8 H 8-10" x W 10-12" June-July blue  
A compact, fast growing cultivar with clusters of deep blue flowers in early to mid summer.  
P1081 #1 cont. \$10.99

**NEW! AVAIL 5/15**

**Campanula glomerata 'Freya'**

**Freya Campanula PP22.738** ○◎

Zone 3-8 H 14-18" x W 14-18" June-July purple  
Glossy green foliage produces clusters of lilac purple flowers up and down the flower stems. Great flower production on the sturdy, upright plants.  
P1082 #1 cont. \$16.99

**NEW! AVAIL 5/15**

**Campanula glomerata 'Superba'**

**Superba Campanula** ○◎

Zone 4-9 H 16-20" x W 14-18" June-July purple  
Large clumps produce big clusters of showy, rich purple flowers.  
P1090 #1 cont. \$9.99

**NEW! AVAIL 7/15**

**Campanula persicifolia 'Takion Blue'**

**Takion Blue Campanula** ○◎

Zone 3-8 H 16-20" x W 12-16" June-Aug lavender blue  
Compact plants produce a profusion of lavender blue flowers from early to late summer. Strong stemmed flowers are aligned upward and outward producing a fuller, more showy display.  
P1112 #1 cont. \$10.99

**Centaurea | Bachelor Button**

This is a tough, easy-to-grow perennial that performs best in full sun. With regular deadheading, Centaurea will bloom much of the summer with flowers that resemble Bachelor Buttons. Tolerant of heat, drought, and poor soil.

**Centaurea montana 'Amethyst Dream'**

**Amethyst Dream Bachelor Button PP20.781** ○

Zone 3-9 H 20" x W 27" June-Aug deep purple  
Deep purple flowers on soft silver foliage form 2' clumps.  
P1199 #1 cont. \$10.99



Buzz™ Midnight Butterfly Bush



Buzz™ Sky Blue Butterfly Bush



Birch Hybrid Campanula



Rapido Blue Campanula



Rapido White Campanula



Bellefleur™ Blue Campanula



Freya Campanula



Superba Campanula



Takion Blue Campanula



Amethyst Dream Bachelor Button


○= Full Sun ◎= Part Shade ●= Shade loving



# PERENNIALS



Yo Yo Snow in the Summer



Hot Lips Turtlehead



Tiny Tortuga™ Turtlehead




Black Negligee Snakeroot



Chocoholic Snakeroot



Hillside Black Beauty Snakeroot



Pink Spike Snakeroot



Lily of the Valley

## Cerastium | Snow in the Summer

### Cerastium tomentosum 'YoYo'

[Yo Yo Snow in the Summer](#) ○

Zone 3-8 H 4-6" x W 12-18" May-June white

Luminous white flowers blanket this undemanding groundcover from late spring into early summer. Perfect for full sun and poor soil. Small, wooly gray leaves form a low carpet. Deer and rabbit resistant.

P1215 #1 cont. \$8.99

## Chelone | Turtlehead

### Chelone lyonii 'Hot Lips'

[Hot Lips Turtlehead](#) ○●

Zone 3-8 H 30-36" x W 24-30" Sept-Oct rosy pink

Clusters of rosy pink snapdragon-like flowers in late summer on a large, neat clump with handsome foliage. Must have good moisture and tolerates all but the deepest shade.

P1240 #1 cont. \$9.99

### Chelone obliqua 'Tiny Tortuga'

[Tiny Tortuga™ Turtlehead PP25,350](#) ○●

Zone 3-8 H 12-16" x W 12-16" Aug-Sept pink

Easy to grow native selection with glossy, dark green foliage and bright pink flowers. Compact form holds up well in the garden.

P1245 #1 cont. \$10.99

## Cimicifuga | Snakeroot

A dramatic, tall plant with attractive foliage and beautiful white flowers in the fall that does not require staking. Performs best in moist semi-shade but will tolerate drier sites.

### Cimicifuga ramosa 'Black Negligee'

[Black Negligee Snakeroot](#) ○●●

Zone 4-9 H 4-5' x W 2-3' Aug-Oct white

A good grower with lacy black foliage that clothes the dark stems. Fragrant, white flowers in late summer. Darkest foliage comes with more sun exposure.

P1266 #2 cont. \$24.99

### Cimicifuga 'Chocoholic'

[Chocoholic Snakeroot PP24,821](#) ○●●

Zone 4-8 H 4-5' x W 2-3' Aug-Sept pink/white

Bronze purple foliage is the perfect complement for the mauve pink flowers in late summer. The fragrant bottlebrush flowers fade to white as they age.

P1270 #2 cont. \$24.99

### Cimicifuga ramosa 'Hillside Black Beauty'

[Hillside Black Beauty Snakeroot](#) ○●●

Zone 4-9 H 3-5' x W 3-4' Sept-Oct white

A very attractive and long blooming Cimicifuga with reliable dark purple foliage and 1' long white flower stalks.

P1260 #2 cont. \$24.99

### Cimicifuga ramosa 'Pink Spike'

[Pink Spike Snakeroot](#) ○●●

Zone 4-9 H 3-5' x W 3-4' Aug-Oct pink

Light pink flowers with dark bronze purple colored foliage.

P1265 #2 cont. \$24.99

## Convallaria | Lily of the Valley

An attractive and vigorous groundcover for shade. Tolerates very dense shade in both wet and dry sites but does best with moisture. Divide in late summer. Berries are poisonous.

### Convallaria majalis

[Lily of the Valley](#) ○●●

Zone 3-8 H 6-8" x W 8-12" April-May white

Extremely fragrant nodding white bells. Excellent groundcover for shade areas.

P1279 4"/10Tray \$59.90

○= Full Sun ○●= Part Shade ●●= Shade loving

Gertens: P: 651.450.1501 | F: 651.239.1316 | E: [questions@gertens.com](mailto:questions@gertens.com) | W: [gertens.com](http://www.gertens.com)  
Landscape Project Desk P: 651.239.1315 \*Prices, sizes and availability are subject to change.



## Coreopsis | Tickseed

A large group of ornamental perennials hybridized from native plants and prized for their long blooms and cheerful yellow daisy like flowers. Easy to grow with excellent re-bloom, they require only sun and good drainage.

### Coreopsis grandiflora 'Double the Sun'

#### [Double the Sun Coreopsis](#) ○

Zone 4-9 H 12-14" x W 12-14" June-Sept gold

An early flowering selection that produces semi-double, golden yellow flowers. Compact plants flower heavily starting in late spring.

P1314.7 #1 cont. \$8.99 **NEW! AVAIL 5/15**



Double the Sun Coreopsis



Imperial Sun Coreopsis

### Coreopsis x verticillata 'Imperial Sun'

#### [Imperial Sun Coreopsis PP25,404](#) ○

Zone 5-9 H 15-18" x W 20-24" July-Oct yellow

Compact habit and disease resistant foliage perfectly displays the sunny yellow flowers.

P1319 #1 cont. \$10.99



Jethro Tull Coreopsis



Ladybird Coreopsis

### Coreopsis 'Jethro Tull'

#### [Jethro Tull Coreopsis PP18,789](#) ○

Zone 5-9 H 12-16" x W 12-16" June-July gold

Extremely showy in pots or in the garden. Fluted petals on large, golden, double flowers.

P1315 #1 cont. \$9.99

### Coreopsis 'Ladybird'

#### [Ladybird Coreopsis PP27,362](#) ○

Zone 5-9 H 10-12" x W 14-16" June-Sept red

Red orange flowers fire up the dark green, disease resistant foliage. A very compact Coreopsis verticillata hybrid.

P1322 #1 cont. \$10.99



Lightning Bug Coreopsis



Moonbeam Coreopsis

### Coreopsis 'Lightning Bug'

#### [Lightning Bug Coreopsis PP27,361](#) ○

Zone 5-9 H 10-12" x W 14-16" June-Sept yellow/red

Bright yellow flowers with a large red eye cover this compact Coreopsis verticillata cultivar.

P1323 #1 cont. \$10.99

### Coreopsis verticillata 'Moonbeam'

#### [Moonbeam Coreopsis](#) ○

Zone 3-9 H 15-18" x W 18-24" June-Oct lemon yellow

1992 Perennial Plant of the Year. A nonstop parade of lemon yellow blooms throughout the summer season. Delicate, fine textured foliage gives the plant a light, airy feel. Good drought tolerance.

P1325 #1 cont. \$9.99


### Coreopsis 'Red Satin'

#### [Red Satin Coreopsis PP25,736](#) ○


Zone 4-8 H 15-18" x W 18-22" June-Sept ruby red

Deep ruby red flowers have an orange center. Threadleaf foliage produces an abundance of flowers from early to late summer. Sterile.

P1338 #1 cont. \$9.99



Red Satin Coreopsis



Satin & Lace™ Berry Chiffon Coreopsis

### Coreopsis 'Berry Chiffon'

#### [Satin & Lace™ Berry Chiffon Coreopsis PP27,414](#) ○

Zone 4-9 H 15-18" x W 18-24" June-Sept red/white

A threadleaf type producing a full, upright clump covered by white flowers with a large raspberry red eye. Cooler weather expands the coverage of the vibrant eye color. Disease resistant foliage stays clean all season long. Sterile.

P1338.5 #1 cont. \$9.99


### Coreopsis 'Red Chiffon'

#### [Satin & Lace™ Red Chiffon Coreopsis PP27,528](#) ○

Zone 4-9 H 15-18" x W 18-24" July-Sept yellow/red

Buttery yellow blooms have a vibrant cranberry red eye. During cooler weather the coverage of the eye expands, nearly encompassing the entirety of the petal. Highly disease resistant threadleaf foliage.

P1339 #1 cont. \$9.99



Satin & Lace™ Red Chiffon Coreopsis



Solanna™ Golden Sphere Coreopsis

### Coreopsis 'DCORE016'

#### [Solanna™ Golden Sphere Coreopsis PP25,241](#) ○

Zone 4-9 H 10-12" x W 10-14" June-Sept yellow


Bright, double, golden yellow flowers resemble marigolds. Compact, mounded plants produce blooms from late spring through summer.

P1314.5 #1 cont. \$9.99

○= Full Sun    ⊙= Part Shade    ●= Shade loving




# PERENNIALS



Sylvester Coreopsis



Uptick™ Gold & Bronze Coreopsis



Uptick™ Yellow & Red Coreopsis




Zagreb Coreopsis



Bunchberry Dogwood



Delmara™ Fuchsia Ice Plant



Delmara™ Pink Ice Plant



Jewel of Desert Garnet Ice Plant



Table Mountain™ Ice Plant

## Coreopsis verticillata 'Sylvester'

### [Sylvester Coreopsis PP24,767](#) ○

Zone 4-9 H 16-20" x W 14-18" June-Sept yellow  
Large, bright yellow blooms are produced from late spring to fall. Flowers are much larger than other Coreopsis verticillata cultivars; full, well branched plants. P1328.5 #1 cont. \$9.99

## Coreopsis x 'Baluptgonz'

### [Uptick™ Gold & Bronze Coreopsis PP28,882](#) ○◎

Zone 4-9 H 12-14" x W 12-14" June-Sept gold/orange  
Compact plants with a tidy, mounded habit and larger flowers with a longer bloom period. Golden yellow flowers with bronze red centers. P1316 #1 cont. \$9.99 **NEW! AVAIL 5/15**

## Coreopsis x 'Baluptowed'

### [Uptick™ Yellow & Red Coreopsis PP28,865](#) ○◎

Zone 4-9 H 12-14" x W 12-14" June-Sept yellow/red  
Compact plants with a tidy, mounded habit and larger flowers with a longer bloom period. Sunny yellow flowers with dark red centers. P1318 #1 cont. \$9.99 **NEW! AVAIL 5/15**

## Coreopsis verticillata 'Zagreb'

### [Zagreb Coreopsis](#) ○

Zone 3-9 H 14-16" x W 14-18" June-Oct golden yellow  
Upright grower bears sparkling golden blooms from June until frost. Drought tolerant and hardy. P1330 #1 cont. \$9.99

## Cornus | Bunchberry

### Cornus canadensis

#### [Bunchberry Dogwood](#) ◎

Zone 2-7 H 6-8" x W 12-15" May-June white  
A low spreading groundcover featuring whorls of deep green leaves that produce large white flowers in spring and bright red berries in fall. Foliage turns deep red in fall. P1355 #1 cont. \$19.99

## Delosperma | Ice Plant

### Delosperma cooperi 'Delmara Fuchsia'

#### [Delmara™ Fuchsia Ice Plant](#) ○

Zone 4-9 H 4-6" x W 12-18" June-Aug fuchsia  
Fuchsia red flowers have a large yellow eye. Drought tolerant, succulent foliage continuously produces the electric blooms from late spring to fall. P1360 #1 cont. \$10.99 **NEW! AVAIL 5/15**

### Delosperma cooperi 'Delmara Pink'

#### [Delmara™ Pink Ice Plant](#) ○

Zone 4-9 H 4-6" x W 12-18" June-Aug pink  
Neon pink flowers with a yellow eye. Drought tolerant, succulent foliage is continuously covered in the electric blooms from late spring to fall. P1362 #1 cont. \$10.99 **NEW! AVAIL 5/15**

### Delosperma cooperi 'Jewel of Desert Garnet'

#### [Jewel of Desert Garnet Ice Plant PP23,471](#) ○

Zone 5-9 H 4-6" x W 10-12" June-Sept red  
Bright, neon red flowers pop from the lush, succulent, evergreen foliage. Continuous bloom make it a great addition to containers also. P1365 #1 cont. \$9.99

### Delosperma x 'John Proffitt'

#### [Table Mountain™ Ice Plant](#) ○

Zone 4-9 H 2-3" x W 12-24" June-Sept fuchsia  
Bright fuchsia flowers bloom all summer. Succulent foliage is heat and drought tolerant. P1370 #1 cont. \$9.99

○ = Full Sun ◎ = Part Shade ● = Shade loving



## Delphinium | Larkspur

A classic cottage garden perennial in gorgeous shades of white, blue, purple, and rose. This plant thrives in well-drained soil and will re-bloom dependably in fall if cut back after the first bloom.

### Delphinium elatum 'Aurora Blue'

#### [Aurora™ Blue Delphinium](#) ○◎

Zone 3-7 H 3-4' x W 16-20" June & Sept blue  
Blue flowers with white centers are held close to the stem creating a solid spike of color.  
P1375 #1 cont. \$9.99

### Delphinium elatum 'Aurora Deep Purple'

#### [Aurora™ Deep Purple Delphinium](#) ○◎

Zone 3-7 H 3-4' x W 16-20" June & Sept deep purple  
Deep purple flowers with a white eye are borne on large flower stalks.  
P1378 #1 cont. \$9.99

### Delphinium elatum 'Aurora Lavender'

#### [Aurora™ Lavender Delphinium](#) ○◎

Zone 3-7 H 3-4' x W 16-20" June & Sept lavender  
Soft lavender flowers on dark green foliage produce an attractive display in summer.  
P1380 #1 cont. \$9.99

### Delphinium elatum 'Aurora White'

#### [Aurora™ White Delphinium](#) ○◎

Zone 3-7 H 3-4' x W 16-20" June & Sept white  
Pure white flowers are held close to the stem, forming a solid tower of color and creating a magnificent display.  
P1382 #1 cont. \$9.99

### Delphinium elatum 'Delphina Dark Blue Black Bee'

#### [Delphina™ Dark Blue Black Bee Delphinium](#) ○◎

Zone 4-8 H 14-18" x W 6-10" June & Sept dark blue  
Compact plants with improved branching producing vibrant dark blue double flowers with dark centers.  
P1384 #1 cont. \$9.99

**NEW! AVAIL 5/15**

### Delphinium elatum 'Delphina Dark Blue White Bee'

#### [Delphina™ Dark Blue White Bee Delphinium](#) ○◎

Zone 4-8 H 14-18" x W 10-16" June & Sept dark blue/white  
Compact plants with improved branching producing deep purple blue double flowers with white centers.  
P1386 #1 cont. \$9.99

**NEW! AVAIL 5/15**

### Delphinium elatum 'Delphina Light Blue White Bee'

#### [Delphina™ Light Blue White Bee Delphinium](#) ○◎

Zone 4-8 H 14-18" x W 14-18" June & Sept light blue  
Compact plants with improved branching producing stunning sky blue double flowers with white centers.  
P1388 #1 cont. \$9.99

**NEW! AVAIL 5/15**

### Delphinium elatum 'Delphina Rose White Bee'

#### [Delphina™ Rose White Bee Delphinium](#) ○◎

Zone 4-8 H 14-18" x W 14-18" June & Sept rose pink  
Compact plants with improved branching producing gorgeous dusty rose flowers with white centers.  
P1390 #1 cont. \$9.99

**NEW! AVAIL 5/15**

### Delphinium elatum 'Guardian Blue'

#### [Guardian Blue Delphinium](#) ○◎

Zone 3-7 H 30-40" x W 18-24" June & Sept blue  
Low mounding clumps of deeply lobed foliage send up showy 3-4 foot flower spikes of double, bright blue flowers with white centers. Cut back old blooms to encourage a second bloom.  
P1392 #1 cont. \$9.99


### Delphinium elatum 'Magic Fountain Dark Blue/Dark Bee'

#### [Magic Fountain Dark Blue Delphinium](#) ○◎

Zone 3-7 H 30-36" x W 18-24" June & Sept dark blue  
A compact hybrid from the Magic Fountain series with dark blue flowers and dark centers. No staking required.  
P1465 #1 cont. \$9.99



Aurora™ Blue Delphinium




Aurora™ Deep Purple Delphinium




Aurora™ Lavender Delphinium



Aurora™ White Delphinium



Delphina™ Dark Blue Black Bee Delphinium



Delphina™ Dark Blue White Bee Delphinium



Delphina™ Light Blue White Bee Delphinium



Delphina™ Rose White Bee Delphinium



Guardian Blue Delphinium



Magic Fountain Dark Blue Delphinium

○= Full Sun ◎= Part Shade ●= Shade loving

Gertens: P: 651.450.1501 | F: 651.239.1316 | E: questions@gertens.com | W: gertens.com  
Landscape Project Desk P: 651.239.1315 \*Prices, sizes and availability are subject to change.


# PERENNIALS



Magic Fountain Lilac Pink Delphinium



Magic Fountains Sky Blue White Bee Delphinium



Red Lark Delphinium



Blue Mirror Delphinium



American Pie™ Bumbleberry Pie Dianthus



American Pie™ Georgia Peach Pie Dianthus




Constant Beauty® Crush Burgundy Dianthus



Constant Beauty® Crush Orange Dianthus



Constant Beauty® Red Dianthus



Constant Beauty® White Dianthus

## Delphinium elatum 'Magic Fountain Lilac Pink'

### [Magic Fountain Lilac Pink Delphinium](#) ○◎

Zone 3-7 H 30-36" x W 18-24" June & Sept pink

A compact hybrid from the Magic Fountain series with lilac pink flowers. No staking required.

P1470 #1 cont. \$9.99

## Delphinium 'Magic Fountains Sky Blue White Bee'

### [Magic Fountains Sky Blue White Bee Delphinium](#) ○◎

Zone 3-8 H 30-36" x W 18-24" June & Sept light blue

Light blue flowers with white centers on a compact habit. No staking required.

P1475 #1 cont. \$9.99

## Delphinium x 'Red Lark'

### [Red Lark Delphinium PP29,761](#) ○◎

Zone 3-8 H 24-28" x W 15-18" June & Sept coral red

Compact plants produce stunning coral red flowers on a large, full spike.

P1400 #1 cont. \$26.99

**NEW! AVAIL 6/15**

## Delphinium grandiflorum 'Blue Mirror'

### [Blue Mirror Delphinium](#) ○◎

Zone 3-7 H 16-18" x W 12-15" June-July marine blue

A generous bloomer with a bushy habit and bright marine blue flowers.

P1498 #1 cont. \$9.99

## Dianthus | Pinks

Prized by gardeners, Pinks are great for borders, rock gardens, and spilling over walls. Prefer well-drained, alkaline soil. Form dense carpets or tufted mounds of blue-green foliage, single or double flowers in a wide range of colors. Deadhead for even more bloom.

## Dianthus 'Wp15 Pie54'

### [American Pie™ Bumbleberry Pie Dianthus PP30,245](#) ○◎

Zone 5-9 H 10-12" x W 10-12" May-Sept deep pink

Glowing rose pink flowers have a deep red center. The brilliant blooms are held by sturdy stems.

P1502 #1 cont. \$9.99

## Dianthus 'Wp15 Pie45'

### [American Pie™ Georgia Peach Pie Dianthus PP29,900](#) ○◎

Zone 5-9 H 10-12" x W 10-12" May-Sept light pink

Light pink flowers have amazing coral centers. The lovely blooms are well supported by strong, sturdy stems.

P1504 #1 cont. \$9.99

## Dianthus 'DDTBW13-0'

### [Constant Beauty® Crush Burgundy Dianthus PPAF](#) ○◎

Zone 4-9 H 6-9" x W 8-10" May-Sept burgundy/white

Rich burgundy red, double flowers with a light pink picotee edge on a tidy plant growth habit. Good flowering even during the heat of the summer.

P1508 #1 cont. \$10.99

## Dianthus 'DDTOW14-0'

### [Constant Beauty® Crush Orange Dianthus PPAF](#) ○◎

Zone 4-8 H 4-6" x W 8-10" May-Sept orange/white

Double flowers are orange with a stunning white border on each petal. Good flowering even during the heat of the summer.

P1510 #1 cont. \$10.99

## Dianthus 'DDTRE04-1'

### [Constant Beauty® Red Dianthus PPAF](#) ○◎

Zone 4-8 H 4-6" x W 8-10" May-Sept red

Vibrant red, double flowers with a tidy plant growth habit. Good flowering even during the heat of the summer.

P1513 #1 cont. \$10.99

## Dianthus 'DDTDW09-0'

### [Constant Beauty® White Dianthus PPAF](#) ○◎

Zone 4-8 H 4-6" x W 8-10" May-Sept white

Pure snow white, double flowers on a neat, compact habit. Good flowering even during the heat of the summer.

P1516 #1 cont. \$10.99

○ = Full Sun   ◎ = Part Shade   ● = Shade loving

Gertens: P: 651.450.1501 | F: 651.239.1316 | E: questions@gertens.com | W: gertens.com  
Landscape Project Desk P: 651.239.1315 \*Prices, sizes and availability are subject to change.



**Dianthus 'DCARA06-0'**

**Constant Cadence® Raspberry Dianthus PPAF**⊙⊙

Zone 4-8 H 4-6" x W 8-10" May-Sept deep pink  
 Deep raspberry pink, double flowers with a uniform, tidy plant habit.  
 Continuously produces blooms throughout the season.  
 P1520 #1 cont. \$10.99

**Dianthus 'DCASA07-0'**

**Constant Cadence® Salmon Dianthus PPAF**⊙⊙

Zone 4-8 H 4-6" x W 8-10" May-Sept light pink  
 Light salmon pink, double flowers with a uniform, tidy plant habit.  
 Continuously produces blooms throughout the season.  
 P1522 #1 cont. \$10.99

**Dianthus 'WP10SAB06'**

**Early Bird™ Chili Dianthus PP24.363**⊙⊙

Zone 4-9 H 6-8" x W 8-10" May-Aug coral red  
 Double, dark coral red blossoms are produced on blue green foliage. Earlier  
 flowering along with a pleasing spicy fragrance add to this plant's charm.  
 P1528.2 #1 cont. \$9.99

**Dianthus 'KLEDG11143'**

**Everlast™ Burgundy Blush Dianthus PP23.150**⊙⊙

Zone 5-9 H 8-12" x W 10-14" May-Sept burgundy/light pink  
 A nearly continuous display of double, burgundy flowers edged with pink.  
 Produces an explosion of color in spring followed by a lesser bloom in  
 midsummer, increasing again in late summer as the nights cool.  
 P1590 #1 cont. \$9.99 **NEW! AVAIL 5/15**

**Dianthus 'KLEDG10117'**

**Everlast™ Lavender Eye Dianthus PP23.330**⊙⊙

Zone 4-9 H 10-12" x W 12-15" May-Sept lavender pink  
 A nearly continuous display of semi double, lavender pink blooms with a  
 small burgundy eye. Produces an explosion of color in spring followed by  
 lesser bloom in summer, increasing again in late summer as the nights cool.  
 P1595 #1 cont. \$9.99

**Dianthus 'KLEDG10119'**

**Everlast™ Orchid Dianthus PP23.364**⊙⊙

Zone 4-9 H 8-12" x W 12-15" May-Sept orchid pink  
 A nearly continuous display of double, rich orchid pink blooms. Produces  
 an explosion of color in spring followed by a lesser bloom in midsummer,  
 increasing again in late summer as the nights cool.  
 P1605 #1 cont. \$9.99

**Dianthus 'KLEDG10116'**

**Everlast™ White Eye Dianthus PP23.363**⊙⊙

Zone 4-9 H 8-12" x W 12-15" May-Sept white/pink eye  
 A nearly continuous display of semi double white flowers stunningly accented  
 by the splash of a bright pink eye. Produces an explosion of color in spring  
 followed by a lesser bloom in midsummer, increasing again in late summer  
 as the nights cool.  
 P1610 #1 cont. \$9.99

**Dianthus gratianopolitanus 'Feuerhexe'**

**Firewitch Dianthus**⊙⊙

Zone 4-9 H 6-8" x W 12-15" June-Sept magenta  
 2006 Perennial Plant of the Year. Slightly fringed, magenta flowers on dense  
 blue-green foliage. Remove spent flowers to keep this beauty blooming all  
 summer long on the hardy, durable plants.  
 P1570 #1 cont. \$9.99

**Dianthus superbus 'Holkahori'**

**Kahori® Dianthus PPAF**⊙⊙

Zone 3-8 H 6-8" x W 10-12" June-Sept pink  
 Resilient, hardy plants produce very fragrant, bright pink flowers in late spring  
 through summer.  
 P1533.7 #1 cont. \$9.99

**Dianthus superbus 'Holkahoripink'**

**Kahori Pink® Dianthus PP28.557**⊙⊙

Zone 3-8 H 6-8" x W 10-12" June-Sept lilac pink  
 Extremely fragrant, lilac pink flowers are produced in a summer long display  
 on hardy, gray green foliage.  
 P1534 #1 cont. \$9.99




Constant Cadence® Raspberry Dianthus



Constant Cadence® Salmon Dianthus



Early Bird™ Chili Dianthus



Everlast™ Burgundy Blush Dianthus



Everlast™ Lavender Eye Dianthus




Everlast™ Orchid Dianthus




Everlast™ White Eye Dianthus



Firewitch Dianthus



Kahori® Dianthus




Kahori Pink® Dianthus


○= Full Sun ⊙= Part Shade ●= Shade loving




# PERENNIALS



Kahori Scarlet® Dianthus



Mountain Frost™ Red Garnet Dianthus



Neon Star Dianthus



Scent First® Coral Reef Dianthus



Scent First® Coconut Surprise Dianthus



Scent First® Passion Dianthus



Star Single™ Fire Star Improved Dianthus



Golden Hearts Bleeding Heart



King of Hearts Bleeding Heart



Luxuriant Bleeding Heart

**Dianthus superbus 'Holkahoriscarlet'**  
[Kahori Scarlet® Dianthus PP28,558](#) ○●

Zone 3-7 H 6-8" x W 10-12" June-Sept scarlet  
 Hardy, persistent plants bear a profusion of fragrant, bright scarlet flowers with a small white eye. Excellent bloom production through the summer and fall.  
 P1534.5 #1 cont. \$9.99

**Dianthus 'KonD1335K1'**  
**Mountain Frost™ Red Garnet Dianthus PP32,362** ○●

Zone 4-9 H 6-10" x W 10-14" June-Sept red  
 Compact, silver-blue foliage produces single, red flowers with overlapping petals.  
 P1620 #1 cont. \$9.99 **NEW! AVAIL 5/15**

**Dianthus 'Neon Star'**  
[Neon Star Dianthus PP14,549](#) ○●

Zone 3-9 H 6-8" x W 12-15" June-Sept pink  
 2" single, bright, glowing, neon pink flowers. Fragrant. Vigorous growing, silver gray foliage.  
 P1535 #1 cont. \$9.99

**Dianthus 'WP07OLDRICE'**  
[Scent First® Coral Reef Dianthus PP19,660](#) ○●

Zone 5-9 H 8-10" x W 10-14" May-Sept coral pink  
 Very attractive coral pink petals are outlined with a distinct white edge. Compact, gray-green foliage continuously produces the exquisitely fragrant, double flowers.  
 P1528.3 #1 cont. \$9.99

**Dianthus 'WP05 Yves'**  
[Scent First® Coconut Surprise Dianthus PP18,828](#) ○●

Zone 5-9 H 8-10" x W 10-14" May-Sept white/burgundy  
 Dense, blue-green foliage produces a profusion of beautiful white blooms with burgundy red centers. The double flowers were bred for an increased fragrance.  
 P1528.5 #1 cont. \$9.99

**Dianthus 'WP Passion'**  
[Scent First® Passion Dianthus PP20,440](#) ○●

Zone 5-9 H 8-12" x W 10-14" May-Sept red  
 Beautifully fragrant, bright red flowers are produced freely above blue-green foliage. The large double flowers resemble miniature roses.  
 P1528.6 #1 cont. \$9.99

**Dianthus x 'Wp20 PPA01'**  
**Star Single™ Fire Star Improved Dianthus PP33,421** ○●

Zone 5-9 H 5-7" x W 5-7" June-Sept red  
 An improved 'Fire Star' with increased flower production and a more compact form. Vivid red flowers with a darker eye.  
 P1533 #1 cont. \$9.99 **NEW! AVAIL 5/15**

## Dicentra | Bleeding Heart

The old-fashioned bleeding heart is an elegant, shrub-like perennial with arching blue-green foliage and strands of pink & white 'hearts'. Adequate moisture will prevent summer dormancy. The dwarf fernleaf Dicentra bloom most of the season. Avoid wet soils.

**Dicentra spectabilis 'Golden Hearts'**  
[Golden Hearts Bleeding Heart](#) ○●

Zone 3-8 H 18-24" x W 18-24" June-July rosy-pink  
 Stunning spring color with brilliant gold foliage and rosy-pink, heart shaped flowers dangling from arching stems.  
 P1715 #1 cont. \$19.99  
 P1716 #2 cont. \$21.99

**Dicentra 'King of Hearts'**  
[King of Hearts Bleeding Heart](#) ○●

Zone 3-7 H 10-12" x W 12-14" May-Aug dark rose  
 Finely cut, soft silvery blue foliage and dark rose, heart-shaped flowers. Good sun tolerance and long bloom time.  
 P1680 #1 cont. \$12.99

**Dicentra formosa 'Luxuriant'**  
[Luxuriant Bleeding Heart](#) ○●

Zone 3-8 H 12-16" x W 14-18" May-Aug reddish pink  
 An everblooming, lacy leafed plant with reddish pink flowers. Good sun and heat tolerance.  
 P1690 #1 cont. \$12.99

○= Full Sun ●= Part Shade ●= Shade loving



**Dicentra spectabilis**

**Old Fashioned Bleeding Heart** ☉●

Zone 3-8 H 30-36" x W 30-36" May-June pink & white  
Old fashioned bleeding heart with heart shaped, pink and white flowers.  
P1700 #2 cont. \$19.99

**Dicentra spectabilis 'Alba'**

**Old Fashioned White Bleeding Heart** ☉●

Zone 3-8 H 24-30" x W 24-30" May-June white  
Lovely arching stems covered with pendulous, white, heart-shaped flowers.  
P1710 #2 cont. \$19.99

**Dicentra spectabilis 'Hordival'**

**Valentine® Bleeding Heart PP22.739** ☉●

Zone 3-8 H 30-36" x W 30-36" May-June red  
Red flowers suspended from red tinged stems are produced freely in the spring. Foliage has a reddish cast.  
P1720 #2 cont. \$21.99

**Digitalis | Foxglove**

Foxgloves form narrow clumps and produce the familiar, beautiful flower spikes. Culturally, they do best when protected from afternoon sun and given adequate moisture. However, good drainage in winter and spring is essential.

**Digitalis purpurea 'Dalmation Peach'**

**Dalmation Peach Foxglove** ○●

Zone 4-9 H 16-20" x W 12-14" June-July peach  
Compact, uniform plants are well branched, producing a multitude of peach flowers with light pink spots.  
P1751 #1 cont. \$9.99

**Digitalis purpurea 'Dalmation Purple'**

**Dalmation Purple Foxglove** ○●

Zone 4-9 H 16-20" x W 12-14" June-July purple  
Compact, uniform plants are well branched, producing a multitude of purple flowers with red spots.  
P1752 #1 cont. \$9.99

**Digitalis purpurea 'Dalmation Rose'**

**Dalmation Rose Foxglove** ○●

Zone 4-9 H 16-20" x W 12-14" June-July rose  
Compact, uniform plants are well branched, producing a multitude of lavender rose flowers with red spots.  
P1753 #1 cont. \$9.99

**Echinacea | Coneflower**

Naturally long blooming, these undemanding native plants produce masses of large flowers in a wide variety of colors. Long-lived and easy to grow, they combine well with grasses as well as other perennials.

**Echinacea 'Aloha'**

**Aloha Coneflower PP23.525** ○●

Zone 4-9 H 28-34" x W 18-24" July-Sept yellow  
Unique, melon yellow flowers have strongly horizontal petals. With the coppery orange cone, it makes an excellent cut flower. Shows good branching producing abundant, long blooming flowers.  
P1755 #1 cont. \$16.99

**Echinacea 'Red Ombre'**

**Artisan™ Red Ombre Coneflower** ○●

Zone 4-9 H 12-16" x W 18-24" July-Sept red shades  
A seed propagated variety that produces plants with flowers in a range of red shades on compact statures.  
P1760 #1 cont. \$10.99

**Echinacea 'PAS1308374'**

**Artisan™ Soft Orange Coneflower** ○●

Zone 4-9 H 24-28" x W 18-24" July-Sept orange  
A seed propagated hybrid cultivar that produces bright orange flowers on well branched plants. Flowers lighten to soft orange as they age.  
P1762 #1 cont. \$10.99 **NEW! AVAIL 5/15**

**Echinacea 'Cheyenne Spirit'**

**Cheyenne Spirit Coneflower** ○●


Zone 4-9 H 22-30" x W 18-24" July-Sept white to red  
A seed propagated cultivar that produces flowers in a range of colors from white to yellow to orange and red. Heights vary between individual plants and flower colors. Well branched plants produce an abundance of flowers. One color per pot.  
P1767 #1 cont. \$9.99




Old Fashioned Bleeding Heart



Old Fashioned White Bleeding Heart




Valentine® Bleeding Heart



Dalmation Peach Foxglove



Dalmation Purple Foxglove



Dalmation Rose Foxglove



Aloha Coneflower



Artisan™ Red Ombre Coneflower



Artisan™ Soft Orange Coneflower



Cheyenne Spirit Coneflower

○= Full Sun ☉= Part Shade ●= Shade loving




# PERENNIALS



Dark Shadows™ Wicked Coneflower



Double Scoop™ Bubble Gum Coneflower



Double Scoop™ Cranberry Coneflower



Double Scoop™ Mandarin Coneflower




Double Scoop™ Orangeberry Coneflower



Firebird Coneflower



Double Scoop™ Raspberry Coneflower



Glowing Dream Coneflower



Kismet® Intense Orange Coneflower



Kismet® Raspberry Coneflower



Kismet® Red Coneflower

## Echinacea 'TNECHDSW'

### Dark Shadows™ Wicked Coneflower PPAF ○

Zone 4-9 H 12-16" x W 12-16" July-Sept pink

Bright, watermelon pink flowers complemented superbly by dark chocolate brown cones and stems. The upright, dense habit displays the beautiful flowers perfectly.

P1768 #1 cont. \$16.99

## Echinacea 'Balscblum'

### Double Scoop™ Bubble Gum Coneflower PP23.103○◎

Zone 4-9 H 22-26" x W 18-24" July-Sept pink

Hardy, well branched plants produce abundant beautiful pink double blooms. Semi-compact plant habit.

P1837 #1 cont. \$14.99

## Echinacea 'Balscanery'

### Double Scoop™ Cranberry Coneflower PP24.769○◎

Zone 4-9 H 24-26" x W 16-22" July-Sept red

Vigorous, well branched plants produce fragrant, cranberry red double flowers. P1838 #1 cont. \$14.99

## Echinacea 'Balscandin'

### Double Scoop™ Mandarin Coneflower PP26.640○◎

Zone 4-9 H 22-26" x W 18-24" July-Sept orange

Hardy, well branched plants produce abundant beautiful orange double blooms. Semi-compact plant habit.

P1839 #1 cont. \$14.99

## Echinacea 'Balscoberr'

### Double Scoop™ Orangeberry Coneflower PP23.145○◎

Zone 4-9 H 22-26" x W 18-24" July-Sept orange/pink

The double flowers provide a delightful combination of orange, pink, and corals. Excellent branching produces a plethora of blooms.

P1840 #1 cont. \$14.99

## Echinacea 'Balsceras'

### Double Scoop™ Raspberry Coneflower PP23.117○◎

Zone 4-9 H 22-26" x W 18-24" July-Sept raspberry red

Hardy, well branched plants produce abundant beautiful raspberry red double blooms. Semi-compact plant habit.

P1841 #1 cont. \$14.99

## Echinacea 'Firebird'

### Firebird Coneflower PP22.775○◎

Zone 4-8 H 16-18" x W 18-24" July-Sept red

Compact plants produce fiery orange red flowers with strongly reflexed petals. Wonderfully fragrant, long lasting blooms. Exhibits good hardiness.

P1851 #1 cont. \$16.99

## Echinacea 'Glowing Dream'

### Glowing Dream Coneflower PP24.329○◎

Zone 4-9 H 18-24" x W 16-20" July-Sept pink

A long blooming, compact cultivar with glowing, watermelon coral flowers. Heavy branching produces loads of the irresistible blooms.

P1775 #1 cont. \$16.99

## Echinacea 'TNECHKIO'

### Kismet® Intense Orange Coneflower PP28.769○◎

Zone 4-9 H 14-18" x W 18-24" July-Sept orange

Compact plants deliver an enormous display of brilliant, orange blooms over an extended bloom period from early summer until frost. Strong stems display the gorgeous flowers perfectly.

P1843 #1 cont. \$14.99

## Echinacea 'TNECHKR'

### Kismet® Raspberry Coneflower PP28.768○◎

Zone 4-9 H 14-18" x W 18-24" July-Sept raspberry pink

Compact plants deliver an enormous display of brilliant, raspberry pink blooms over an extended bloom period from early summer until frost. Strong stems display the gorgeous flowers perfectly.

P1844 #1 cont. \$14.99

## Echinacea 'TNECHKRD'

### Kismet® Red Coneflower PP29.743○◎

Zone 4-9 H 14-18" x W 18-24" July-Sept red

Compact plants deliver an enormous display of brilliant, fiery red blooms over an extended bloom period from early summer until frost. Strong stems display the gorgeous flowers perfectly.

P1845 #1 cont. \$14.99

○ = Full Sun   ◎ = Part Shade   ● = Shade loving



**Echinacea 'TNECHKY'**

**Kismet® Yellow Coneflower PP29,922** ○◎

Zone 4-9 H 14-18" x W 18-24" July-Sept yellow  
Compact plants deliver an enormous display of brilliant, canary yellow blooms over an extended bloom period from early summer until frost. Strong stems display the gorgeous flowers perfectly.  
P1847 #1 cont. \$14.99



Kismet® Yellow Coneflower



Magnus Coneflower

**Echinacea purpurea 'Magnus'**

**Magnus Coneflower** ○◎

Zone 3-9 H 24-30" x W 16-20" July-Sept deep rose  
1998 Perennial Plant of the Year. Deep rose flowers with non-reflexed petals.  
P1800 #1 cont. \$9.99



Maui Sunshine Coneflower



Mellow Yellows Coneflower

**Echinacea 'Maui Sunshine'**

**Maui Sunshine Coneflower PP22,808** ○◎

Zone 4-8 H 24-30" x W 18-24" July-Sept yellow  
Large bright yellow flowers are complemented beautifully by the golden orange cones and a delightful fragrance.  
P1852.2 #1 cont. \$16.99

**Echinacea 'Mellow Yellows'**

**Mellow Yellows Coneflower** ○◎

Zone 4-8 H 24-30" x W 16-20" July-Sept yellow  
A seed variety producing yellow blooms that start out a deep mango and mature to a creamy light yellow. Good vigor and abundant flower production.  
P1801 #1 cont. \$9.99 **NEW! AVAIL 5/15**

**Echinacea purpurea 'Merlot'**

**Merlot Coneflower PP18,814** ○◎

Zone 4-9 H 24-30" x W 18-24" July-Sept magenta  
'Merlot' grows on thick, distinctive, dark wine red stems clad with dark green leaves. Large daisy-like flowers with rich, vibrant, rose pink rays and orange-bronze central cones.  
P1802 #1 cont. \$16.99



Merlot Coneflower



Moab Sunset Coneflower

**Echinacea 'Moab Sunset'**

**Moab Sunset Coneflower PPAF** ○◎

Zone 4-9 H 16-18" x W 16-20" July-Sept orange  
Compact, well branched plants produce large, intensely orange red double flowers. Long lasting flowers hold their color well.  
P1854 #1 cont. \$16.99



Powwow® White Coneflower



Powwow® Wild Berry Coneflower

**Echinacea purpurea 'PAS702918'**

**Powwow® White Coneflower** ○◎

Zone 3-8 H 20-22" x W 18-24" July-Sept white  
Pure white flowers with yellow cones are produced on compact free flowering plants.  
P1803 #1 cont. \$9.99

**Echinacea purpurea 'PAS702917'**

**Powwow® Wild Berry Coneflower** ○◎

Zone 3-8 H 20-24" x W 18-24" July-Sept rose purple  
Stocky, robust plants produce loads of fragrant, deep purple pink flowers on strong stems. Flowers hold their color very well as they age.  
P1803.5 #1 cont. \$9.99



Prairie Splendor™ Coneflower



Ruby Star Coneflower

**Echinacea purpurea 'Prairie Splendor'**

**Prairie Splendor™ Coneflower** ○◎

Zone 3-9 H 18-22" x W 18-24" July-Sept purple  
Earlier bloom time and an extended fall bloom period, this variety produces 4-6 inch purple flowers on relatively short, compact plants.  
P1804 #1 cont. \$9.99

**Echinacea purpurea 'Rubinstern'**

**Ruby Star Coneflower** ○◎

Zone 4-9 H 30-36" x W 18-24" July-Sept carmine red  
Large, showy carmine red flowers with stiff petals in a seed propagated variety.  
P1805 #1 cont. \$9.99



Sombrero® Adobe Orange Coneflower

**Echinacea 'Balsomador'**

**Sombrero® Adobe Orange Coneflower PP26,639** ○◎

Zone 4-8 H 18-20" x W 18-24" July-Sept orange  
Sturdy, well branched plants produce a profusion of rich, orange flowers starting in midsummer. Chestnut brown cones complement the bright orange petals.  
P1805.2 #1 cont. \$14.99

○= Full Sun ◎= Part Shade ●= Shade loving



# PERENNIALS



Sombbrero® Baja Burgundy Coneflower



Sombbrero® Fiesta Orange Coneflower



Sombbrero® Granada Gold Coneflower



Sombbrero® Hot Coral Coneflower



Sombbrero® Lemon Yellow Coneflower



Sombbrero® Salsa Red Coneflower



Sombbrero® Sangrita Coneflower



Sunny Days™ Lemon Coneflower



Sunny Days™ Ruby Coneflower



Sweet Sandia Coneflower



White Swan Coneflower

## Echinacea 'Balsombabur'

### [Sombbrero® Baja Burgundy Coneflower PP28.162](#) ○◎

Zone 4-9 H 18-20" x W 18-24" July-Sept red  
Sturdy, well branched plants produce a profusion of rich, deep red flowers starting in midsummer. Red brown cones complement the bright red petals. P1805.4 #1 cont. \$14.99

## Echinacea 'Balsomstor'

### [Sombbrero® Fiesta Orange Coneflower PP33.170](#) ○◎

Zone 4-9 H 18-20" x W 18-24" July-Sept orange  
Sturdy, well branched plants produce a profusion of vibrant, deep orange flowers starting in midsummer. Orange brown cones blend perfectly in the semi double flowers. P1805.6 #1 cont. \$14.99

## Echinacea 'Balsomold'

### [Sombbrero® Granada Gold Coneflower PP30.115](#) ○◎

Zone 4-9 H 18-22" x W 20-24" July-Sept golden yellow  
Sturdy, well branched plants produce a profusion of bright, golden yellow flowers starting in midsummer. Golden yellow cones seamlessly blend with the decadent petals. P1805.7 #1 cont. \$14.99

## Echinacea 'Balsomcor'

### [Sombbrero® Hot Coral Coneflower PP23.097](#) ○◎

Zone 4-9 H 22-26" x W 18-24" July-Sept coral orange  
Sturdy, well branched plants produce a profusion of bright coral orange flowers starting in midsummer. Dark orange brown cones provides the perfect contrast to the rich coral and orange petals. P1806 #1 cont. \$14.99

## Echinacea 'Balsomemy'

### [Sombbrero® Lemon Yellow Coneflower PP24.768](#) ○◎

Zone 4-9 H 22-26" x W 18-24" July-Sept bright yellow  
Sturdy, well branched plants produce a profusion of vibrant yellow flowers starting in midsummer. Golden cones complement the bright yellow petals. P1807.5 #1 cont. \$14.99

## Echinacea 'Balsomsed'

### [Sombbrero® Salsa Red Coneflower PP23.105](#) ○◎

Zone 4-9 H 22-26" x W 18-24" July-Sept bright red  
Sturdy, well branched plants produce a profusion of bright red flowers starting in midsummer. Rich, red brown cones complement the bright red petals. P1808 #1 cont. \$14.99

## Echinacea 'Balsomanita'

### [Sombbrero® Sangrita Coneflower PP30.138](#) ○◎

Zone 4-9 H 18-20" x W 18-24" July-Sept red  
Sturdy, well branched plants produce a profusion of vibrant scarlet red flowers with burgundy red stems starting in midsummer. Red brown cones complement the amazing red blooms. P1812 #1 cont. \$14.99

## Echinacea 'TNECHSDL'

### [Sunny Days™ Lemon Coneflower PPAF](#) ○

Zone 4-9 H 18-22" x W 28-32" July-Sept yellow  
Exceptionally bright, lemon yellow double flowers on stiff, upright stems. Very heavy flowering on vigorous, mid sized plants. P1820 #1 cont. \$16.99

## Echinacea 'TNECHSDR'

### [Sunny Days™ Ruby Coneflower PPAF](#) ○

Zone 4-9 H 18-24" x W 18-24" July-Sept red  
Huge, bright ruby red flowers on stiff, stout stems. Mid sized, vigorous plants are prodigious producers of the non-fading double blooms. P1824 #1 cont. \$16.99

## Echinacea 'TNECHSS'

### [Sweet Sandia Coneflower PPAF](#) ○◎

Zone 4-9 H 18-24" x W 16-20" July-Oct green/rose pink  
A great bicolor boasting rose pink petals with each tip dipped in green chartreuse. Compact plants produce tons of showy flowers. P1857 #1 cont. \$16.99

## Echinacea purpurea 'White Swan'

### [White Swan Coneflower](#) ○◎

Zone 3-9 H 30-36" x W 18-24" July-Sept white  
Tall plants with pure white flowers. Great for cutting! P1830 #1 cont. \$9.99

○= Full Sun ◎= Part Shade ●= Shade loving

Gertens: P: 651.450.1501 | F: 651.239.1316 | E: [questions@gertens.com](mailto:questions@gertens.com) | W: [gertens.com](http://gertens.com)  
Landscape Project Desk P: 651.239.1315 \*Prices, sizes and availability are subject to change.



## Epimedium | Barrenwort

Quite possible the finest groundcover for partial & full shade. In spring, they produce starchy white, yellow, lavender, or red flowers. The handsome leaves are semi-evergreen; some varieties develop red foliage with cool weather conditions. Clump-forming or slow spreaders.

### Epimedium versicolor 'Sulphureum'

#### [Bicolor Epimedium](#) ☉●

Zone 3-8 H 10-12" x W 20-24" April-May light yellow  
Light yellow flowers on wiry stems in spring. Bronze tinged foliage in spring turns more intense reddish in the fall.  
P1865 #1 cont. \$16.99

### Epimedium x rubrum

#### [Red Epimedium](#) ☉●

Zone 4-8 H 10-12" x W 20-24" April-May ruby red  
Ruby red flowers and excellent red fall foliage color. Good groundcover option for dry shady areas.  
P1860 #1 cont. \$16.99



Bicolor Epimedium



Red Epimedium

## Euonymus | Wintercreeper

Useful evergreen groundcovers for any light exposure. Always neat and attractive in appearance.

### Euonymus fortunei 'Colorata'

#### [Purple Wintercreeper](#) ○

Zone 4-8 H 12-15" x W 30-36" June-July green & white foliage  
Shiny green leaves turn purple in the fall. One of the most popular evergreen groundcovers available today.  
P1885 10CELL/4" \$62.99



Purple Wintercreeper



Baby Joe Joe Pye Weed

## Eupatorium | Joe Pye Weed

A group of large, native perennials with showy flower heads that butterflies love. Most varieties perform best in moist soils with full sun. All form neat clumps that look great with ornamental grasses and black-eyed susans.

### Eupatorium 'Baby Joe'

#### [Baby Joe Joe Pye Weed PP20.320](#) ○●

Zone 3-9 H 24-30" x W 30-36" July-Sept fuchsia  
Smaller than most Joe Pye Weed varieties. This Eupatorium has fuchsia-colored flowers over bright green foliage. Compact plants show good vigor.  
P1898 #1/7" cont. \$14.99

### Eupatorium purpureum 'FLOREUPRE1'

#### [Euphoria™ Ruby Joe Pye Weed PP31.668](#) ○●

Zone 4-9 H 24-32" x W 24-28" July-Sept pink  
Compact plants flower earlier than most Joe Pye Weed varieties. Flowers are very attractive to pollinators.  
P1915 #1/7" cont. \$12.99

**NEW! AVAIL 5/15**



Euphoria™ Ruby Joe Pye Weed



Gateway Joe Pye Weed

### Eupatorium maculatum 'Gateway'

#### [Gateway Joe Pye Weed](#) ○●

Zone 3-9 H 4-6' x W 3-4' July-Sept maroon  
Large specimen plant with maroon flowers on reddish stems. Excellent for attracting pollinators.  
P1902 #1/7" cont. \$14.99

### Eupatorium dubium 'Little Joe'

#### [Little Joe Joe Pye Weed PP16.122](#) ○●

Zone 3-8 H 3-4' x W 2-3' July-Sept lavender  
A compact species of Joe Pye Weed that has dome-shaped heads of lavender pink flowers. This plant will tolerate some shade.  
P1905 #1/7" cont. \$14.99



Little Joe Joe Pye Weed



Phantom Joe Pye Weed

### Eupatorium 'Phantom'


#### [Phantom Joe Pye Weed PP18.354](#) ○●

Zone 4-8 H 3-5' x W 2-3' July-Sept rosy purple  
Beautiful dark burgundy stems and green, lance-shaped foliage, compact in stature. Dome shaped, rosy purple, fragrant flowers attract butterflies. Good for small gardens or pond edges.  
P1910 #1/7" cont. \$14.99

○= Full Sun ☉= Part Shade ●= Shade loving



# PERENNIALS



Bonfire Cushion Spurge



Cushion Spurge

## Euphorbia | Spurge

Showy, spreading or clumping perennials that bear colorful flower bracts. All contain a poisonous milky sap. Handsome foliage persists all season.

### Euphorbia polychroma 'Bonfire'

[Bonfire Cushion Spurge PP18,585](#) ○

Zone 4-9 H 12-15" x W 15-18" May-June yellow

A maroon foliage backdrop with bright yellow flowers makes this euphorbia a standout in the border or rock garden.

P1935 #1 cont. \$12.99

### Euphorbia polychroma

[Cushion Spurge](#) ○

Zone 4-9 H 12-18" x W 15-18" May-June sulfur yellow

A tidy mound of brilliant, sulfur yellow flowers in spring and red foliage in fall.

P1940 #1 cont. \$10.99

## Ferns

Ferns are valuable groundcover plants, usually for shaded areas, growing in clumps or spreading. Most require amply moisture. Some varieties, as noted, will tolerate sun.

### Athyrium niponicum 'Pictum'

[Japanese Painted Fern](#) ◎●

Zone 4-8 H 14-18" x W 18-24" June-July

2004 Perennial Plant of the Year. An exceptional silver green fern with reddish stems, a must for shade gardens.

P1980 #1 cont. \$10.99

### Athyrium x 'Ghost'

[Ghost Fern](#) ◎●

Zone 3-8 H 24-30" x W 18-24" June-July

Exceptionally silvery green fronds glow in the shade. Dark purple stems give the plants an upright habit.

P1985 #1 cont. \$10.99

### Athyrium 'Godzilla'

[Godzilla Fern](#) ◎●

Zone 3-8 H 30-36" x W 48-60" June-July

A monster sized version of Japanese Painted fern. Forms an arching clump of silvery fronds supported by dark purple stems. Stunning in a shady border when combined with large hostas or other large growing shade plants.

P1989 #1 cont. \$14.99

### Athyrium filix-femina

[Lady Fern](#) ○●

Zone 3-8 H 24-30" x W 18-24" June-July

A lovely, full, vase shaped plant that is fully sun tolerant. A North American native.

P1995 #1 cont. \$10.99

### Athyrium filix-femina 'Lady in Red'

[Lady in Red Fern](#) ◎●

Zone 4-8 H 24-30" x W 18-24" June-July

Colorful mint green lacy fronds accented with burgundy red stems. Red color intensifies with age.

P1998 #1 cont. \$10.99

### Adiantum pedatum

[American Maidenhair Fern](#) ◎●

Zone 3-8 H 12-15" x W 15-20" June-July

Finely textured fronds on reddish bronze stalks. Nice complement to hosta in a shade garden.

P2000 #1 cont. \$10.99

### Matteuccia struthiopteris

[Ostrich Fern](#) ○●

Zone 4-7 H 36-48" x W 24-36" July-Aug

Large, moisture loving fern whose fronds resemble ostrich feathers. Fully sun tolerant with sufficient water.

P2005 #1 cont. \$10.99

### Onoclea sensibilis

[Sensitive Fern](#) ○●

Zone 4-7 H 24-30" x W 18-24" June-July

This native plant is usually found in open, wet meadows to woodland edges. Can tolerate a wide range of soils. Does best in full shade. It gets its name because of its sensitivity to frost.

P2011 #1 cont. \$10.99



Japanese Painted Fern



Ghost Fern




Godzilla Fern



Lady Fern




Lady In Red Fern



American Maidenhair Fern



Ostrich Fern



Sensitive Fern

○= Full Sun ◎= Part Shade ●= Shade loving



**Osmunda regalis**

**American Royal Fern** ☉●

Zone 3-8 H 3-4' x W 2-3' June-July

Vase shaped clusters of soft leaves emerge pale pink, maturing to a sea green. Clusters of spore producing pinnae are held upright on the ends of the stems, giving the appearance of flowers.

P2015 #1 cont. \$10.99

**Osmunda cinammon**

**Cinnamon Fern** ☉●

Zone 3-9 H 3-4' x W 2-3' June-Aug

A large fern, forms a vase shaped clump of emerald green fronds with contrasting cinnamon brown, fertile spore bearing fronds.

P2020 #1 cont. \$10.99

**Gaillardia | Blanket Flower**

Bred from native prairie plants, Gaillardia is a long-blooming, highly ornamental perennial. Requiring full sun and good drainage, they combine well with Baptisia and Achillea. Heat and drought tolerant.

**Gaillardia aristata 'Arizona Apricot'**

**Arizona Apricot Gaillardia** ○

Zone 3-8 H 10-12" x W 12-16" June-Sept apricot/yellow

Compact plants have excellent branching, producing an abundance of apricot orange flowers with yellow tips. The bright green uniform plants produce flowers from early summer to fall.

P2037 #1 cont. \$9.99

**Gaillardia aristata 'Arizona Red Shades'**

**Arizona Red Shades Gaillardia** ○

Zone 3-8 H 12-14" x W 12-16" June-Sept crimson red/yellow

Compact grower with large crimson red flowers. Some flowers will have slightly yellow tips.

P2046 #1 cont. \$9.99

**Gaillardia aristata 'Arizona Sun'**

**Arizona Sun Gaillardia** ○

Zone 3-8 H 10-12" x W 12-16" June-Sept scarlet red/yellow

3" red and yellow flowers adorn short, compact plants. Drought tolerant when established.

P2047 #1 cont. \$9.99

**Gaillardia aristata 'Spintop Copper Sun'**

**Spintop Copper Sun Gaillardia PP32,215** ○

Zone 4-9 H 8-12" x W 12-16" June-Sept orange/yellow

Compact plants produce plentiful flowers with fluted petals. Petals are bicolor with coppery orange at the base and yellow at the tips.

P2070 #1 cont. \$9.99

**Gaillardia aristata 'Spintop Red'**

**Spintop™ Red Gaillardia PPAF** ○

Zone 4-9 H 8-12" x W 12-16" June-Sept red

Satiny red blooms with a darker red center. Compact plants are prolific bloomers.

P2075 #1 cont. \$10.99

**NEW! AVAIL 5/15**

**Gaillardia aristata 'Spintop Yellow Touch'**

**Spintop Yellow Touch Gaillardia PP29,206** ○

Zone 3-9 H 8-12" x W 12-16" June-Sept red

Bright red flowers with petals edged in yellow. Compact plants continuously produce blooms throughout the season.

P2032 #1 cont. \$9.99

**Gaillardia x grandiflora 'Mesa Bright Bicolor'**

**Mesa™ Bright Bicolor Gaillardia** ○

Zone 4-9 H 16-18" x W 16-20" June-Aug yellow/red center

Well branched, sturdy plants flower early in the season and remain in color throughout the summer. Flowers are yellow, with the base of the petals having a red band.

P2078 #1 cont. \$9.99

**Gaillardia x grandiflora 'Sunset Cutie'**

**Sunset Cutie Gaillardia PP26,970** ○

Zone 4-9 H 12-16" x W 12-16" June-Sept red/yellow

Large, full flowers are bright red with yellow petal tips. Flowers are consistently produced throughout the season on compact plants.

P2079 #1 cont. \$9.99



American Royal Fern



Cinnamon Fern



Arizona Apricot Gaillardia



Arizona Red Shades Gaillardia




Arizona Sun Gaillardia



Spintop™ Copper Sun Gaillardia



Spintop™ Red Gaillardia



Spintop™ Yellow Touch Gaillardia



Mesa™ Bright Bicolor Gaillardia



Sunset Cutie Gaillardia

○= Full Sun ☉= Part Shade ●= Shade loving



# PERENNIALS



Sweet Woodruff



Biokovo Geranium



Bevan's Variety Geranium



Dark Reiter Geranium



Johnson's Blue Geranium



Karmina Geranium



Magnificum Geranium



Max Frei Geranium



New Hampshire Purple Geranium

## Galium | Sweet Woodruff

An easy-to-grow groundcover for shaded sites with sprays of tiny white flowers in May and June. This perennial herb spreads well without invasiveness. Use as a shade groundcover to compliment larger, coarser shade plants such as Hosta or Rhododendrons.

### Galium odoratum

#### Sweet Woodruff ☉●

Zone 4-9 H 6-8" x W 10-12" May-June white

A vigorous groundcover for moist, shady areas. Tiny white star shaped flowers appear above a carpet of finely cut green leaves. Use for edging, to hide dying bulb foliage, or as an underplanting.

P2082 4"/10Tray \$52.90

## Geranium | Cranesbill

A very large diverse group of perennials for the border or as groundcovers with long-blooming, cupped flowers in many colors. Handsome foliage – some with red fall color – forms clumps or mats.

### Geranium cantabrigiense 'Biokovo'

#### Biokovo Geranium ☉☉

Zone 4-8 H 10-12" x W 12-18" June-July light pink

2015 Perennial Plant of the Year. An excellent groundcover with wonderfully fragrant foliage and white flowers tinged with palest pink. Foliage develops red fall color.

P2110 #1 cont. \$9.99

### Geranium macrorrhizum 'Bevan's Variety'

#### Bevan's Variety Geranium ☉☉

Zone 4-8 H 8-12" x W 18-24" June-July magenta

Pine scented foliage produces profuse amounts of bright magenta-flowers. Great ground cover. Foliage takes on red tones in the fall.

P2160 #1 cont. \$9.99

### Geranium pratense 'Dark Reiter'

#### Dark Reiter Geranium ☉☉

Zone 4-8 H 8-10" x W 12-14" June-July lilac blue

Very compact geranium with deeply divided, dark reddish-plum leaves and lilac-blue flowers. Blooms all summer, best in cool areas with consistent moisture.

P2161 #1 cont. \$12.99

### Geranium x 'Johnson's Blue'

#### Johnson's Blue Geranium ☉☉

Zone 4-8 H 15-18" x W 18-24" June-July bright blue

Easy to grow; bright blue flowers. Fall color is an orange-red.

P2155 #1 cont. \$10.99

### Geranium cantabrigiense 'Karmina'

#### Karmina Geranium ☉☉

Zone 4-8 H 10-12" x W 12-18" June-July pink

This low growing variety with rich raspberry pink flowers makes a stunning groundcover. Bright red fall color adds to its appeal.

P2115 #1 cont. \$9.99

### Geranium x magnificum

#### Magnificum Geranium ☉☉

Zone 3-8 H 16-18" x W 18-24" June-July violet blue

Violet blue flowers on upright, erect stems with deeply divided foliage which turns brilliant red in the fall.

P2157 #1 cont. \$10.99

### Geranium sanguineum 'Max Frei'

#### Max Frei Geranium ☉☉

Zone 3-8 H 8-12" x W 12-15" June-July magenta

Deep magenta flowers bloom all summer. Vigorous and compact grower maintains attractive foliage throughout the summer. Good red fall foliage.

P2175 #1 cont. \$12.99

### Geranium sanguineum 'New Hampshire Purple'

#### New Hampshire Purple Geranium ☉☉

Zone 4-8 H 12-16" x W 18-22" June-July purple red

Deep purple flowers on what some consider the finest purple flowering geranium. Good red fall foliage.

P2180 #1 cont. \$14.99

☉ = Full Sun ☉ = Part Shade ● = Shade loving

Gertens: P: 651.450.1501 | F: 651.239.1316 | E: questions@gertens.com | W: gertens.com  
Landscape Project Desk P: 651.239.1315 \*Prices, sizes and availability are subject to change.



**Geranium 'Rozanne'**

**Rozanne Geranium** ○◎

Zone 4-8 H 15-18" x W 24-30" June-July violet blue  
2.5" violet blue flowers; dark green foliage lightly marbled with chartreuse turns red in the fall. 2008 Perennial Plant of the Year.  
P2166 #1 cont. \$14.99

**Geranium x 'Tiny Monster'**

**Tiny Monster Geranium** ○◎

Zone 4-8 H 16-18" x W 24-30" June-Aug purple-pink  
Glowing pink flowers bloom continuously on vigorous and fast growing mounds of finely-cut green foliage. Excellent ground cover with a long bloom time.  
P2168 #1 cont. \$12.99

**Geum | Avens**

Geum perform well in moist, organic, but well-drained soil. Deadhead for extra bloom.

**Geum flora plena 'Blazing Sunset'**

**Blazing Sunset Geum** ○◎

Zone 5-9 H 20-24" x W 12-18" June-July scarlet red  
An exciting cultivar with larger, double flowers in stunning scarlet red. Makes for a good cut flower.  
P2240 #1 cont. \$9.99

**Geum 'Cosmopolitan'**

**Cocktails™ Cosmopolitan Geum PP24,982** ○◎

Zone 4-8 H 20-28" x W 16-20" June-July pink/cream  
Beautiful, eye catching, semi-double flowers are a blend of pink, rose and cream with ruffled petals. Sterile flowers enhance flower life and provide increased bloom time.  
P2276 #1 cont. \$12.99

**Geum chilense 'Double Bloody Mary'**

**Double Bloody Mary Geum** ○◎

Zone 4-8 H 14-16" x W 12-18" June-July blood red  
Semi-double, bright fire engine red blooms with ruffled petals in late spring. Ideal for borders or cutting, attracts butterflies.  
P2250 #1 cont. \$9.99

**Geum coccineum 'Koi'**

**Koi Geum** ○◎

Zone 5-7 H 8-12" x W 12-16" June-July orange/red  
Orange flowers in early to mid summer over a long period. Great for mixed or border gardens. Deer tend to leave it alone.  
P2260 #1 cont. \$9.99

**Geum triflorum**

**Prairie Smoke** ○◎

Zone 4-7 H 8-10" x W 12-16" May-July rose pink  
Native prairie flower has bell-shaped followed by feathery, pink seedheads over fernlike leaves. Great for borders, mass plantings or cutting.  
NR1405 3.5"/18Tray \$49.99  
P2275 #1 cont. \$9.99

**Geum 'TNGEUPP'**

**Pretticoats™ Peach Geum PP31,208** ○◎

Zone 5-9 H 10-14" x W 16-20" June-July peach pink  
Semi-double, peach colored flowers with darker petal edges and lighter centers. Reblooms well through the summer.  
P2276.4 #1 cont. \$14.99 **NEW! AVAIL 5/15**

**Geum chilense 'Red Dragon'**

**Red Dragon Geum** ○◎

Zone 4-7 H 12-18" x W 12-18" June-July scarlet red  
Double, bright scarlet red flowers usher in the start of summer.  
P2255 #1 cont. \$9.99 **NEW! AVAIL 5/15**

**Geum 'TNGEUTR'**

**Tempo™ Rose Geum PP31,209** ○◎

Zone 5-9 H 20-24" x W 12-16" June rose pink  
Rose pink flowers with a darker center are displayed on dark colored stems.  
P2276.7 #1 cont. \$14.99 **NEW! AVAIL 5/15**

**Geum x hybrida 'Totally Tangerine'**

**Totally Tangerine Geum PP22,041** ○◎

Zone 4-7 H 26-30" x W 16-20" June-July apricot/orange  
Very tall, strong stems bearing bright apricot to tangerine orange blooms. Attracts butterflies.  
P2280 #1 cont. \$10.99



Rozanne Geranium



Tiny Monster Geranium



Blazing Sunset Geum



Cocktails™ Cosmopolitan Geum



Double Bloody Mary Geum



Koi Geum



Prairie Smoke



Pretticoats™ Peach Geum



Tempo™ Rose Geum



Red Dragon Geum



Totally Tangerine Geum

○= Full Sun ◎= Part Shade ●= Shade loving



# PERENNIALS



Summer Sparkles® Baby's Breath



Mardi Gras Sneezeweed



Salud™ Embers Sneezeweed



Burning Hearts Heliopsis



Summer Nights Heliopsis



Summer Sun Heliopsis



Honeymoon® Rome in Red Lenten Rose



Honeymoon® Spanish Flare Lenten Rose

## Gypsophila | Baby's Breath

**Gypsophila 'ESM Chispa'**

[Summer Sparkles® Baby's Breath PP19,318](#) ○

Zone 3-8 H 24-28" x W 30-36" May-July white  
Compact, densely branched plants become a veil of white, semi double, fragrant flowers starting in late spring. Excellent for cut flowers and dried flowers.  
P2300 #1 cont. \$10.99

## Helenium | Helen's Flower, Sneezeweed

Helenium are North American natives related to sunflowers and rudbeckias. They are highly prized in Europe for their showy flowers—large daisies of yellow, orange, copper, and mahogany with fuzzy round pompom centers. Long blooming and excellent for cutting, Heleniums require full sun and adequate moisture.

**Helenium x 'Helbro'**

[Mardi Gras Sneezeweed PP15,124](#) ○

Zone 4-8 H 30-36" x W 18-24" July-Sept orange/red/yellow  
This plant produces a riot of multicolored yellow, orange, and red blooms for 6 to 8 weeks from late July to early September.  
P2333 #1 cont. \$12.99

**Helenium autumnale 'Balsuemb'**

[Salud™ Embers Sneezeweed PP30,617](#) ○

Zone 4-9 H 14-18" x W 12-18" July-Sept red/yellow  
Compact, well branched plants are covered with flowers from mid summer until fall. Flowers are red with yellow petal tips on this native selection.  
P2341 #1 cont. \$9.99

## Heliopsis | False Sunflower

This large refined native perennial provides masses of double yellow flowers nearly all summer. Provide with sun and good drainage for top performance.

**Heliopsis helianthoides var. scabra 'Burning Hearts'**

[Burning Hearts Heliopsis](#) ○◎

Zone 3-9 H 36-48" x W 12-18" July-Sept orange/yellow  
A striking selection boasting deep purple foliage and vibrant yellow flowers with an orange-red eye. Adaptable to soil different types or moisture levels as well as salt tolerant and deer and rabbit resistant.  
P2348 #2 cont. \$19.99

**Heliopsis helianthoides 'Summer Nights'**

[Summer Nights Heliopsis](#) ○

Zone 4-8 H 3-4' x W 2-3' July-Sept golden yellow  
Deep golden yellow flowers with mahogany centers are handsomely displayed among red tinged foliage on deep red stems. Vigorous grower.  
P2352 #2 cont. \$19.99

**Heliopsis helianthoides 'Summer Sun'**

[Summer Sun Heliopsis](#) ○

Zone 3-8 H 3-4' x W 2-3' July-Sept bright yellow  
3" daisy-like bright yellow flowers on bright green, disease resistant foliage.  
P2357 #2 cont. \$19.99

## Helleborus | Lenten Rose

The Hellebores are 'gourmet' evergreen perennials with glossy palmate leaves and large showy flowers of white, pink, lavender, rose, or purple in nodding clusters. Among the earliest spring bloomers, these plants require a careful setting in Minnesota. Best in shade to part shade protected from winter sun and winter wind. A very beautiful plant for woodland gardens. Species in general was the 2005 Perennial Plant of the Year.

**Helleborus 'Rome in Red'**

[Honeymoon® Rome in Red Lenten Rose](#) ◎●

Zone 4-9 H 18-24" x W 18-24" April-May dark red  
Early spring bloomer produces flowers in shades from rich maroon to wine red. The 3-4" flowers are produced in great abundance on mature plants.  
P2386 #1 cont. \$16.99

**Helleborus 'Spanish Flare'**

[Honeymoon® Spanish Flare Lenten Rose](#) ◎●

Zone 4-9 H 18-24" x W 18-24" April-May light yellow/maroon  
Early spring bloomer produces flowers in a unique color pattern of light yellow with a maroon red eye. The 3" flowers are produced in great abundance on mature plants.  
P2388 #1 cont. \$16.99

○ = Full Sun   ◎ = Part Shade   ● = Shade loving

Gertens: P: 651.450.1501 | F: 651.239.1316 | E: [questions@gertens.com](mailto:questions@gertens.com) | W: [gertens.com](http://gertens.com)  
Landscape Project Desk P: 651.239.1315 \*Prices, sizes and availability are subject to change.



**Helleborus 'Confetti Cake'**

**Wedding Party® Confetti Cake Lenten Rose** ☉●

Zone 4-9 H 18-24" x W 18-24" April-May white/burgundy  
 Early spring bloomer produces double flowers of pristine white with burgundy speckling concentrated in the center of the petals. The 2.5-3" flowers are produced in great abundance on mature plants.  
 P2391 #1 cont. \$16.99

**Helleborus 'Maid of Honor'**

**Wedding Party® Maid of Honor Lenten Rose** ☉●

Zone 4-9 H 18-24" x W 18-24" April-May pink  
 Early spring bloomer produces double flowers in light to dark pink. The 2-3" flowers are produced in great abundance on mature plants.  
 P2393 #1 cont. \$16.99

**Helleborus 'True Love'**

**Wedding Party® True Love Lenten Rose** ☉●

Zone 4-9 H 18-24" x W 18-24" April-May red  
 Early spring bloomer produces double flowers of rich maroon red. The 3-3.5" flowers are produced in great abundance on mature plants.  
 P2394 #1 cont. \$16.99

**Hemerocallis | Daylily**

Easy to grow, undemanding, and very high performing. Available in a wide range of sizes & colors. Shade will decrease the amount of bloom. Hemerocallis bloom between late May and September.

**Yellow/Gold**

- Buttered Popcorn
- Bakabana
- Big Time Happy
- Custard Candy
- Erin Lea
- Foiled Me
- Happy Returns
- Hyperion
- Stella De Oro
- Stella Supreme
- When My Sweetheart Returns

**Orange/Apricot**

- Apricot Sparkles
- Endlessly Orange
- Mauna Loa
- Mighty Chestnut
- Primal Scream
- Rocket City
- South Seas

**Pink**

- Always Afternoon
- Hush Little Baby
- Lies & Lipstick
- Princess Tutu
- Rock Solid
- Scottish Fantasy
- Strawberry Candy

**Red**

- Baja
- Berrylicious
- Chicago Apache
- Desert Flame
- Pardon Me
- Passionate Returns
- Red Volunteer
- Ruby Stella

**White**

- Ice Carnival
- Joan Senior
- Pandora's Box
- Sunday Gloves

**Lavender/Purple**

- Bela Lugosi
- Bettylen
- Little Grapette
- Purple D' Oro
- Rosy Returns
- Salieri

**Hemerocallis 'Always Afternoon'**

**Always Afternoon Daylily** ☉●

Zone 3-8 H 20-24" x W 18-24" June-July rose/plum  
 Dusky rose, 5.5" flowers have a striking, plum purple eye zone. An early midseason bloomer that may rebloom.  
 P2400 #1 cont. \$14.99

**Hemerocallis 'Apricot Sparkles'**

**Apricot Sparkles Daylily PP13,223** ☉●

Zone 3-8 H 15-18" x W 18-24" June-Sept apricot  
 An everblooming cultivar with 3", diamond dusted, apricot flowers. Compact growing selection.  
 P2405 #1 cont. \$12.99

**Hemerocallis 'Baja'**

**Baja Daylily** ☉●

Zone 3-9 H 26-32" x W 18-24" June-July red  
 6" velvet red bloom with green throat. May rebloom. Early midseason bloomer.  
 P2410 #1 cont. \$10.99

**Hemerocallis 'Bakabana'**

**Bakabana Daylily** ☉●

Zone 3-8 H 16-20" x W 18-24" June-July yellow  
 Bright yellow flowers have lightly ruffled edges. Sturdy plants have incredible flower production of the 4" blooms. Midseason bloomer, may rebloom.  
 P2412 #1 cont. \$12.99



Wedding Party® Confetti Cake Lenten Rose



Wedding Party® Maid Of Honor Lenten Rose



Wedding Party® True Love Lenten Rose



Always Afternoon Daylily



Apricot Sparkles Daylily



Baja Daylily




Bakabana Daylily

☉= Full Sun ☉= Part Shade ●= Shade loving

# PERENNIALS




Bela Lugosi Daylily



Berrylicious Daylily



Bettylen Daylily



Big Time Happy Daylily



Buttered Popcorn Daylily



Chicago Apache Daylily



Custard Candy Daylily



Desert Flame Daylily



Endlessly Orange Daylily



Erin Lea Daylily



Fooled Me Daylily

## Hemerocallis 'Bela Lugosi'

### [Bela Lugosi Daylily](#) ○◎

Zone 3-8 H 30-34" x W 18-24" June-July purple  
Large, 6" royal purple flowers on vigorous plants. Well branched, heavily budded  
scapes produce a fantastic show of the gorgeous flowers. Midseason bloom.  
P2420 #1 cont. \$14.99

## Hemerocallis 'Berrylicious'

### [Berrylicious Daylily](#) ○◎

Zone 3-9 H 20-24" x W 24-28" June-Sept raspberry red  
Rich raspberry red flowers with ruffled, burgundy edges. Tetraploid hybrid  
with large, long lasting, robust blooms. Midseason blooming.  
P2422 #1 cont. \$16.99 **NEW! AVAIL 6/15**

## Hemerocallis 'Bettylen'

### [Bettylen Daylily](#) ○◎

Zone 3-9 H 18-22" x W 18-24" June-July burgundy/  
cream  
Large, burgundy purple flowers with a contrasting light yellow, ruffled edge.  
Heavy blooming with sturdy, thick petals. Midseason flowering that may rebloom.  
P2424 #1 cont. \$16.99 **NEW! AVAIL 6/15**

## Hemerocallis 'Big Time Happy'

### [Big Time Happy Daylily](#) ○◎

Zone 4-9 H 16-18" x W 16-20" July-Aug light yellow  
Improved Happy Returns. Features 4" light lemon yellow fragrant flowers.  
Everblooming.  
P2430 #1 cont. \$9.99

## Hemerocallis 'Buttered Popcorn'

### [Buttered Popcorn Daylily](#) ○◎

Zone 3-8 H 28-32" x W 18-24" June-Sept yellow  
Large, fragrant, rich yellow blooms produce a profuse display in midseason  
followed by a possible rebloom of the 6" flowers later in the season.  
P2450 #1 cont. \$14.99

## Hemerocallis 'Chicago Apache'

### [Chicago Apache Daylily](#) ○◎

Zone 3-9 H 26-32" x W 18-24" July-Aug red  
5" scarlet red with green throat, ruffled edges, and sun-fast color. Vigorous.  
Mid to late season bloomer.  
P2460 #1 cont. \$10.99

## Hemerocallis 'Custard Candy'

### [Custard Candy Daylily](#) ○◎

Zone 3-8 H 20-24" x W 18-24" June-July creamy yellow/maroon  
Amazing bloom production on a proven performer sporting 4.25" creamy  
yellow blooms with a maroon band, a yellow picotee edge sweetens the  
presentation. Midseason blooming, may rebloom.  
P2505 #1 cont. \$12.99

## Hemerocallis 'Desert Flame'

### [Desert Flame Daylily](#) ○◎

Zone 3-8 H 32-36" x W 18-24" June-July red-orange  
Heavily ruffled, brilliant red-orange flowers abound on this vigorous selection.  
Large, 5.5" blooms are amazingly vibrant. Midseason bloomer, may rebloom.  
P2532 #1/7" cont. \$16.99

## Hemerocallis 'DHEMORANGE'

### [Endlessly Orange Daylily PP26.627](#) ○◎

Zone 3-8 H 12-15" x W 12-18" June-Sept orange  
This ever bloomer produces a constant display of 2.5", ruffled, light orange blooms.  
P2532.5 #1 cont. \$16.99

## Hemerocallis 'Erin Lea'

### [Erin Lea Daylily](#) ○◎

Zone 3-8 H 22-26" x W 18-24" June-July yellow  
Large, 5.5-6", sunny yellow flowers with frilled petal edges open flat,  
displaying a larger flower presentation. Mid season bloom.  
P2533 #1 cont. \$16.99

## Hemerocallis 'Fooled Me'

### [Fooled Me Daylily](#) ○◎

Zone 3-9 H 24-28" x W 18-24" June-July gold/orange-red  
5" gold flowers with a ruffled edge and orange-red throat are produced in  
great abundance. Midseason bloomer.  
P2535 #1 cont. \$10.99

○ = Full Sun   ◎ = Part Shade   ● = Shade loving

Gertens: P: 651.450.1501 | F: 651.239.1316 | E: [questions@gertens.com](mailto:questions@gertens.com) | W: [gertens.com](http://gertens.com)  
Landscape Project Desk P: 651.239.1315 \*Prices, sizes and availability are subject to change.



**Hemerocallis 'Happy Returns'**

**Happy Returns Daylily** ○◎

Zone 3-9 H 15-18" x W 16-20" June-Sept lemon yellow  
3" clear yellow flowers. Fragrant. Everblooming.  
P2560 #1 cont. \$9.99

**Hemerocallis 'Hush Little Baby'**

**Hush Little Baby Daylily** ○◎

Zone 3-9 H 22-26" x W 18-24" June-July rose-pink  
Designer daylily with 5" ruffled, rose-pink flowers with chartreuse throats  
and deep green foliage. Strong grower and very long blooming. Mid to late  
season bloomer.  
P2565 #1 cont. \$12.99

**Hemerocallis 'Hyperion'**

**Hyperion Daylily** ○◎

Zone 3-9 H 36-40" x W 18-24" June-July lemon yellow  
5.5" fragrant, lemon yellow trumpet form flowers. Award Winning, midseason  
bloomer.  
P2570 #1 cont. \$10.99

**Hemerocallis 'Ice Carnival'**

**Ice Carnival Daylily** ○◎

Zone 4-9 H 24-28" x W 18-24" June-July creamy white  
4.5" creamy white petals with pale yellow watermark and lime green throat.  
Midseason bloom.  
P2571 #1 cont. \$12.99

**Hemerocallis 'Joan Senior'**

**Joan Senior Daylily** ○◎

Zone 3-9 H 28-32" x W 18-24" June-July white  
6" near white blossoms with yellow-green throats. Award Winner. Early to mid  
season bloomer.  
P2580 #1 cont. \$14.99

**Hemerocallis 'Lies & Lipstick'**

**Lies & Lipstick Daylily** ○◎

Zone 3-9 H 24-36" x W 18-24" June-Sept light pink/red  
Striking soft pink flowers with a large, ruby red eye and petal edges. Very large  
flowers on a vigorous plant. Midseason flowering with good rebloom potential.  
P2648 #1 cont. \$16.99 **NEW! AVAIL 8/15**

**Hemerocallis 'Little Grapette'**

**Little Grapette Daylily** ○◎

Zone 3-9 H 12-14" x W 16-20" June-July purple  
3" grape colored blooms with fluorescent green throats. Award Winner.  
Midseason bloom.  
P2650 #1 cont. \$14.99

**Hemerocallis 'Mauna Loa'**

**Mauna Loa Daylily** ○◎

Zone 3-8 H 22-28" x W 18-24" June-July tangerine orange  
5" tangerine flowers with narrow red margins. Early midseason bloom.  
P2680 #1 cont. \$10.99

**Hemerocallis 'Mighty Chestnut'**

**Mighty Chestnut Daylily** ○◎

Zone 3-8 H 26-32" x W 18-24" June-July chestnut/burgundy  
An impressive cultivar with a unique russet orange red color. A burgundy eye  
and gold throat complete the 5-5.5" flowers. Well branched scapes produce a  
bounty of the fragrant blooms. Late midseason bloom.  
P2685 #1 cont. \$16.99

**Hemerocallis 'Pandora's Box'**


**Pandora's Box Daylily** ○◎

Zone 3-8 H 22-26" x W 18-24" June-July cream/purple  
Beautiful daylily with cream colored, broad ruffled petals and a large  
cranberry purple eye. Fragrant flowers hold their color well, even in full sun.  
Vigorous plants bloom early midseason, may rebloom.  
P2725 #1 cont. \$12.99

**Hemerocallis 'Pardon Me'**

**Pardon Me Daylily** ○◎

Zone 3-9 H 12-18" x W 16-20" June-Sept red  
2.75" cranberry red flowers with a green throat. Fragrant award winner.  
Everblooming.  
P2730 #1 cont. \$12.99



Happy Returns Daylily




Hush Little Baby Daylily



Hyperion Daylily




Ice Carnival Daylily



Joan Senior Daylily



Lies & Lipstick Daylily



Little Grapette Daylily



Mauna Loa Daylily



Mighty Chestnut Daylily



Pandora's Box Daylily



Pardon Me Daylily

○= Full Sun ◎= Part Shade ●= Shade loving

# PERENNIALS



Passionate Returns Daylily



Primal Scream Daylily



Princess Tutu Daylily




Purple D' Oro Daylily



Red Volunteer Daylily



Rock Solid Daylily



Rocket City Daylily



Rosy Returns Daylily



Ruby Stella Daylily



Salieri Daylily



Scottish Fantasy Daylily

## Hemerocallis 'Passionate Returns'

### [Passionate Returns Daylily](#) PP20.002⊙⊙

Zone 4-8 H 16-18" x W 18-24" June-Sept rose red  
Compact, floriferous selection bearing 4", rosy red flowers with a ruffled edge. Everblooming.  
P2750 #1 cont. \$19.99

## Hemerocallis 'Primal Scream'

### [Primal Scream Daylily](#)⊙⊙

Zone 3-9 H 32-36" x W 18-24" June-July orange  
A spectacular selection with very large, 8" tangerine orange flowers. In addition to the large flowers, the narrow, twisted, recurved, and slightly ruffled tepals demand attention. Late midseason bloom.  
P2754 #1 cont. \$14.99

## Hemerocallis 'Princess Tutu'

### [Princess Tutu Daylily](#)⊙⊙

Zone 3-9 H 18-22" x W 16-20" June-July pink  
Very large, bright pink flowers with a deeper rose pink eye and slight, gold ruffled edges. Sturdy tetraploid plants with good bloom production. Midseason flowering that may rebloom.  
P2755 #1 cont. \$16.99

**NEW! AVAIL 8/15**

## Hemerocallis 'Purple D' Oro'

### [Purple D' Oro Daylily](#)⊙⊙

Zone 3-9 H 18-22" x W 16-20" June-Sept purple  
3" purple flowers with darker purple veins, lighter lavender sepals and lightly ruffled edges. Everblooming.  
P2758 #1 cont. \$12.99

## Hemerocallis 'Red Volunteer'

### [Red Volunteer Daylily](#)⊙⊙

Zone 3-9 H 30-36" x W 18-24" June-July red  
7" bright, deep red flowers with a heavy substance. Midseason blooming.  
P2760 #1/7" cont. \$16.99

## Hemerocallis 'Rock Solid'

### [Rock Solid Daylily](#)⊙⊙

Zone 3-9 H 26-30" x W 18-24" July-Sept purple/peach  
Pastel pink blooms with a very large, dark purple eye and ruffled, dark purple edges. Well branched flower stalks produce abundant, fragrant flowers. Early midseason blooming and may rebloom.  
P2764 #1 cont. \$16.99

**NEW! AVAIL 8/1**

## Hemerocallis 'Rocket City'

### [Rocket City Daylily](#)⊙⊙

Zone 3-9 H 30-36" x W 18-24" June-July orange/burnt orange  
6" bittersweet orange flowers with burnt orange eye. Very hardy. Midseason bloomer.  
P2765 #1 cont. \$14.99

## Hemerocallis 'Rosy Returns'

### [Rosy Returns Daylily](#)⊙⊙

Zone 3-8 H 14-18" x W 16-20" June-Sept rosy pink  
4" rose pink flowers blending to a deep rose eye and yellow throats. Everblooming.  
P2766 #1 cont. \$14.99

## Hemerocallis 'Ruby Stella'

### [Ruby Stella Daylily](#) PPAF⊙⊙

Zone 4-9 H 15-18" x W 16-20" June-Sept scarlet red  
Abundant, 3" ruby red flowers with a light fragrance. Everblooming that is drought tolerant and needs no deadheading, pruning, or pinching.  
P2769 #1 cont. \$10.99

## Hemerocallis 'Salieri'

### [Salieri Daylily](#)⊙⊙

Zone 4-9 H 26-30" x W 18-24" June-July dark purple  
5" very dark purple, almost black blooms with a long bloom time. Early season bloomer.  
P2780 #1 cont. \$10.99

## Hemerocallis 'Scottish Fantasy'

### [Scottish Fantasy Daylily](#)⊙⊙

Zone 3-9 H 26-30" x W 18-24" July-Sept coral pink  
Large, 5-5.5" coral pink flowers on vigorous, tetraploid plants. Well branched flower stems bear abundant, fragrant blooms in midseason. May rebloom.  
P2790 #1 cont. \$14.99

○ = Full Sun ⊙ = Part Shade ● = Shade loving



**Hemerocallis 'South Seas'**

**[South Seas Daylily](#)** ○◎

Zone 3-9 H 24-30" x W 18-24" June-July coral-tangerine  
5" lightly fragrant, unique coral-tangerine blooms with a deeper red coral band and yellow throats. Blooms have ruffled edges. Midseason blooming.  
P2805 #1 cont. \$12.99



South Seas Daylily



Stella D'Oro Daylily


**Hemerocallis 'Stella D'Oro'**

**[Stella D'Oro Daylily](#)** ○◎

Zone 3-9 H 12-16" x W 16-20" June-Sept bright gold  
2.75" bright gold blooms. Everblooming.  
P2820 #1 cont. \$9.99



Stella Supreme Daylily



Strawberry Candy Daylily

**Hemerocallis 'Stella Supreme'**

**[Stella Supreme Daylily](#)** ○◎

Zone 4-9 H 15-18" x W 16-20" June-Sept lemon yellow  
Excellent compact habit packed with an endless supply of delightful 3" yellow, fragrant flowers that consistently bloom from late spring until frost. Everblooming.  
P2825 #1 cont. \$12.99

**Hemerocallis 'Strawberry Candy'**

**[Strawberry Candy Daylily](#)** ○◎

Zone 4-9 H 24-28" x W 18-24" June-July pink raspberry  
1998 Award Winner. 4.5" strawberry pink blooms with a red eye and green throat. Early midseason bloomer.  
P2830 #1 cont. \$12.99



Sunday Gloves Daylily



When My Sweetheart Returns Daylily

**Hemerocallis 'Sunday Gloves'**

**[Sunday Gloves Daylily](#)** ○◎

Zone 3-9 H 26-30" x W 18-24" June-July white/yellow  
Large, 5" near-white flowers with light green throats, pale yellow eye, and superior foliage. Early midseason bloomer. Fragrant.  
P2837 #1 cont. \$16.99

**Hemerocallis 'When My Sweetheart Returns'**

**[When My Sweetheart Returns Daylily](#)** PP13,480 ○◎

Zone 3-8 H 14-16" x W 18-24" July-Sept yellow/pink  
An everblooming selection featuring 4" peachy yellow flowers with a large, rose pink eye. Compact plants often produce several scapes per fan producing an amazing display of the gorgeous flowers. Excellent reblooming qualities.  
P2842 #1 cont. \$16.99


**Heuchera | Coral Bells**

Coral Bells are an easy-to-grow plant for well-drained soil. The flowers are delicate sprays of pink, white, or red and bloom over a long period. However, it is their colorful maple-like foliage that makes them especially desirable. Use in sites too sunny for Hosta. Very impressive planted in masses.

**Heuchera 'Berry Smoothie'**

**[Berry Smoothie Coral Bells](#)** PP21,871 ○◎

Zone 4-8 H 18-22" x W 18-22" June-July white  
Large, impressive cultivar that emerges bright rose pink in the spring, later darkening to purple rose in summer.  
P2844.5 #1 cont. \$12.99



Berry Smoothie Coral Bells



Black Forest Cake Coral Bells

**Heuchera 'Black Forest Cake'**


**[Black Forest Cake Coral Bells](#)** PPAF ○◎

Zone 4-9 H 6-8" x W 10-14" June-July red  
Dark, smooth foliage with a tidy, medium-sized plant habit that produces cherry red flowers.  
P2848 #1 cont. \$12.99

**Heuchera 'Black Taffeta'**

**[Black Taffeta Coral Bells](#)** PP26,162 ○◎

Zone 4-9 H 10-14" x W 14-18" June-July light pink  
The glossy black foliage is heavily ruffled on this vigorous variety. Good hardiness and reliability.  
P2855 #1 cont. \$12.99



Black Taffeta Coral Bells



Cajun Fire Coral Bells

**Heuchera 'Cajun Fire'**

**[Cajun Fire Coral Bells](#)** PP24,150 ○◎

Zone 4-9 H 10-14" x W 14-18" June-July white  
A very attractive cultivar with deep maroon foliage and red new growth, giving it the appearance of the glowing heart of a burning ember.  
P2867 #1 cont. \$12.99

○= Full Sun ◎= Part Shade ●= Shade loving



# PERENNIALS



Champagne Coral Bells



Fire Alarm Coral Bells



Delta Dawn Coral Bells



Fire Chief Coral Bells




Forever® Purple Coral Bells



Forever® Red Coral Bells



Georgia Peach Coral Bells




Georgia Plum Coral Bells



Glitter Coral Bells



Grande™ Amethyst Coral Bells



Grande™ Black Coral Bells

## Heuchera 'TNHEUCHA'

### [Champagne Coral Bells PP27.567](#) ●●

Zone 4-9 H 10-12" x W 12-16" June-July light pink  
Champagne gold foliage is accented by the peachy red new growth and contrasting maroon flower stems. Free flowering to attract plenty of pollinators.  
P2875 #1 cont. \$12.99

## Heuchera 'Delta Dawn'

### [Delta Dawn Coral Bells PP23.545](#) ●●

Zone 4-9 H 10-12" x W 10-14" June-July white  
A strong, vigorous grower displaying lime foliage with red veination. Cool weather brings the advent of fully red leaves with a shimmering lime border.  
P2900.6 #1 cont. \$12.99

## Heuchera 'Fire Alarm'

### [Fire Alarm Coral Bells PP24.525](#) ○●

Zone 4-9 H 8-10" x W 12-16" June-July light pink  
A stunning, vigorous cultivar with thick, leathery leaves. Amazing red leaves darken as the growing season progresses. Light pink flowers in midsummer.  
P2898 #1 cont. \$12.99

## Heuchera 'Fire Chief'

### [Fire Chief Coral Bells PP21.880](#) ○●

Zone 4-9 H 10-12" x W 12-16" June-July pink  
Fire engine red leaves form a beautiful, medium sized mound. Bicolor pink and white flowers are supported by dark red stems and appear continuously through the season to attract hummingbirds and butterflies.  
P2900.8 #1 cont. \$12.99

## Heuchera 'TNHEUFP'

### [Forever® Purple Coral Bells PP26.358](#) ○●

Zone 4-9 H 10-12" x W 20-24" June-July purple-pink  
Glossy, purple foliage varies from deep purple in summer to nearly iridescent purple in spring. The wavy edged foliage is topped by short spikes of purple pink flowers in summer.  
P2906 #1 cont. \$12.99

## Heuchera 'TNHEUFR'

### [Forever® Red Coral Bells PP29.644](#) ○●

Zone 4-9 H 6-8" x W 12-16" June-July white  
Vigorous growing cultivar with consistently red, ruffled leaves. Brightest red color is produced in spring and fall.  
P2906.2 #1 cont. \$12.99

## Heuchera 'Georgia Peach'

### [Georgia Peach Coral Bells PP19.375](#) ○●

Zone 4-9 H 12-16" x W 20-24" June-July white  
Glowing peach foliage with light silver overlay forms a lush mound with creamy white flowers.  
P2907 #1 cont. \$12.99

## Heuchera 'Georgia Plum'

### [Georgia Plum Coral Bells PP24.507](#) ○●

Zone 4-9 H 8-10" x W 12-16" June-July pink  
Rose purple leaves with a silver to pink overlay. Compact, resilient plants produce purple pink flowers in summer.  
P2908 #1 cont. \$12.99

## Heuchera 'Glitter'

### [Glitter Coral Bells PP25.019](#) ○●

Zone 4-9 H 8-12" x W 12-16" June-July pink  
An extremely showy cultivar featuring bright, silver foliage with contrasting black veins. Large, fuchsia pink flowers arise from the neat, dense habit in early summer.  
P2910 #1 cont. \$12.99

## Heuchera 'TNHEUGA'

### [Grande™ Amethyst Coral Bells PP30.932](#) ○●

Zone 4-9 H 14-18" x W 24-28" July-Sept pink  
Large growing cultivar with bright purple leaves. Excellent as a specimen or used in mass to fill a large area.  
P2913 #1 cont. \$14.99

## Heuchera 'TNHEUGB'

### [Grande™ Black Coral Bells PP30.992](#) ○●

Zone 4-9 H 16-20" x W 20-24" June-July light pink  
A very large hybrid with big, wavy, black leaves. Excellent as a specimen or planted in mass to fill a large area.  
P2915 #1 cont. \$14.99

○= Full Sun ●= Part Shade ●= Shade loving



**Heuchera americana 'Green Spice'**

**Green Spice Coral Bells** ☉●

Zone 4-9 H 8-10" x W 14-18" June-July white  
Silver veiled, green leaves with red veination. Fall brings on a color change to pumpkin orange. White flowers on this hardy, native selection.  
P2917 #1 cont. \$12.99



Green Spice Coral Bells



Lemon Supreme Coral Bells

**Heuchera 'Lemon Supreme'**

**Lemon Supreme Coral Bells PP30,843** ☉●

Zone 4-9 H 6-10" x W 16-20" June-July white  
Yellow spring foliage turns to a limey yellow in summer. Shows good sun tolerance and vigor.  
P2918 #1 cont. \$12.99



Lime Marmalade Coral Bells



Lime Ruffles Coral Bells

**Heuchera 'Lime Marmalade'**

**Lime Marmalade Coral Bells PP21,861** ☉●

Zone 4-9 H 8-12" x W 22-26" June-July white  
A lime foliaged form of 'Marmalade' featuring a vigorous growth habit and ruffled foliage.  
P2920.5 #1 cont. \$12.99


**Heuchera 'Lime Ruffles'**

**Lime Ruffles Coral Bells PP25,604** ☉●

Zone 4-9 H 10-12" x W 16-20" June-July white  
A vigorous growing mound of lime green leaves produces white flowers in early summer. Large leaves are ruffled with a slight silvery overlay.  
P2921 #1 cont. \$12.99



Mahogany Coral Bells



Marmalade Coral Bells

**Heuchera 'Mahogany'**

**Mahogany Coral Bells PP19,072** ☉●

Zone 4-9 H 8-10" x W 14-18" June-July white  
A wonderful Heuchera with shiny, rich reddish brown foliage. The slightly ruffled foliage begins with purple tones in spring and changes to red tones in summer.  
P2921.5 #1 cont. \$12.99

**Heuchera 'Marmalade'**

**Marmalade Coral Bells PP15,945** ☉●

Zone 4-9 H 10-12" x W 16-20" June-July cream  
Rich, shiny umber to deep sienna colored foliage. Narrow spires of red brown flowers. Vigorous plant.  
P2922 #1 cont. \$12.99



Midnight Rose Coral Bells



Northern Exposure™ Amber Coral Bells

**Heuchera 'Midnight Rose'**


**Midnight Rose Coral Bells PP18,551** ☉●

Zone 4-9 H 10-12" x W 14-18" June-July cream  
Burnished black leaves are spotted hot pink in the spring, maturing to creamy pink spots as they age. Good container or accent plant.  
P2923 #1 cont. \$12.99

**Heuchera 'TNHEUNEA'**

**Northern Exposure™ Amber Coral Bells PP29,397** ☉●

Zone 4-9 H 12-16" x W 18-22" June-July cream  
Rounded, amber leaves form a dense mound. Leaves hold their color well into the season. Durable, cold tolerant, and disease resistant.  
P2923.3 #1 cont. \$12.99



Northern Exposure™ Black Coral Bells



Northern Exposure™ Lime Coral Bells

**Heuchera 'TNHEUNEB'**

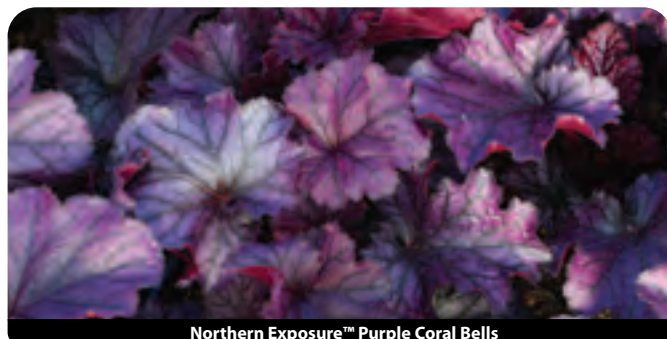
**Northern Exposure™ Black Coral Bells PP30,583** ☉●

Zone 3-9 H 8-10" x W 20-24" June-July white  
Black, rounded leaves form a medium large mound. Bred for increased cold tolerance and durability. Good disease resistance.  
P2923.4 #1 cont. \$12.99

**Heuchera 'TNHEUNEL'**

**Northern Exposure™ Lime Coral Bells PP29,162** ☉●

Zone 3-9 H 14-18" x W 20-24" June-July red  
Lime green leaves hold their color all season long. Excellent cold tolerance produces a long lived landscape plant. Rusty red flowers.  
P2923.5 #1 cont. \$12.99



Northern Exposure™ Purple Coral Bells

**Heuchera 'TNHEUNEP'**


**Northern Exposure™ Purple Coral Bells PP30,568** ☉●

Zone 3-9 H 10-12" x W 18-22" June-July pink  
Silvery purple rounded foliage with excellent cold tolerance and durability. Good disease resistance.  
P2923.6 #1 cont. \$12.99

☉= Full Sun ☉= Part Shade ●= Shade loving



# PERENNIALS



Northern Exposure™ Red Coral Bells



Northern Exposure™ Silver Coral Bells




Northern Exposure™ Sienna Coral Bells



Obsidian Coral Bells



Paprika Coral Bells




Paris Coral Bells



Peach Crisp Coral Bells




Peach Flambe Coral Bells



Plum Pudding Coral Bells



Red Lightning Coral Bells



Rio Coral Bells

## Heuchera 'TNHEUNER'

### [Northern Exposure™ Red Coral Bells PP29.420](#) ○●

Zone 3-9 H 12-16" x W 18-22" June-July cream  
Dark red to burgundy leaves form a dense mound with excellent cold tolerance. Cold tolerant, durable plants hold their color well. Good disease resistance.  
P2923.7 #1 cont. \$12.99

## Heuchera 'TNHEUNES'

### [Northern Exposure™ Silver Coral Bells PP29.632](#) ○○

Zone 4-9 H 12-14" x W 14-18" June-July pink  
Forms a dense mound of burgundy silver foliage. Cold tolerant with good disease resistance.  
P2923.8 #1 cont. \$12.99

## Heuchera 'TNHEUNESI'

### [Northern Exposure™ Sienna Coralbells PP30.583](#) ○○

Zone 3-8 H 12-15" x W 18-22" June-July pink  
Yellow leaves with orange centers in spring transform to solid chartreuse yellow by summer. Hardy, durable plants are disease resistant. Best in part shade.  
P2923.9 #1 cont. \$12.99

## Heuchera 'Obsidian'

### [Obsidian Coral Bells PP14.836](#) ○○

Zone 4-9 H 10-12" x W 12-16" June-July cream  
Dark burgundy to black, glossy, lustrous foliage. Outstanding foliage color and sheen.  
P2924 #1 cont. \$12.99

## Heuchera 'Paprika'

### [Paprika Coral Bells PP24.575](#) ○●

Zone 4-9 H 8-10" x W 14-18" June-July white  
Spectacular, glowing cherry-coral foliage provides a warm, tropical feeling. Midsummer flowers attract hummingbirds and butterflies.  
P2926 #1 cont. \$12.99

## Heuchera 'Paris'

### [Paris Coral Bells PP18.881](#) ○○

Zone 4-9 H 6-8" x W 12-16" June-July rose  
Green leaves are frosted with white, producing an immense bounty of large, deep rose colored flowers. Long lasting flowers are a great addition to cut flower bouquets. Has performed well as an indoor plant with sufficient light.  
P2926.5 #1 cont. \$12.99

## Heuchera 'Peach Crisp'

### [Peach Crisp Coral Bells PP23.309](#) ○○

Zone 4-9 H 6-8" x W 12-16" June-July cream  
Foliage emerges peach and matures to an amber color. Leaves are extremely ruffled as an added feature. Excellent in containers or for edging.  
P2927 #1 cont. \$12.99

## Heuchera 'Peach Flambe'

### [Peach Flambe Coral Bells PP17.195](#) ○●

Zone 4-9 H 8-10" x W 12-16" June-July white  
Flaming orange red new foliage appears in spring then is topped with white flowers in summer. In the fall the foliage subdues to a peachy plum.  
P2928 #1 cont. \$12.99

## Heuchera 'Plum Pudding'

### [Plum Pudding Coral Bells](#) ○○

Zone 3-9 H 10-12" x W 12-16" June-July cream  
Shiny plum purple foliage with metallic silver highlights; compact habit.  
P2930 #1 cont. \$12.99

## Heuchera 'Red Lightning'

### [Red Lightning Coral Bells PP27.767](#) ○●

Zone 4-9 H 10-12" x W 14-18" June-July white  
A large growing selection with huge gold leaves and blood red veins. Holds its leaf color well throughout the season.  
P2935 #1 cont. \$12.99

## Heuchera 'Rio'

### [Rio Coral Bells PP24.273](#) ○○

Zone 4-9 H 8-10" x W 12-16" June-July white  
A lovely multicolored plant with leaves emerging peachy red before taking on amber tones and eventually finishing a yellow amber. White flowers are borne on contrasting maroon flower stalks.  
P2937 #1 cont. \$12.99

○ = Full Sun    ○ = Part Shade    ● = Shade loving



**Heuchera 'Southern Comfort'**

**[Southern Comfort Coral Bells PP20,364](#) ☉●**

Zone 4-9 H 14-16" x W 20-24" June-July creamy white  
Foliage emerges cinnamon peach, matures through various copper hues and finally settles to an amber color in this large growing cultivar.  
P2941 #1 cont. \$12.99



Southern Comfort Coral Bells



Sugar Plum Coral Bells

**Heuchera 'Sugar Plum'**


**[Sugar Plum Coral Bells PP21,857](#) ☉○**

Zone 4-9 H 10-12" x W 16-20" June-July light pink  
Rugged, robust leaves have an incredible, almost complete, metallic silver cloak covering the thick leaves. Silvery pink flowers add to its appeal.  
P2948 #1 cont. \$12.99

**Heuchera micrantha 'Palace Purple'**

**[Palace Purple Coral Bells](#) ○○**

Zone 4-8 H 8-10" x W 15-18" June-July cream  
1991 Perennial Plant of the Year. Shiny mahogany foliage with small white flowers.  
P2975 #1 cont. \$9.99



Palace Purple Coral Bells



Ruby Bells Coral Bells

**Heuchera sanguinea 'Ruby Bells'**

**[Ruby Bells Coral Bells](#) ○○**

Zone 3-8 H 14-16" x W 12-16" May-June bright red  
Tidy mounds of green foliage produce showy, blood red flowers from late spring to summer. Attracts both butterflies and hummingbirds.  
P2976 #1 cont. \$9.99

**Heuchera villosa 'Caramel'**

**[Caramel Coral Bells PP16,560](#) ☉●**

Zone 4-9 H 10-12" x W 14-18" June-July cream  
Large leaves in varying shades of gold and caramel set off beautifully by purple undersides. An absolutely stunning plant complemented nicely by burgundy foliage plants. Good robust grower.  
P2979 #1 cont. \$12.99



Caramel Coral Bells



Tokyo Coral Bells

**Heuchera x 'Tokyo'**

**[Tokyo Coral Bells PP27,363](#) ☉●**

Zone 4-9 H 10-16" x W 20-24" July-Sept red  
Lime green foliage gives rise to bright red flowers in summer. Hardy and disease resistant.  
P2982 #1 cont. \$12.99

**Heucherella | Foamy Bells**

This Genus is the product of a cross between Heuchera & Tiarella, two closely related North American natives. The resulting hybrids have leaves of attractive coloration & shape and delicate sprays of flowers arranged densely on stalks or at the ends of wiry stems. All are long blooming!

**Heucherella 'Buttered Rum'**

**[Buttered Rum Foamy Bells PP25,040](#) ○●**

Zone 4-9 H 8-10" x W 14-16" June-July white  
Glossy, caramel-gold leaves on compact plants. Rose red leaf color in cooler weather.  
P2983 #1 cont. \$12.99

**NEW! AVAIL 5/15**



Buttered Rum Foamy Bells



Gold Zebra Foamy Bells

**Heucherella 'Gold Zebra'**

**[Gold Zebra Foamy Bells PP22,104](#) ☉●**


Zone 4-9 H 6-8" x W 14-16" June-July white  
Bright yellow to chartreuse yellow foliage with a large, dark red center provides a bit of color to a shady area.  
P2985 #1 cont. \$12.99

**Heucherella 'Onyx'**

**[Onyx Foamy Bells PP29,926](#) ○●**

Zone 4-9 H 10-16" x W 14-16" June-July pink  
Dark purple-black, glossy, deeply cut leaves. Sparsely produces flowers in early summer. Vigorous, adaptable plants.  
P2990 #1 cont. \$12.99

**NEW! AVAIL 5/15**



Onyx Foamy Bells



Peach Tea Foamy Bells

**Heucherella 'TNHERPT'**

**[Peach Tea Foamy Bells PPAF](#) ○○**


Zone 4-9 H 12-18" x W 20-24" June-July white  
Vigorous, compact plants with peachy red leaves and contrasting creamy white flowers.  
P2992 #1 cont. \$12.99

**NEW! AVAIL 5/15**


○= Full Sun ☉= Part Shade ●= Shade loving



# PERENNIALS



Plum Cascade Foamy Bells



Solar Eclipse Foamy Bells

## Heucherella 'Plum Cascade'

[Plum Cascade Foamy Bells PP28.883](#) ○●

Zone 4-9 H 8-10" x W 24-30" June-July pink  
Sharply lobed, purple and silver leaves on a vigorous, trailing plant. Small, light pink flowers.  
P2992.6 #1 cont. \$12.99

## Heucherella 'Solar Eclipse'

[Solar Eclipse Foamy Bells PP23.647](#) ○●

Zone 4-9 H 10-14" x W 14-18" May-June white  
A unique coloration of red brown leaves outlined in a dazzling border of lime green. Quickly grows into an impressive mound of dense foliage.  
P2992.7 #1 cont. \$12.99

## Heucherella 'Solar Power'

[Solar Power Foamy Bells PP22.427](#) ○●

Zone 4-9 H 12-16" x W 18-22" June-July white  
Yellow gold to lime green leaves splattered with deep red, leaves exhibit more yellow with sun exposure and tend to be lime green in full shade. Vigorous plants produce large mounds of foliage.  
P2992.8 #1 cont. \$12.99

## Heucherella 'Sweet Tea'

[Sweet Tea Foamy Bells PP21.296](#) ○

Zone 4-9 H 16-20" x W 24-28" May-June white  
Huge cinnamon stars surrounded by orange tea colored borders. Big leaves darken in the summer and lighten in the fall. Heat and humidity tolerant.  
P2996 #1 cont. \$12.99



Solar Power Foamy Bells



Sweet Tea Foamy Bells

## Hibiscus | Rose Mallow

Related to the tropical variety but hardy for Minnesota! Produces large showy pink, rose or white flowers. Rose mallow requires moist soil conditions. Very slow to break dormancy in spring. Unbelievable in full bloom! With good culture, will produce flowers from July to frost.

## Hibiscus 'Berry Awesome'

[Summerific® Berry Awesome Hibiscus PP27.936](#) ○●

Zone 4-9 H 3-4' x W 4-5' July-Sept pink  
Stunning, bright, lavender pink flowers with a red eye. Huge 7-8" flowers are produced on complementary deep midnight green foliage.  
P3006AP #3 cont. \$34.99



Summerific® Berry Awesome Hibiscus



Blackberry Merlot Hibiscus

## Hibiscus 'Blackberry Merlot'

[Blackberry Merlot Hibiscus PP33.498](#) ○●

Zone 4-9 H 4-4.5' x W 3.5-4' July-Sept carmine red  
Deep red, velvety flowers on top of deep green leaves. Tight, upright growth habit.  
P3008AP #3 cont. \$34.99 **NEW! AVAIL 6/15**


## Hibiscus 'Inner Glow'

[Inner Glow Hibiscus PPAF](#) ○○

Zone 4-9 H 3.5-4' x W 3.5-4' July-Sept pink w/red eye  
Bright rose pink flowers have a lighter lavender purple halo surrounding the deep red center. Olive green foliage.  
P3010AP #3 cont. \$34.99 **NEW! AVAIL 6/15**



Inner Glow Hibiscus



Mars Madness Hibiscus

## Hibiscus 'Mars Madness'

[Mars Madness Hibiscus PP27.838](#) ○●

Zone 4-9 H 3.5-4' x W 4-5' July-Sept red  
Leaves emerge coppery purple and mature to dark olive green, giving great contrast to the magenta red flowers. An out of this world combination of flowers and foliage.  
P3018AP #3 cont. \$34.99


## Hibiscus 'Midnight Marvel'

[Midnight Marvel Hibiscus PP24.079](#) ○●

Zone 4-9 H 3-4' x W 2-3' July-Sept scarlet red  
Gorgeous wine purple foliage showered with absolutely stunning, scarlet red flowers. Long blooming selection provides months of enjoyment of the 8-9" flowers.  
P3020AP #3 cont. \$34.99



Midnight Marvel Hibiscus



Mocha Moon Hibiscus

## Hibiscus 'Mocha Moon'

[Mocha Moon Hibiscus PP27.837](#) ○●

Zone 4-9 H 3.5-4' x W 4-5' July-Sept white w/red eye  
A striking specimen with deep bronze foliage and starch white flowers with a glowing scarlet red eye. The large 7-8" flowers are produced up and down the stem producing a spectacular display.  
P3022AP #3 cont. \$34.99


○ = Full Sun    ○● = Part Shade    ● = Shade loving




**Hibiscus 'Starry Starry Night'**

[Starry Starry Night Hibiscus PP27,901](#) ○●

Zone 4-9 H 3.5-4' x W 3.5-4' July-Sept pink  
An incredibly dark leaved selection with near black, maple like leaves. Light pink flowers have darker pink veining and are produced up and down the stems.  
P3028AP #3 cont. \$34.99



Starry Starry Night Hibiscus



Abiqua Drinking Gourd Hosta

**Hosta | Plantain Lily**

Whether used as a specimen or massed as a groundcover, Hosta is the premiere shade garden perennial. Available in hundreds of color combinations, sizes, and shapes. Hosta are easy to grow and very undemanding. They prefer moist, well-drained soil, but tolerate just about anything. Gold-leaved varieties require half-day sun to develop their color. Most varieties burn in full sun. Morning sun is preferred.

**Hosta 'Abiqua Drinking Gourd'**

[Abiqua Drinking Gourd Hosta](#) ●●

Zone 3-8 H 16-20" x W 24-30" July white  
Dark blue green, puckered leaves have a deep cup shaped form. White flowers are held just above the foliage in midsummer. Good slug resistance. 2014 Hosta of the Year.  
P3070 #1 cont. \$9.99



Afterglow Hosta



Angel Falls Hosta

**Hosta 'Afterglow'**

[Afterglow Hosta PP26,755](#) ●●

Zone 3-8 H 22-26" x W 36-48" July lavender  
A large hosta, featuring striking, bright yellow margins on the large, heart shaped leaves. Forms an impressive upright mound.  
P3075 #2 cont. \$29.99

**Hosta 'Angel Falls'**

[Angel Falls Hosta PP28,785](#) ●●

Zone 3-9 H 16-20" x W 32-40" July pale lavender  
Wide green margins with creamy white centers. Forms a cascading mound of foliage with rippled edged leaves that arch downward.  
P3085 #1 cont. \$14.99 **NEW! AVAIL 8/15**



Atlantis Hosta



Shadowland® Autumn Frost Hosta

**Hosta 'Atlantis'**

[Atlantis Hosta PP17,093](#) ●●

Zone 4-8 H 20-24" x W 36-42" July lavender  
Long pointed leaves have a wide, wavy yellow margin. Very thick leaves have excellent slug resistance on this 'Yabba Dabba Do' sport.  
P3090 #1 cont. \$12.99

**Hosta 'Autumn Frost'**

[Shadowland® Autumn Frost Hosta PP23,224](#) ●●

Zone 3-9 H 12-16" x W 18-24" July lavender  
Leaves emerge frosty blue with wide, bright yellow margins in spring that mature to creamy white.  
P3095 #1/7" cont. \$16.99 **NEW! AVAIL 8/15**



August Moon Hosta



Avocado Hosta

**Hosta 'August Moon'**

[August Moon Hosta](#) ○●

Zone 3-8 H 18-20" x W 30-36" July lavender  
Round, heavily corrugated gold leaves hold up well in heat. Sun tolerant.  
P3100 #1 cont. \$9.99

**Hosta 'Avocado'**

[Avocado Hosta](#) ●●

Zone 2-9 H 24-28" x W 40-48" July white  
A sport of 'Guacamole' with much wider, dark green margins.  
P3102 #1 cont. \$9.99 **NEW! AVAIL 6/1**


**Hosta 'Big Daddy'**

[Big Daddy Hosta](#) ●●

Zone 3-8 H 20-24" x W 30-36" June-July white  
Very blue, puckered and cupped leaves. Slug resistant.  
P3110 #1 cont. \$9.99



Big Daddy Hosta



Blue Angel Hosta

**Hosta 'Blue Angel'**

[Blue Angel Hosta](#) ●●

Zone 3-8 H 30-36" x W 42-48" July white  
Large, heavily textured deep blue foliage. Slug resistant.  
P3120 #1 cont. \$12.99  
P3125 #5 cont. \$32.99

○= Full Sun   ●= Part Shade   ●●= Shade loving

# PERENNIALS



Blue Hawaii Hosta



Blue Ivory Hosta



Blue Umbrellas Hosta



Blue Mouse Ears Miniature Hosta



Brim Cup Hosta



Captain Kirk Hosta



Cherry Berry Miniature Hosta



Curly Fries Hosta



Dancing Queen Hosta



Earth Angel Hosta



Dream Queen Hosta

## Hosta 'Blue Hawaii'

### [Blue Hawaii Hosta](#) ☉●

Zone 3-8 H 30-36" x W 36-42" July white  
Upright, vase shaped habit with large blue, corrugated leaves.  
P3131 #1 cont. \$9.99

## Hosta 'Blue Ivory'

### [Blue Ivory Hosta PP19.623](#) ☉●

Zone 3-8 H 14-16" x W 24-30" July lavender  
Very attractive powder blue leaves have a wide creamy white margin.  
P3133 #1 cont. \$12.99

## Hosta 'Blue Umbrellas'

### [Blue Umbrellas Hosta](#) ☉●

Zone 3-8 H 30-36" x W 40-48" June-July lavender  
Large, puckered, blue leaves progress to dark green. Matures to a very large mound; slug resistant.  
P3140 #1 cont. \$14.99

## Hosta 'Blue Mouse Ears'

### [Blue Mouse Ears Miniature Hosta](#) ☉●

Zone 3-8 H 6-8" x W 10-12" June-July lavender  
A miniature hosta with small blue green leaves. A perfect plant for shady rock gardens. 2008 Hosta of the Year.  
P3146 #1 cont. \$9.99

## Hosta 'Brim Cup'

### [Brim Cup Hosta](#) ☉●

Zone 3-8 H 12-14" x W 16-20" July white  
Cupped and seer suckered leaves, dark green and white variegation.  
P3150 #1 cont. \$9.99

## Hosta 'Captain Kirk'

### [Captain Kirk Hosta](#) ☉●

Zone 3-8 H 20-24" x W 30-36" July lavender  
Wide, dark green leaves with golden centers. Flowers mid-summer.  
Improved form of 'Gold Standard'.  
P3160 #1 cont. \$10.99

## Hosta 'Cherry Berry'

### [Cherry Berry Miniature Hosta](#) ☉●

Zone 4-8 H 10-12" x W 20-24" July purple-blue  
Pointed elliptic leaves, mostly white with irregular dark green margins. Cherry red flower stalks.  
P3170 #1 cont. \$12.99

## Hosta 'Curly Fries'

### [Curly Fries Hosta](#) ☉●

Zone 3-9 H 6-10" x W 12-16" July lavender  
A small sized hosta with extremely rippled, narrow leaves. Brightest foliage color with some sun exposure.  
P3175 #1 cont. \$12.99

**NEW! AVAIL 8/15**

## Hosta 'Dancing Queen'

### [Dancing Queen Hosta](#) ☉●

Zone 3-8 H 16-20" x W 28-32" July lavender  
An impressive, unique hosta emerging bright yellow in the spring and retains its color before changing to soft yellow in midsummer. A pronounced, wavy, pie crust edge enhances its character.  
P3190 #1 cont. \$12.99

## Hosta 'Dream Queen'

### [Dream Queen Hosta](#) ☉●

Zone 3-7 H 16-18" x W 24-30" July white  
Large, nearly round, corrugated leaves with a creamy white center and blue green border.  
P3195 #1 cont. \$9.99

## Hosta 'Earth Angel'

### [Earth Angel Hosta](#) ☉●

Zone 3-8 H 30-36" x W 40-48" July white  
Large heart-shaped, green-blue leaves with wide, creamy white margins.  
Great as a specimen. 2009 Hosta of the Year.  
P3201 #1 cont. \$10.99  
P3203 #5 cont. \$32.99

☉= Full Sun ☉= Part Shade ●= Shade loving



**Hosta 'El Nino'**

**[El Nino Hosta PP14.632](#)** ●●

Zone 3-8 H 16-18" x W 24-30" July lavender/blue  
Chalky blue colored foliage with wide, pure white margins; forms a perfect mound. Pest resistant.  
P3204 #1 cont. \$14.99

**Hosta 'Empress Wu'**

**[Empress Wu Hosta PP20.774](#)** ●●

Zone 3-8 H 36-42" x W 48-60" June-July light violet  
One of the largest hostas on the market. Huge, thick, dark green, deeply veined leaves form a massive upright clump. Produces pale reddish violet flowers.  
P3209 #1/7" cont. \$16.99

**Hosta 'Fire and Ice'**

**[Fire and Ice Hosta](#)** ●●

Zone 3-8 H 18-20" x W 24-30" June-July lavender  
Eye catching sport of 'Patriot' with very white leaf centers edged in dark green. Heavy substance. A winner!  
P3220 #1 cont. \$10.99

**Hosta 'Fire Island'**

**[Fire Island Hosta](#)** ●●

Zone 3-8 H 10-12" x W 18-24" June-July lavender  
Leaves emerge bright yellow in spring with contrasting red petioles. Leaf color fades to chartreuse as summer progresses.  
P3225 #1 cont. \$10.99

**Hosta 'First Blush'**

**[First Blush Hosta PP28,920](#)** ●●

Zone 3-9 H 12-16" x W 18-24" July lavender  
A medium-small cultivar with green leaves that have a dark red blush from the tip of the leaf to the base of the petiole in the spring.  
P3227 #1 cont. \$29.99 **NEW! AVAIL 5/15**

**Hosta 'First Frost'**

**[First Frost Hosta](#)** ●●

Zone 3-9 H 14-16" x W 24-30" July purple  
Blue green leaves with gold margins that change to pure white later in season. Slug resistant. 2010 Hosta of the Year.  
P3232 #1 cont. \$9.99

**Hosta 'Fragrant Bouquet'**

**[Fragrant Bouquet Hosta](#)** ●●

Zone 3-8 H 16-18" x W 24-30" July white  
1998 Hosta of the Year. Light green, heart shaped leaves with cream edges. Pest resistant. Large, trumpet shaped, very fragrant white flowers.  
P3239 #1 cont. \$9.99

**Hosta 'Francee'**

**[Francee Hosta](#)** ●●

Zone 3-8 H 18-20" x W 24-30" July lavender  
Dark green, heart shaped leaves with a narrow white edge. Sun tolerant. Perfect for edging.  
P3240 #1 cont. \$9.99

**Hosta 'Frances Williams'**

**[Frances Williams Hosta](#)** ●●

Zone 3-8 H 22-26" x W 36-48" June-July white  
Giant, blue green leaves with a very wide gold edge- a classic! Leaves are leathery, corrugated, and slug resistant. Sun tolerant.  
P3250 #1 cont. \$9.99

**Hosta 'Gold Standard'**

**[Gold Standard Hosta](#)** ●●

Zone 3-8 H 20-22" x W 24-30" July pale lavender  
Chartreuse leaves with emerald margins. Award Winner. Best with morning sun.  
P3280 #1 cont. \$9.99

**Hosta 'Golden Tiara'**

**[Golden Tiara Hosta](#)** ●●

Zone 3-8 H 12-14" x W 18-24" July purple  
Small, green, heart-shaped leaves edged in gold. A vigorous grower in a medium small stature.  
P3290 #1 cont. \$9.99



El Nino Hosta



Empress Wu Hosta



Fire And Ice Hosta



Fire Island Hosta



First Blush Hosta



First Frost Hosta



Fragrant Bouquet Hosta



Francee Hosta



Frances Williams Hosta



Gold Standard Hosta



Golden Tiara Hosta

○= Full Sun   ●= Part Shade   ●●= Shade loving

# PERENNIALS



Great Expectations Hosta



Guacamole Hosta



Guardian Angel Hosta



Halcyon Hosta




Heat Wave Hosta



Humpback Whale Hosta



Island Breeze Hosta



June Hosta



Krossa Regal Hosta



Lakeside Banana Bay Hosta



Lakeside Little Tuft Hosta

## Hosta 'Great Expectations'

### [Great Expectations Hosta](#) ☉●

Zone 3-8 H 18-22" x W 32-40" June-July white  
Large, round, cup shaped leaves streaked with blue, gold, green, and cream. A show stopper! Slug resistant.  
P3300 #1 cont. \$9.99

## Hosta 'Guacamole'

### [Guacamole Hosta](#) ○●

Zone 3-8 H 18-22" x W 30-36" August white  
2002 Hosta of the Year. Huge, gold chartreuse leaves with a dark green edge. This 'Fragrant Bouquet' mutation also bears large fragrant flowers. Sun tolerant.  
P3310 #1 cont. \$9.99  
P3315 #5 cont. \$32.99

## Hosta 'Guardian Angel'

### [Guardian Angel Hosta](#) ☉●

Zone 3-8 H 22-26" x W 32-40" July purple  
A large growing sport of 'Blue Angel' boasting a bright white center in spring. A thin green veil develops over the white center starting in late spring, transitioning to a blue green leaf with an olive green center by midsummer.  
P3316 #1 cont. \$10.99

## Hosta 'Halcyon'

### [Halcyon Hosta](#) ☉●

Zone 3-8 H 18-22" x W 30-36" July lavender  
Light silver blue, spear shaped leaves, heavily textured and ribbed. Slug resistant.  
P3320 #1 cont. \$9.99

## Hosta 'Heat Wave'

### [Heat Wave Hosta](#) ☉●

Zone 3-9 H 10-12" x W 16-20" June-July white  
Medium sized hosta with incredibly thick leaves that emerge chartreuse with wide, blue margins. As summer progresses, the center turns to gold with blue green margins.  
P3325 #2 cont. \$26.99

## Hosta 'Humpback Whale'

### [Humpback Whale Hosta](#) ☉●

Zone 3-8 H 30-36" x W 48-60" July white  
A very large hosta; forms a massive, spreading dome of corrugated, blue green, heart shaped leaves.  
P3330.5 #1 cont. \$10.99

## Hosta 'Island Breeze'

### [Island Breeze Hosta PP27.151](#) ☉●

Zone 3-9 H 10-12" x W 16-20" July purple  
Spring foliage is bright yellow with a wide green margin. Leaves mature to chartreuse yellow with showy red petioles. Thick leaves on a vigorous plant.  
P3340 #1 cont. \$14.99 **NEW! AVAIL 5/15**

## Hosta 'June'

### [June Hosta](#) ☉●

Zone 3-8 H 12-15" x W 16-20" July pale lavender  
2001 Hosta of the Year. Thick, blue green leaves with a gold center. A sport of 'Halcyon'.  
P3350 #1 cont. \$10.99

## Hosta 'Krossa Regal'

### [Krossa Regal Hosta](#) ☉●

Zone 3-8 H 28-32" x W 36-48" July lavender  
Tall, vase-shaped plant with frosty, blue-green leaves. Slug resistant.  
P3360 #1 cont. \$10.99

## Hosta 'Lakeside Banana Bay'

### [Lakeside Banana Bay Hosta](#) ☉●

Zone 3-8 H 10-12" x W 22-26" July white  
A medium sized hosta that has apple green, heart-shaped leaves with bright yellow centers.  
P3368 #1 cont. \$14.99

## Hosta 'Lakeside Little Tuft'

### [Lakeside Little Tuft Hosta](#) ☉●

Zone 3-8 H 6-10" x W 8-12" July purple  
Upright leaves have yellow gold centers and green margins on this miniature variety. Deep purple flowers in summer.  
P3371 #1 cont. \$14.99


○= Full Sun ☉= Part Shade ●= Shade loving




**Hosta 'Liberty'**

**Liberty Hosta** ☉●

Zone 3-9 H 22-26" x W 30-36" June-July lavender  
 2012 Hosta of the Year. Blue green leaves with incredibly bright, wide, yellow margins that turn a creamy white later in season. Slug resistant.  
 P3375 #1 cont. \$12.99



Liberty Hosta



Lipstick Blonde Hosta

**Hosta 'Lipstick Blonde'**

**Lipstick Blonde Hosta** ☉●

Zone 3-9 H 10-12" x W 18-24" July lavender  
 Bright yellow foliage borne on deep red stems. Lance shaped leaves on this mid-sized cultivar. Needs some sun to develop and maintain the bright yellow color.  
 P3378 #1 cont. \$21.99 **NEW! AVAIL 5/15**

**Hosta 'Maui Buttercups'**

**Maui Buttercups Hosta** ☉●

Zone 3-9 H 8-10" x W 14-18" July purple  
 Bright gold 5" rounded leaves are deeply cupped and corrugated. Slug resistant.  
 P3398 #1 cont. \$12.99



Maui Buttercups



Minuteman Hosta

**Hosta 'Minuteman'**


**Minuteman Hosta** ☉●

Zone 3-8 H 16-18" x W 24-30" July-Aug pale lavender  
 This strong growing cousin of 'Patriot' has very dark green leaves with pure white margins and heavier substance.  
 P3400 #1 cont. \$10.99

**Hosta montana 'Aureomarginata'**

**Montana Aureomarginata Hosta** ☉●

Zone 3-8 H 26-28" x W 42-48" July pale lavender  
 Wide green leaves with a broad yellow margin. Very showy and one of the earliest hostas to emerge in spring.  
 P3401 #1 cont. \$12.99  
 P3405 #5 cont. \$32.99



Montana Aureomarginata



Morning Star Hosta

**Hosta 'Morning Star'**

**Morning Star Hosta** ☉●

Zone 3-9 H 18-22" x W 28-32" July lavender  
 Shiny, thick leaves are held upright on this medium sized cultivar. Spring color is creamy yellow with a dark green margin and maturing to creamy white.  
 P3408 #1 cont. \$12.99 **NEW! AVAIL 7/15**

**Hosta 'Northern Exposure'**

**Northern Exposure Hosta** ☉●

Zone 3-8 H 30-36" x W 54-60" July-Aug white  
 Thick, slug resistant leaves develop a corrugated appearance. The huge leaves are blue green with a 2" wide yellow green margin that fades to cream.  
 P3420 #1 cont. \$12.99



Northern Exposure Hosta



Patriot Hosta

**Hosta 'Patriot'**


**Patriot Hosta** ○●

Zone 3-8 H 18-22" x W 24-30" June-July lavender  
 1997 Hosta of the Year. Dark, forest green leaves with very wide, pure white margins. Sun tolerant.  
 P3430 #1 cont. \$10.99  
 P3435 #5 cont. \$32.99

**Hosta 'Paul's Glory'**

**Paul's Glory Hosta** ☉●

Zone 3-8 H 24-26" x W 30-36" June-July pale lavender  
 Leaves are blue-green with a chartreuse center in the spring; by summer they turn darker green and the centers brighten to gold. 1999 Hosta of the Year.  
 P3440 #1 cont. \$9.99




Paul's Glory Hosta

**Hosta 'Praying Hands'**

**Praying Hands Hosta** ☉●

Zone 3-8 H 14-18" x W 12-16" July lavender  
 Rippled, dark green leaves have a very narrow gold edge and are uniquely folded along the midrib. 2011 Hosta of the Year.  
 P3455 #1 cont. \$10.99



Praying Hands Hosta



Queen Josephine Hosta

**Hosta 'Queen Josephine'**

**Queen Josephine Hosta** ☉●

Zone 3-8 H 14-16" x W 30-36" July purple  
 Glossy, dark green leaves with a wide yellow margin that matures to cream.  
 P3470 #1 cont. \$9.99

○= Full Sun ☉= Part Shade ●= Shade loving

# PERENNIALS



Rainforest Sunrise Hosta



Regal Splendor Hosta



Royal Standard Hosta



Elegans Hosta



Stained Glass Hosta



Sum & Substance Hosta



Tambourine Hosta




Time in a Bottle Hosta



Touch Of Class Hosta



Twilight Hosta



Twin Cities Hosta

## Hosta 'Rainforest Sunrise'

### [Rainforest Sunrise Hosta](#) ☉●

Zone 3-9 H 8-10" x W 16-20" July-Aug lavender  
2013 Hosta of the Year. A sport of 'Maui Buttercups' featuring dark green leaf margins and bright gold centers. Thick, slug resistant leaves develop a corrugated appearance with age.  
P3475 #1 cont. \$10.99

## Hosta 'Regal Splendor'

### [Regal Splendor Hosta](#) ☉●

Zone 3-8 H 30-36" x W 30-36" July lavender  
2003 Hosta of the Year. Blue green leaves with white margins. Vase shaped specimen plant.  
P3481 #1 cont. \$10.99

## Hosta 'Royal Standard'

### [Royal Standard Hosta](#) ○●

Zone 3-8 H 22-24" x W 42-48" July-Aug white  
This hosta forms a large mound of glossy, wavy, green foliage with fragrant blooms. Sun tolerant.  
P3500 #1 cont. \$9.99

## Hosta sieboldiana 'Elegans'

### [Elegans Hosta](#) ☉●

Zone 3-8 H 20-24" x W 36-42" July white  
Large, heavily textured leaves with a blue cast. Slug resistant.  
P3560 #1 cont. \$9.99

## Hosta 'Stained Glass'

### [Stained Glass Hosta](#) ○●

Zone 3-8 H 15-18" x W 36-42" July-Aug pale lavender  
2006 Hosta of the Year. The brilliant, shiny gold foliage is surrounded by a wide green margin. Sun tolerant and large. Very fragrant flowers.  
P3586 #1 cont. \$9.99

## Hosta 'Sum & Substance'

### [Sum & Substance Hosta](#) ○●

Zone 3-8 H 30-36" x W 48-60" July pale lavender  
2004 Hosta of the Year. Elegant, large chartreuse leaves of heavy substance. Slow maturing but exquisite. Multiple awards. Slug resistant and sun tolerant.  
P3620 #1 cont. \$10.99  
P3622 #5 cont. \$32.99

## Hosta 'Tambourine'

### [Tambourine Hosta](#) ☉●

Zone 3-8 H 16-20" x W 40-48" July lavender  
Large, heart-shaped leaves are green with a creamy white margin and red petioles.  
P3638 #1 cont. \$9.99

## Hosta 'Time in a Bottle'

### [Time in a Bottle Hosta](#) PP33,267 ☉●

Zone 3-9 H 10-12" x W 30-36" July-Aug deep purple  
Narrow yellow leaves with a moderately wavy margin. Dark purple flowers contrast with the yellow foliage.  
P3640 #1 cont. \$14.99

**NEW! AVAIL 8/1**

## Hosta 'Touch of Class'

### [Touch of Class Hosta](#) ☉●

Zone 3-8 H 14-16" x W 24-30" July lavender  
Chartreuse gold center surrounded by a very wide, blue green border. Color remains bright and steadfast all year.  
P3644 #1 cont. \$12.99  
P3646 #5 cont. \$32.99

## Hosta 'Twilight'

### [Twilight Hosta](#) ☉●

Zone 3-8 H 18-22" x W 24-30" July lavender  
This sport of fortunei 'Aureomarginata' has larger and darker leaves, wider variegation, and heavier substance.  
P3650 #1 cont. \$10.99

## Hosta 'Twin Cities'

### [Twin Cities Hosta](#) ☉●

Zone H 28-32" x W 60-64" July pale lavender  
Wide, chartreuse margins that mature to gold on thick, blue green leaves.  
P3652 #1 cont. \$14.99

**NEW! AVAIL 8/1**

○= Full Sun ☉= Part Shade ●= Shade loving

Gertens: P: 651.450.1501 | F: 651.239.1316 | E: questions@gertens.com | W: gertens.com  
Landscape Project Desk P: 651.239.1315 \*Prices, sizes and availability are subject to change.



**Hosta 'Wide Brim'**

**Wide Brim Hosta** ○●

Zone 3-8 H 14-16" x W 24-30" July pale purple  
Blue-green leaves with wide, irregular cream margins; rapid grower. Sun tolerant.  
P3680 #1 cont. \$9.99

**Hosta 'Wiggles and Squiggles'**

**Wiggles and Squiggles Hosta** ◎●

Zone 3-9 H 8-10" x W 18-24" June-July lavender  
Long, spear-shaped yellow leaves possess a very wavy margin. A compact grower that will show better yellow color with some morning sun.  
P3682 #1 cont. \$12.99

**Hosta 'Winter Snow'**

**Winter Snow Hosta** ◎●

Zone 3-8 H 24-28" x W 48-54" July lavender  
A sport of 'Sum & Substance' with large, shiny, green leaves and a creamy edge that turns to pure white later in the season.  
P3684 #1 cont. \$9.99

**Hosta 'Wolverine'**

**Wolverine Hosta** ◎●

Zone 3-8 H 15-18" x W 30-36" August lavender  
Shiny, wavy blue-green foliage surrounded by a very wide, rippled, golden margin.  
P3694 #1 cont. \$10.99

**Iberis | Candytuft**

Lovely low spreading plants for edging or rock gardens, bearing tiny evergreen foliage and masses of sparkling white flowers in spring. Prune lightly (2") after flowering.

**Iberis sempervirens 'Purity'**

**Purity Candytuft** ○◎

Zone 3-9 H 4-6" x W 12-15" April-May white  
Lovely low spreading plants for edging or rock gardens, bearing evergreen foliage and masses of sparkling white flowers in spring. Prune lightly after flowering.  
P3710 #1 cont. \$9.99

**Iberis sempervirens 'Snowsurfer Forte'**

**Snowsurfer™ Forte Candytuft** ○◎

Zone 4-8 H 6-12" x W 12-18" April-May white  
Vigorous growing selection with a long bloom time. White flowers cover the low mounds in early spring.  
P3720 #1 cont. \$9.99

**Gertens Guide for Iris Bloom Times in Minnesota**

Ensata	Mid-June to Mid-July
Germanica	Mid-May to Late June
Pallida	Late May to Mid-June
Siberian	Early June to Late June

**Iris ensata | Japanese Iris**

The Japanese Iris forms clumps of tall slender foliage that bear up to 6" flowers – 3 or 4 flowers per scape. This Iris performs best in rich, slightly acidic, moisture-retentive soil that remains moist during the winter.

**Iris ensata 'Variegata'**

**Variegated Japanese Iris** ○◎

Zone 4-8 H 24-28" x W 12-16" June-July purple  
A white and green variegated iris with gorgeous, royal purple flowers. Tolerant of very wet soils and an excellent accent near water edges.  
P3760 #1 cont. \$10.99

**Iris germanica | Tall Bearded Iris**

These showy, large-flowered Iris are the products of many crosses, which have resulted in a true rainbow of colors and color combinations. The spectacular blooms are produced in spring. Bearded Iris are easily grown in any average, well-drained soil in full sun.

**Iris germanica 'Alpine Journey'**

**Alpine Journey Bearded Iris** ○◎

Zone 4-9 H 34-38" x W 18-24" May-June yellow/white  
A large bicolor with white standards and sunny yellow falls.  
P3765 #1/7" cont. \$16.99



Wide Brim Hosta



Wiggles And Squiggles Hosta



Winter Snow Hosta




Wolverine Hosta



Purity Candytuft



Snowsurfer™ Forte Candytuft



Variegated Japanese Iris



Alpine Journey Bearded Iris

○= Full Sun ◎= Part Shade ●= Shade loving

# PERENNIALS



Batik Bearded Iris



Beverly Sills Bearded Iris



Breakers Bearded Iris



Harvest of Memories Bearded Iris



Immortality Bearded Iris




Mariposa Autumn Bearded Iris



Mission Ridge Bearded Iris



Oui Madame Bearded Iris




Peggy Sue Bearded Iris



Raptor Red Bearded Iris



Savannah Sunset Bearded Iris



That's All Folks Bearded Iris

## Iris germanica 'Batik'

### [Batik Bearded Iris](#) ○◎

Zone 3-9 H 26-32" x W 12-18" May-June royal purple  
Royal purple flowers streaked white. Very distinctive with a tall habit and large flowers.  
P3768 #1/7" cont. \$16.99

## Iris germanica 'Beverly Sills'

### [Beverly Sills Bearded Iris](#) ○◎

Zone 3-9 H 30-36" x W 18-24" May-June light pink  
Very heavy bloomer with ruffled, coral pink petals and orange beards. Early midseason bloom.  
P3770 #1/7" cont. \$16.99 **NEW! AVAIL 7/1**

## Iris germanica 'Breakers'

### [Breakers Bearded Iris](#) ○◎

Zone 3-9 H 30-36" x W 16-20" May-June blue  
Heavy flowering in late spring with medium blue flowers and may rebloom in early fall.  
P3782 #1/7" cont. \$16.99

## Iris germanica 'Harvest of Memories'

### [Harvest of Memories Bearded Iris](#) ○◎

Zone 3-9 H 32-36" x W 16-20" May-June yellow  
Bright yellow blooms bear a slight, sweet fragrance. May rebloom.  
P3800 #1/7" cont. \$16.99

## Iris germanica 'Immortality'

### [Immortality Bearded Iris](#) ○◎

Zone 3-9 H 26-30" x W 12-18" May-June white  
A vigorous grower with excellent rebloom. Pure white flowers with a pale yellow beard.  
P3830 #1/7" cont. \$16.99

## Iris germanica 'Mariposa Autumn'

### [Mariposa Autumn Bearded Iris](#) ○◎

Zone 3-8 H 28-32" x W 18-24" May-June purple/white  
A striking bicolor with bright purple borders and pure white centers. May rebloom.  
P3830.6 #1/7" cont. \$16.99

## Iris germanica 'Mission Ridge'

### [Mission Ridge Bearded Iris](#) ○◎

Zone 4-9 H 36-48" x W 16-20" May-June white/purple  
Snow white standards and lilac blue falls with white centers. Late midseason bloom.  
P3830.8 #1/7" cont. \$16.99 **NEW! AVAIL 7/1**

## Iris germanica 'Oui Madame'

### [Oui Madame Bearded Iris](#) ○◎

Zone 3-8 H 34-38" x W 18-24" May-June lilac lavender  
Orchid pastel petals with lighter centers and bright orange beards. An early rebloomer with a tall, vigorous habit.  
P3831.1 #1/7" cont. \$16.99

## Iris germanica 'Peggy Sue'

### [Peggy Sue Bearded Iris](#) ○◎

Zone 3-8 H 30-34" x W 18-24" May-June light pink  
Fragrant, light pink flowers with contrasting mandarin red beards. May rebloom.  
P3832 #1/7" cont. \$16.99

## Iris germanica 'Raptor Red'

### [Raptor Red Bearded Iris](#) ○◎

Zone 3-8 H 30-34" x W 18-24" May-June deep red  
Deep red blooms have a shiny, satiny finish and yellow highlighted beards.  
P3832.2 #1/7" cont. \$16.99

## Iris germanica 'Savannah Sunset'

### [Savannah Sunset Bearded Iris](#) ○◎

Zone 3-8 H 34-38" x W 18-24" May-June orange  
Intense, saturated orange blooms on a tall, vigorous plant habit. Well branched flower stems produce abundant buds for a long display.  
P3834 #1/7" cont. \$16.99

## Iris germanica 'That's All Folks'

### [That's All Folks Bearded Iris](#) ○◎

Zone 3-8 H 36-40" x W 18-24" May-June yellow  
Very large, bright, canary yellow blooms with white falls bordered in brilliant yellow.  
P3838 #1/7" cont. \$16.99

○ = Full Sun   ◎ = Part Shade   ● = Shade loving



**Iris pallida | Sweet Iris**

This species of Iris bears fragrant lilac-blue flowers, requires good drainage, and prefers full sun.

**Iris pallida 'Albo Variegata'**

**White Variegated Sweet Iris** ○◎

Zone 3-9 H 24-32" x W 18-18" May-June lavender/blue  
Green foliage that is edged in creamy white. Lavender flowers early summer.  
P3845 #1/7" cont. \$16.99



White Variegated Sweet Iris



Butter & Sugar Siberian Iris

**Iris siberica | Siberian Iris**

Siberian Irises are easy and undemanding to grow in average garden conditions. However, they look and perform best in very moist soils and will thrive in up to 4" of standing water! Each clump will produce many flowers in a season and cultivars vary greatly in size, color, and even flower form.

**Iris siberica 'Butter & Sugar'**

**Butter & Sugar Siberian Iris** ○◎

Zone 3-9 H 28-32" x W 18-24" June-July white/yellow  
White standards and buttery yellow falls. May rebloom in fall. Award winner.  
P3880 #1 cont. \$9.99



Caesar's Brother Siberian Iris

**Iris siberica 'Caesar's Brother'**

**Caesar's Brother Siberian Iris** ○◎

Zone 3-9 H 36-42" x W 18-24" June-July violet  
Tall statured with dark, velvety-purple flowers and a yellow and white blaze.  
Award winner.  
P3900 #1 cont. \$10.99


**Iris siberica 'Lady Vanessa'**

**Lady Vanessa Siberian Iris** ○◎

Zone 4-9 H 30-36" x W 18-24" June-July wine-red  
Loosely ruffled, wine-red falls with a white blaze below light lavender signals.  
P3970 #1 cont. \$9.99



Lady Vanessa Siberian Iris



Peacock Butterfly Miss Apple Siberian Iris

**Iris siberica 'Miss Apple'**

**Peacock Butterfly™ Miss Apple Siberian Iris** ○◎

Zone 3-9 H 24-30" x W 18-24" June-July plum/lavender  
Violet red falls with embroidered gold centers and lavender violet standards.  
Heavy producer of the delightfully fragrant blooms.  
P3972 #1 cont. \$12.99


**NEW! AVAIL 7/1**

**Iris siberica 'Solar Energy'**

**Peacock Butterfly™ Solar Energy Siberian Iris** ○◎

Zone 3-9 H 22-26" x W 18-24" June-July yellow  
Amazing canary yellow falls with white and yellow standards. Early summer blooming.  
P3974 #1 cont. \$14.99

**NEW! AVAIL 7/1**



Peacock Butterfly Solar Energy Siberian Iris



Peacock Butterfly Uncorked Siberian Iris

**Iris siberica 'Uncorked'**

**Peacock Butterfly™ Uncorked Siberian Iris** ○◎

Zone 3-9 H 22-26" x W 18-24" June-July light blue/yellow  
Periwinkle blue standards and lemon yellow falls with smoky burgundy edges.  
P3976 #1 cont. \$12.99

**NEW! AVAIL 7/1**


**Iris siberica 'Sky Wings'**

**Sky Wings Siberian Iris** ○◎

Zone 3-9 H 24-28" x W 18-24" June-July sky blue  
Light blue standards with slightly darker blue falls. A compact grower.  
P3978 #1 cont. \$9.99



Sky Wings Siberian Iris



Blue Flag Iris

**Iris versicolor | Blue Flag Iris**

**Iris versicolor**

**Blue Flag Iris** ○◎

Zone 3-9 H 24-36" x W 18-24" June-July bluish purple  
Native iris with narrow, upright foliage and bluish-purple flowers in early summer. Excellent vertical effect. Tolerates saturated, boggy soils.  
NR1555 3.5"/18Tray \$69.99  
P3984 #1 cont. \$10.99

○= Full Sun ◎= Part Shade ●= Shade loving



# PERENNIALS



Beacon Silver Lamium



Purple Dragon Lamium



White Nancy Lamium



Lavance® Purple Lavender



Hidcote Blue Lavender



Phenomenal™ Lavender



Super Blue Lavender

## Lamium | Dead Nettle

This is a group of tough but attractive groundcovers with pretty, variegated foliage. It does well in deep shade and is 'deer-proof'. Must be kept watered during dry spells, this plant is best in moist, well-drained soil, shade or part shade. Also great in containers with annuals.

### Lamium maculatum 'Beacon Silver'

#### Beacon Silver Lamium ☉●

Zone 3-8 H 4-8" x W 12-18" May-June lavender  
 Silvery white leaves with a green margin and lavender pink flowers. Makes an excellent weed-smothering groundcover and also a good mask for dying bulb foliage.  
 P3993 4"/10Tray \$52.90

### Lamium maculatum 'Purple Dragon'

#### Purple Dragon Lamium PP15,890 ☉●

Zone 3-8 H 4-8" x W 12-18" May-June deep purple  
 Bright silvery foliage with unusually large, deep purple snapdragon-type flowers.  
 P4027 4"/10Tray \$59.90

### Lamium maculatum 'White Nancy'

#### White Nancy Lamium ☉●

Zone 3-8 H 4-8" x W 12-18" May-June white  
 Silvery leaves with green margins and white flowers. Dense and low growing, making it an excellent groundcover.  
 P4033 10Cell/4" \$39.99

## Lavendula | Lavender

A popular herb with gray, aromatic, evergreen foliage, and lavender or purple flowers. Winters over in the Twin Cities area in well-drained soils with protection from winds. Needs full sun. Foliage and flowers are wonderful for drying and potpourri.

### Lavendula angustifolia 'Hidcote Blue'

#### Hidcote Blue Lavender ○

Zone 4-9 H 12-15" x W 15-18" June-Aug purple  
 Compact plant with deep purple flowers makes it a good choice for edging. Silvery, fragrant foliage.  
 P4060 #1 cont. \$9.99

### Lavendula angustifolia 'Lavance Purple'

#### Lavance® Purple Lavender ○

Zone 4-8 H 10-12" x W 15-18" June-Aug purple  
 Naturally compact habit makes this plant an excellent addition to mixed containers or borders. Purple flowers bloom all season.  
 P4066 #1 cont. \$9.99

### Lavendula x intermedia 'Niko'

#### Phenomenal™ Lavender PP24,193 ○

Zone 4-9 H 24-30" x W 30-36" July-Aug lavender purple  
 A large lavender with a robust character, resisting both foliar and root diseases as well as temperature extremes. Forms a dense, uniform mound of silvery green foliage with richly fragrant lavender purple flowers.  
 P4070 #1 cont. \$9.99

### Lavendula x intermedia 'Tesseract'

#### Sensational!® Lavender PP31,786 ○

Zone 4-9 H 18-24" x W 18-24" June-Aug purple  
 Large spikes of densely packed, fragrant flowers that rebloom throughout the summer. Very good overall disease resistance. Dense, robust habit.  
 P4072 #1 cont. \$9.99 **NEW! AVAIL 5/15**

### Lavendula angustifolia 'Balavarlu'

#### Super Blue Lavender PP24,929 ○

Zone 5-9 H 10-12" x W 10-12" June-Aug blue  
 Compact variety produces rich blue blooms on short flower spikes. Excellent branching and compact spikes provide a carpet of color above the gray green foliage.  
 P4078 #1 cont. \$9.99

○ = Full Sun ☉ = Part Shade ● = Shade loving

Gertens: P: 651.450.1501 | F: 651.239.1316 | E: questions@gertens.com | W: gertens.com  
 Landscape Project Desk P: 651.239.1315 \*Prices, sizes and availability are subject to change.



## Leucanthemum | Shasta Daisy

This lovely classic border perennial features large white single or double daisies in summer. This plant must have dry soil in winter, so a well-drained bed is preferred – but keep plants moist in summer. Long bloom.

### Leucanthemum x superbum 'Becky'

#### [Becky Shasta Daisy](#) ○◎

Zone 4-9 H 30-36" x W 18-24" June-Aug white  
2003 Perennial Plant of the Year. Large, single white daisies that hold up well in heat and humidity. Ideal for cut flowers.  
P4080 #1 cont. \$9.99

### Leucanthemum x superbum 'Daisy Duke'

#### [Daisy May® Shasta Daisy](#) PP21,914 ○◎

Zone 4-9 H 18-24" x W 12-16" June-Aug white  
Incredible flower production of the 3" pure white, single flowers with a golden yellow center. Compact plants are covered with a solid dome of the classic daisy flowers from early to late summer.  
P4085 #1/7" cont. \$14.99

### Leucanthemum x superbum 'Lucille White'

#### [Lucille™ White Shasta Daisy](#) ○◎

Zone 4-9 H 16-20" x W 16-20" June-Aug white  
Compact plants produce a profusion of snowy white daisies. Earlier blooming than other cultivars.  
P4093 #1 cont. \$9.99

### Leucanthemum x superbum 'Luna'

#### [Luna Shasta Daisy](#) PP27,037 ○◎

Zone 5-9 H 16-20" x W 16-20" June-Aug white/yellow  
Double flowers start out yellow and fade to white. Dense mounds of foliage produce abundant flowers throughout the season.  
P4094 #1 cont. \$9.99

### Leucanthemum x superbum 'Macaroon'

#### [Macaroon Shasta Daisy](#) PP26,905 ○◎

Zone 5-9 H 14-20" x W 18-24" June-Aug white  
Double flowers start out lemon yellow and open to white with yellow centers. Compact, tight mounds produce abundant blooms.  
P4095 #1 cont. \$9.99

### Leucanthemum x superbum 'Madonna'

#### [Madonna Shasta Daisy](#) ○◎

Zone 3-9 H 8-10" x W 8-12" June-Aug white  
Uniform, vigorous plants are compact with excellent bud count.  
P4096 #1 cont. \$9.99

### Leucanthemum x superbum 'Mt. Hood'

#### [Mt. Hood Shasta Daisy](#) ○◎

Zone 5-9 H 16-20" x W 18-24" June-Aug white  
Large, double flowers made up of slim, pure white petals and small, yellow centers. Outstanding bloom production with multiple waves of flowers over the course of the season.  
P4097 #1 cont. \$9.99

### Leucanthemum x superbum 'Sante'

#### [Sante Shasta Daisy](#) PP19,829 ○◎

Zone 4-9 H 18-24" x W 18-24" June-Aug white  
Double, white flowers with small golden centers on strong stems. Good for mixed borders, mass planting, accent plant, and a very good cut flower.  
P4098 #1 cont. \$10.99

### Leucanthemum x superbum 'Snowcap'

#### [Snowcap Shasta Daisy](#) ○◎

Zone 4-9 H 10-12" x W 15-18" June-Aug white  
Dwarf daisy with long lasting, pure white flowers. Its compact nature tolerates adverse weather conditions.  
P4100 #1 cont. \$9.99


### Leucanthemum x superbum 'Whoops-a-Daisy'

#### [Whoops-A-Daisy Shasta Daisy](#) PP27,259 ○◎


Zone 5-9 H 12-15" x W 20-24" June-Aug white  
A compact cultivar that becomes completely covered in a cloak of white daisies in early summer. Has a more uniform habit as well as larger and more abundant flowers than 'Snowcap'.  
P4118 #1 cont. \$12.99




Becky Shasta Daisy



Daisy May® Shasta Daisy




Lucille™ White Shasta Daisy



Luna Shasta Daisy



Macaroon Shasta Daisy



Madonna Shasta Daisy



Mt. Hood Shasta Daisy



Sante Shasta Daisy



Snowcap Shasta Daisy



Whoops-A-Daisy Shasta Daisy

○= Full Sun ◎= Part Shade ●= Shade loving



# PERENNIALS



Little Plum Lewisia

## Lewisia

### Lewisia longipetala 'Little Plum'

[Little Plum Lewisia](#) ○ ●

Zone 4-8 H 4-6" x W 6-8"

May-Sept pink

Low growing evergreen succulent that blooms heavily in spring with plum purple flowers and a subsequent sporadic bloom through the summer. Best in full sun and well-drained soil.

P4133 #1 cont. \$10.99

## Liatris | Gayfeather, Blazing Star

Native plant produces tall, feathery flower spikes for cutting & drying. Does great in well-drained soil and full sun. Very heat tolerant.

### Liatris pycnostachya

[Prairie Blazingstar](#) ○

Zone 3-9 H 36-60" x W 16-20"

July-Sept purple

Bright purple flower spikes opening from the terminal end and slowly descending towards the base. Flowers are excellent for attracting butterflies; seed heads attract birds. Very adaptable to soil conditions.

NR1705 3.5"/18Tray \$39.99

P4145 #1 cont. \$9.99

### Liatris spicata

[Dense Blazingstar](#) ○

Zone 3-9 H 36-48" x W 16-20"

July-Sept violet blue

Large rosy purple spikes. Tolerates moist soils well.

NR1730 3.5"/18Tray \$39.99

P4150 #1 cont. \$9.99

### Liatris spicata 'Floristan White'

[Floristan White Blazingstar](#) ○

Zone 3-9 H 36-48" x W 16-20"

July-Sept white

Large spikes of white flowers, excellent for cutting. This plant adds a strong vertical element to the garden.

P4160 #1 cont. \$9.99

### Liatris spicata 'Kobold'

[Kobold Blazingstar](#) ○

Zone 3-9 H 24-30" x W 12-18"

July-Sept lavender rose

Early blooming, compact variety with lavender rose spikes. Good for attracting butterflies and birds.

P4170 #1 cont. \$9.99

## Ligularia | Ragwort, Rayflower

Large, impressive perennials with attractive foliage and spectacular flowers – either clusters of golden daisies or tall golden spikes. This plant must have part shade and constant moisture. It does best with morning sun in very moist soil.

### Ligularia dentata 'Britt-Marie Crawford'

[Britt-Marie Crawford Ligularia PP16.113](#) ○ ●

Zone 4-9 H 3-4' x W 2-3'

July-Aug yellow orange

Deep colored yellow orange flowers really stand out against the glossy, chocolate maroon foliage.

P4175 #2 cont. \$21.99

### Ligularia dentata 'Desdemona'

[Desdemona Ligularia](#) ○ ●

Zone 4-9 H 3-4' x W 2-3'

July-Aug golden yellow

New leaves emerge beet red in spring, then fade to greenish-bronze. Golden yellow daisy-like flowers on deep purple stems.

P4180 #2 cont. \$21.99

### Ligularia dentata 'Midnight Lady'

[Midnight Lady Ligularia](#) ○ ●

Zone 3-8 H 3-4' x W 2-3'

July-Aug orange/yellow

Bright orange-yellow flowers on tall stems. Foliage forms a large mound with dark shiny purple-black leaves.

P4181 #1/7" cont. \$12.99

### Ligularia dentata 'Pandora'

[Pandora Ligularia PPAF](#) ○ ●

Zone 4-9 H 12-14" x W 14-16"

July-Aug golden yellow

Glossy, dark chocolate brown foliage on a dense, compact habit. Cheery yellow flowers on thick red stems.

P4183 #2 cont. \$21.99

**NEW! AVAIL 5/15**



Prairie Blazingstar



Dense Blazingstar



Floristan White Blazingstar




Kobold Blazingstar



Britt-Marie Crawford Ligularia



Desdemona Ligularia



Midnight Lady Ligularia



Pandora Ligularia

○ = Full Sun   ● = Part Shade   ● = Shade loving

Gertens: P: 651.450.1501 | F: 651.239.1316 | E: [questions@gertens.com](mailto:questions@gertens.com) | W: [gertens.com](http://www.gertens.com)  
Landscape Project Desk P: 651.239.1315 \*Prices, sizes and availability are subject to change.



**Ligularia stenocephala 'Lanternchen'**

[Little Rocket Ligularia PP14.621](#) ●●

Zone 4-8 H 30-36" x W 24-30" July-Aug yellow  
Dwarf form of 'The Rocket', bright golden yellow spikes and large, dark green toothed leaves.  
P4185 #2 cont. \$21.99

**Ligularia stenocephala 'The Rocket'**

[The Rocket Ligularia](#) ●●

Zone 4-9 H 4-5' x W 2-3' July-Aug yellow  
Bright golden yellow spikes and huge, toothed leaves. An impressive specimen.  
P4190 #2 cont. \$21.99

**Lilium | Lily**

Hardy and beautiful, easy to grow in full sun to light shade. Fertilize monthly & keep soil moist. The dwarf hybrids bear large flowers on very sturdy stalks. No staking is required. Oriental lilies have a strong fragrance compared to Asiatic lilies which have a light fragrance.

**Lilium asiatica 'Tiny Bee'**

[Tiny® Bee Asiatic Lily PP16.255](#) ○●

Zone 3-9 H 12-14" x W 12-14" June-July yellow  
Bright yellow with black spotted centers.  
P4205 #1/7" cont. \$12.99

**Lilium asiatica 'Tiny Comfort'**

[Tiny® Comfort Asiatic Lily PPAF](#) ○●

Zone 3-9 H 12-14" x W 12-14" June-July burgundy  
Dark, wine red flowers on compact, free flowering plants.  
P4208 #1/7" cont. \$12.99 **NEW! AVAIL 5/15**

**Lilium asiatica 'Tiny Crystal'**

[Tiny® Crystal Asiatic Lily PPAF](#) ○●

Zone 3-9 H 12-14" x W 12-14" June-July white  
Pristine ivory white flowers contrast sharply with the dark green foliage.  
P4210 #1/7" cont. \$12.99

**Lilium asiatica 'Tiny Diamond'**

[Tiny® Diamond Asiatic Lily PPAF](#) ○●

Zone 3-9 H 12-14" x W 12-14" June-July rose/white  
Rose red flowers have white centers and a rose red eye creating a beautiful bicolor effect. Dark green foliage.  
P4217 #1/7" cont. \$12.99

**Lilium asiatica 'Tiny Ghost'**

[Tiny® Ghost Asiatic Lily PP16.161](#) ○●

Zone 3-8 H 12-14" x W 12-14" June-July purple  
Compact lily with purple flowers. Bred for more blooms, better color and sturdier stems.  
P4220 #1/7" cont. \$12.99

**Lilium asiatica 'Tiny Ink'**

[Tiny® Ink Asiatic Lily PPAF](#) ○●

Zone 3-9 H 14-16" x W 12-14" June-July purple/red  
Dark burgundy flowers with striking red tips.  
P4220.6 #1/7" cont. \$12.99

**Lilium asiatica 'Tiny Invader'**

[Tiny® Invader Asiatic Lily PP17.618](#) ○●

Zone 3-9 H 12-14" x W 12-14" June-July orange  
Compact grower produces large, bright orange flowers with spotted centers.  
P4221 #1/7" cont. \$12.99

**Lilium asiatica 'Tiny Nugget'**

[Tiny® Nugget Asiatic Lily PP26.224](#) ○●

Zone 3-9 H 12-14" x W 12-14" June-July yellow/maroon  
Bright lemon yellow flowers with heavily speckled maroon centers.  
P4222 #1/7" cont. \$12.99

**Lilium asiatica 'Tiny Orange Sensation'**

[Tiny® Orange Sensation Asiatic Lily PP20.577](#) ○●

Zone 3-9 H 12-14" x W 12-14" June-July orange/maroon  
Orange flowers with heavy maroon speckling in the center.  
P4223 #1/7" cont. \$12.99



Little Rocket Ligularia




The Rocket Ligularia




Tiny® Bee Asiatic Lily




Tiny® Comfort Asiatic Lily




Tiny® Crystal Asiatic Lily




Tiny® Diamond Asiatic Lily



Tiny® Ghost Asiatic Lily




Tiny® Ink Asiatic Lily



Tiny® Invader Asiatic Lily



Tiny® Nugget Asiatic Lily



Tiny® Orange Sensation Asiatic Lily

○= Full Sun ●= Part Shade ●●= Shade loving

# PERENNIALS



Tiny° Pearl Asiatic Lily



Tiny° Ranger Asiatic Lily



Tiny° Rocket Asiatic Lily



Tiny° Toons Asiatic Lily



Big Smile Oriental Lily



Rose Lily™ Elena Oriental Lily



Rose Lily™ Samantha Oriental Lily



Sunny Camino Oriental Lily



Stargazer Oriental Lily



Lily Looks™ Sunny Keys Oriental Lily



Sapphire Perennial Flax

## Lilium asiatica 'Tiny Pearl'

[Tiny® Pearl Asiatic Lily PP22,874](#)⊙⊙

Zone 3-9 H 14-16" x W 12-14" June-July pink  
Large, hot pink flowers on compact, glossy plants.  
P4224 #1/7" cont. \$12.99

## Lilium asiatica 'Tiny Ranger'

[Tiny® Ranger Asiatic Lily PPAF](#)⊙⊙

Zone 3-9 H 12-14" x W 12-14" June-July yellow  
Large, bright yellow blooms on small statured plants.  
P4225 #1/7" cont. \$12.99 **NEW! AVAIL 5/15**

## Lilium asiatica 'Tiny Rocket'

[Tiny® Rocket Asiatic Lily PP24,500](#)⊙⊙

Zone 3-8 H 12-14" x W 12-14" June-July red  
Compact plants produce deep red flowers with darker red centers.  
P4225.2 #1/7" cont. \$12.99

## Lilium asiatica 'Tiny Toons'

[Tiny® Toons Asiatic Lily PPAF](#)⊙⊙

Zone 3-9 H 14-16" x W 12-14" June-July pink  
Beautiful pink flowers have a slight orange tinge to the centers.  
P4226.3 #1/7" cont. \$12.99

## Lilium orientalis 'Big Smile'

[Big Smile Tricolor Oriental Lily](#)⊙⊙

Zone 4-9 H 36-48" x W 16-18" June-July white/red/yellow  
Striking tricolor blooms of pure white with a bright deep red blaze and yellow centers. Beautifully fragrant flowers.  
P4228 #1 cont. \$9.99 **NEW! AVAIL 5/1**

## Lilium orientalis 'Elena'

[Rose Lily™ Elena Oriental Lily](#)⊙⊙

Zone 4-9 H 36-40" x W 12-16" June-July pink  
Double, pink, fragrant flowers have darker rose midribs and lightly spotted centers. Long lasting and fragrant, makes an excellent cut flower.  
P4229.3 #1 cont. \$9.99

## Lilium orientalis 'Samantha'

[Rose Lily™ Samantha Oriental Lily](#)⊙⊙

Zone 4-9 H 32-34" x W 12-16" June-July pink/white  
Deep pink, pollen-free double flowers have a wavy white margin. Long lasting, fragrant blooms make excellent cut flowers.  
P4229.6 #1 cont. \$9.99

## Lilium orientalis 'Stargazer'

[Stargazer Oriental Lily](#)⊙⊙

Zone 4-9 H 30-36" x W 16-18" June-July pink/red  
Crimson flowers with white edges and burgundy freckles. Tall plant for back of the border. Very fragrant.  
P4230 #1/7" cont. \$12.99

## Lilium orientalis 'Sunny Camino'

[Sunny Camino Oriental Lily PP24,303](#)⊙⊙

Zone 4-9 H 16-18" x W 12-16" June-July pink  
Large, fragrant, medium pink flowers have fine white edges.  
P4263 #1 cont. \$9.99 **NEW! AVAIL 5/15**

## Lilium orientalis 'Sunny Keys'

[Lily Looks™ Sunny Keys Oriental Lily PP26,441](#)⊙⊙

Zone 4-9 H 16-18" x W 12-16" June-July pink  
Dark pink flowers have a thin white edge on each petal.  
P4264 #1 cont. \$9.99

## Linum | Flax

### Linum perenne 'Sapphire'

[Sapphire Perennial Flax](#) ⊙

Zone 4-9 H 10-12" x W 14-18" May-Aug blue  
Blue flowers over delicate, lacy foliage. Long blooming.  
P4300 #1 cont. \$9.99

⊙ = Full Sun ⊙ = Part Shade ● = Shade loving

Gertens: P: 651.450.1501 | F: 651.239.1316 | E: questions@gertens.com | W: gertens.com  
Landscape Project Desk P: 651.239.1315 \*Prices, sizes and availability are subject to change.




**Liriope | Lilyturf**

**Liriope spicata**

**Creeping Lily Turf** ○●

Zone 4-9 H 6-12" x W 12-18" Aug-Sept lavender  
Grass-like groundcover that can be used as a lawn substitute. It has thick, grass like leaves and spikes of lavender colored flowers in late summer.  
P4310 #1 cont. \$9.99



Creeping Lily Turf

**Lobelia | Cardinal Flower**

This large, showy ornamental plant attracts hummingbirds and butterflies. Best in moist, well-drained soil in part sun to full sun.

**Lobelia fulgens 'Queen Victoria'**

**Queen Victoria Cardinal Flower** ○◎

Zone 4-9 H 36-48" x W 18-24" July-Sept red  
Tall spikes of bright scarlet flowers with striking burgundy foliage. Attractive to both hummingbirds and butterflies.  
P4320 #1 cont. \$9.99



Queen Victoria Cardinal Flower

**Lupinus | Lupine**

Produce distinct, densely packed flower stalks in a wide range of colors. Grow best in cool, moist, well-drained soil in sun to part shade.

**Lupinus polyphyllus 'Mini Gallery Blue'**

**Mini Gallery™ Blue Lupine** ○◎

Zone 4-8 H 14-16" x W 10-14" May-June dark blue/white  
Early blooming, pea-shaped, luxurious blue flowers. Dark green compact foliage. Good as an accent or for mass planting. Best in well drained soils.  
P4327 #1 cont. \$9.99



Mini Gallery™ Blue Lupine

**Lupinus polyphyllus 'Mini Gallery Pink'**

**Mini Gallery™ Pink Lupine** ○◎

Zone 4-8 H 14-16" x W 10-14" May-June pink/white  
Early blooming, pea-shaped, soft pink and white flowers. Dark green compact foliage. Good as an accent or for mass planting. Best in well drained soils.  
P4328 #1 cont. \$9.99



Mini Gallery™ Pink Lupine



Mini Gallery™ Red Lupine

**Lupinus polyphyllus 'Mini Gallery Red'**

**Mini Gallery™ Red Lupine** ○◎

Zone 4-8 H 14-16" x W 10-14" May-June red  
Early blooming, pea-shaped solid red flowers. Dark green compact foliage. Good as an accent or for mass planting. Best in well drained soils.  
P4329 #1 cont. \$9.99

**Lupinus polyphyllus 'Mini Gallery Yellow'**

**Mini Gallery™ Yellow Lupine** ○◎

Zone 4-8 H 14-16" x W 10-14" May-June yellow  
Early blooming, pea-shaped solid yellow flowers. Dark green compact foliage. Good as an accent or for mass planting. Best in well drained soils.  
P4330 #1 cont. \$9.99



Mini Gallery™ Yellow Lupine



Mini Gallery™ White Lupine

**Lupinus polyphyllus 'Mini Gallery White'**

**Mini Gallery™ White Lupine** ○◎

Zone 4-8 H 14-16" x W 10-14" May-June white  
Early blooming pea-shaped clean white flowers. Dark green compact foliage. Good as an accent or for mass planting. Best in well drained soils.  
P4332 #1 cont. \$9.99

**Lychnis | Maltese Cross**

**Lychnis arkwrightii 'Orange Gnome'**

**Orange Gnome Maltese Cross** ○

Zone 3-9 H 12-15" x W 10-12" May-June red orange  
Bright orange flowers with purple-bronze foliage. Attracts butterflies and hummingbirds.  
P4370 #1 cont. \$9.99




Orange Gnome Maltese Cross

○= Full Sun ◎= Part Shade ●= Shade loving


Gertens: P: 651.450.1501 | F: 651.239.1316 | E: questions@gertens.com | W: gertens.com  
Landscape Project Desk P: 651.239.1315 \*Prices, sizes and availability are subject to change.



# PERENNIALS




Firecracker Lysimachia



Golden Lysimachia



Balmy™ Purple Bee Balm



Balmy™ Rose Bee Balm



Bee You™ Bee-Free Bee Balm



Bee You™ Bee-Happy Bee Balm



Bee You™ Bee-Lieve Bee Balm



Bee You™ Bee-Merry Bee Balm



Fireball Bee Balm

## Lysimachia | Loosestrife

Loosestrife is a large and varied group of perennials from around the northern hemisphere. They are easy to cultivate and tolerate a wide range of conditions – including shady sites and moist soils. These species are not the same as the invasive Purple Loosestrife.

### Lysimachia ciliata 'Firecracker'

#### [Firecracker Lysimachia](#) ○◎

Zone 2-8 H 18-24" x W 16-20" June-July yellow

A marvelous, clumping, dark burgundy-leaved addition for sun or shade. Foliage is contrasted by bright, airy clusters of small, star shaped yellow flowers in mid summer. Makes an excellent cut flower.

P4409 #1 cont. \$9.99

### Lysimachia nummularia 'Aurea'

#### [Golden Lysimachia](#) ○◎

Zone 3-8 H 2-4" x W 18-24" June-July yellow

A popular low spreading creeper with bright yellow flowers in summer and beautiful chartreuse leaves. Tolerates all sites and conditions. Great on banks, walls, rockeries, creeping into ponds or out of hanging baskets.

P4412 4"/10Tray \$49.90

## Monarda | Bee Balm

Deliciously fragrant leaves and showy, long-blooming flowers make this a popular perennial. Relatively easy to grow, Monarda appreciate constant moisture as well as a site with good air circulation. Deer proof.

### Monarda didyma 'Balbalmurp'

#### [Balmy™ Purple Bee Balm PP25.561](#) ○◎

Zone 4-8 H 10-12" x W 8-10" July-Sept burgundy

Very compact variety with purple red flowers. Flowers freely over a long period, starting earlier than other Monarda varieties. Very good disease resistance.

P4445 #1 cont. \$9.99

### Monarda didyma 'Balbalmose'

#### [Balmy™ Rose Bee Balm PP26.567](#) ○◎

Zone 4-9 H 10-12" x W 8-10" July-Sept rose pink

Compact plants produce bright, bold rose pink blooms. Early flowering with excellent disease resistance.

P4446 #1 cont. \$9.99

### Monarda 'Mon0012BFR'

#### [Bee You™ Bee-Free Bee Balm PP29,032](#) ○◎

Zone 4-9 H 15-18" x W 12-15" July-Sept purple

Radiant purple flowers on compact, highly mildew resistant plants. Dark bracts complement the flowers.

P4446.7 #1 cont. \$10.99

### Monarda didyma 'Mon0001BHA'

#### [Bee You™ Bee-Happy Bee Balm PP29,080](#) ○◎

Zone 4-9 H 15-18" x W 12-15" July-Sept red

Bright, vermilion red flowers adorn the compact, mildew resistant plants. Deep green foliage and colored bracts complement the lovely flowers.

P4447 #1 cont. \$10.99

### Monarda 'Mon0004BLI'

#### [Bee You™ Bee-Lieve Bee Balm PP29,078](#) ○◎

Zone 4-9 H 15-18" x W 12-15" July-Sept pink

Maroon buds open to bright pink flowers with maroon bracts. Compact plants are extremely mildew resistant.

P4447.7 #1 cont. \$10.99

### Monarda didyma 'Bee Merry'

#### [Bee You™ Bee-Merry Bee Balm PPAF](#) ○◎

Zone 4-9 H 12-15" x W 10-12" July-Sept coral pink

Bright, deep pink flowers adorn the compact, mildew resistant plants. Deep green foliage and colored bracts complement the lovely flowers.

P4448 #1 cont. \$10.99

### Monarda didyma 'Fireball'

#### [Fireball Bee Balm PP14,235](#) ○◎

Zone 4-9 H 24-30" x W 24-30" July-Sept red

Mid-sized cultivar with disease resistant dark green foliage and raspberry red flowers.

P4450 #1 cont. \$9.99

○ = Full Sun   ◎ = Part Shade   ● = Shade loving

Gertens: P: 651.450.1501 | F: 651.239.1316 | E: [questions@gertens.com](mailto:questions@gertens.com) | W: [gertens.com](http://gertens.com)  
Landscape Project Desk P: 651.239.1315 \*Prices, sizes and availability are subject to change.



**Monarda didyma 'Acrade'**

**Grand Parade™ Bee Balm PP19,580** ○◎

Zone 3-8 H 14-16" x W 16-20" July-Sept lavender  
 Deep green foliage is upright, rounded, and compact. Floriferous, with lavender flowers. Mildew resistant.  
 P4454 #1 cont. \$10.99

**Monarda didyma 'Jacob Cline'**

**Jacob Cline Bee Balm** ○◎

Zone 4-9 H 36-42" x W 24-30" July-Sept red  
 Large red flowers on nearly disease proof plants; large, vigorous grower.  
 P4460 #1 cont. \$9.99

**Monarda 'Leading Lady Plum'**

**Leading Lady Plum Bee Balm PP26,477** ○◎

Zone 4-8 H 10-14" x W 22-28" June-Aug purple  
 An earlier flowering cultivar consisting of dark green foliage topped by vibrant, magenta purple blooms.  
 P4508 #1/7" cont. \$14.99

**Monarda didyma 'Raspberry Wine'**

**Raspberry Wine Bee Balm** ○◎

Zone 4-9 H 30-36" x W 24-30" July-Sept raspberry red  
 Clear raspberry red colored flowers on mildew resistant, dark green foliage.  
 P4500 #1 cont. \$9.99

**Monarda 'Berry Taffy'**

**Sugar Buzz® Berry Taffy Bee Balm PPAF** ○◎

Zone 4-8 H 14-16" x W 18-24" July-Sept raspberry pink  
 A more compact member of the Sugar Buzz® series boasting vibrant, raspberry pink flowers that explode from the deep green foliage. Good powdery mildew resistance.  
 P4504 #1 cont. \$9.99

**Monarda 'Bubblegum Blast'**

**Sugar Buzz® Bubblegum Blast Bee Balm PP27,497** ○◎

Zone 4-8 H 22-26" x W 30-36" July-Sept hot pink  
 Intermediate sized cultivar with amazing flower potential. Hot pink flowers smother the dark green foliage. Good disease resistance.  
 P4505 #1 cont. \$9.99

**Monarda 'Cherry Pops'**

**Sugar Buzz® Cherry Pops Bee Balm PP27,619** ○◎

Zone 4-8 H 18-22" x W 24-28" July-Sept red  
 A compact cultivar for the middle of the border garden. Strong stems support the cherry red flowers. Dark green foliage forms a well behaved, upright clump and shows good resistance to powdery mildew.  
 P4506 #1 cont. \$9.99

**Monarda 'Grape Gumball'**

**Sugar Buzz® Grape Gumball Bee Balm PP27,498** ○◎

Zone 4-8 H 20-24" x W 18-24" July-Sept purple  
 Compact, strong stems become a solid dome of vibrant, magenta purple flowers. The upright clump of dark green foliage shows good resistance to powdery mildew.  
 P4513 #1 cont. \$9.99

**Monarda 'Rockin' Raspberry'**

**Sugar Buzz® Rockin' Raspberry Bee Balm PP28,752** ○◎

Zone 4-8 H 18-22" x W 18-24" July-Sept raspberry purple  
 Dark green foliage is covered by vibrant, deep raspberry purple blooms in mid-summer. Compact, mildew resistant plants.  
 P4507 #1 cont. \$9.99

**Mukgenia | Red Leafed Mukgenia**

**Mukgenia 'Nova Flame'**

**Nova® Flame Mukgenia** ◎●

Zone 3-9 H 8-10" x W 12-16" April-May pink  
 A cross between Bergenia and Mukdenia featuring serrated, thick, leathery leaves that turn lovely red shades in the fall before going dormant. Dark pink flowers in the spring are a beautiful complement to the glossy green foliage.  
 P4520 #1 cont. \$19.99



Grand Parade™ Bee Balm




Jacob Cline Bee Balm



Leading Lady Plum Bee Balm




Raspberry Wine Bee Balm



Sugar Buzz® Berry Taffy Bee Balm




Sugar Buzz® Bubblegum Blast Bee Balm



Sugar Buzz® Cherry Pops Bee Balm



Sugar Buzz® Grape Gumball Bee Balm



Sugar Buzz® Rockin' Raspberry Bee Balm



Nova® Flame Mukgenia

○= Full Sun ◎= Part Shade ●= Shade loving




# PERENNIALS



Blue Wonder Catmint



Junior Walker™ Catmint



Neptune Catmint




Walker's Low Catmint



Purrsian Blue Catmint



Little Trudy® Catmint



Yellow Evening Primrose



Green Carpet Japanese Spurge



Japanese Spurge

## Nepeta | Catmint

Bush, long-blooming perennial herb with abundant flowers on aromatic foliage. Best in full sun. Will rebloom with shearing.

### Nepeta faassenii 'Blue Wonder'

#### Blue Wonder Catmint ○◎

Zone 3-9 H 12-15" x W 16-20" June-Sept blue

A compact plant that reblooms with lavender-blue flowers. Best rebloom comes with pruning after bloom. Aromatic foliage.

P4530 #1 cont. \$9.99

### Nepeta x 'Novanepjun'

#### Junior Walker™ Catmint PP23,074 ○◎

Zone 3-8 H 16-20" x W 16-20" June-Sept lavender blue

Compact habit with grayish green foliage and lavender blue flowers from spring to fall. Sterile.

P4583 #1 cont. \$9.99

### Nepeta x 'Psfike'

#### Little Trudy® Catmint PP18,904 ○◎

Zone 4-8 H 10-12" x W 12-18" June-Sept purple

A compact selection, blooms continuously from early summer to fall. The bright lavender purple flowers provide a perfect contrast to the silvery green foliage.

P4585 #1 cont. \$9.99

### Nepeta kubanica 'Bokratune'

#### Neptune Catmint PP29,556 ○◎

Zone 4-9 H 8-12" x W 8-10" July-Sept blue

A compact, upright cultivar with very large, blue flowers. Will rebloom if deadheaded. A different species with a different look from other catmint.

P4590 #1 cont. \$9.99

### Nepeta faassenii 'Purrsian Blue'

#### Purrsian Blue Catmint PP24,788 ○◎

Zone 3-8 H 12-16" x W 16-20" June-Sept purple-blue

A very showy selection with a tidy habit. The compact shape is covered by closely spaced, periwinkle blue flowers in early summer.

P4577 #1 cont. \$9.99

### Nepeta faassenii 'Walker's Low'

#### Walker's Low Catmint ○◎

Zone 3-9 H 18-24" x W 18-24" June-Sept blue

2007 Perennial Plant of the Year. Long blooming with blue lavender flowers atop silvery, aromatic foliage.

P4580 #1 cont. \$9.99

## Oenothera | Evening Primrose

A low, neat mound with showy, long-blooming flowers. Great for small spaces, does best in full sun & well drained soil. Drought tolerant.

### Oenothera missouriensis

#### Yellow Evening Primrose ○◎

Zone 4-8 H 12-16" x W 18-24" June-July yellow

Large, papery yellow flowers with a low, spreading form. Easy to grow North American native.

P4600 #1 cont. \$9.99

## Pachysandra | Japanese Spurge

A premium evergreen groundcover for shade or deep shade. Vigorous, shiny, toothed leaves and white flowers in spring. Does best in moist, well-drained organic soils.

### Pachysandra terminalis 'Green Carpet'

#### Green Carpet Japanese Spurge ○●

Zone 4-9 H 6-12" x W 12-18" May-June white

An outstanding ground cover for shade areas; with a uniform, compact form and a deeper green color than the species.

P4610 2.25"/24Tray \$69.99

P4612 3.5"/18Tray \$56.99

### Pachysandra terminalis

#### Japanese Spurge ○●

Zone 4-8 H 6-8" x W 12-18" May-June white

A premium evergreen groundcover for shade or deep shade. Vigorous, shiny, toothed leaves and white flowers in the spring. Does best in moist, well-drained organic soils.

P4616 2.25"/24Tray \$69.99

P4618 3.5"/18Tray \$56.99

P4622 10Cell/4" \$39.99

○= Full Sun ◎= Part Shade ●= Shade loving



**Pachysandra terminalis 'Green Sheen'**

**[Green Sheen Japanese Spurge](#)** ☉●

Zone 4-8 H 6-8" x W 12-18" May-June white  
 A great selection with extra glossy, deep green leaves. An excellent choice for deep shade areas.  
 P4622.7 2.25"/24Tray \$69.99  
 P4622.8 3.5"/18Tray \$56.99

**Paeonia | Peony**

This elegant, hardy, and long-lived perennial is regaining popularity as gardeners discover excellent hybrids with gorgeous flowers on strong, sturdy stems. Peonies require little care and like cold climates as well as clay soil. Fertilize spring and fall with bone meal and water during dry spells. Shade decreases bloom.

**Paeonia 'Bartzella'**

**[Bartzella Itoh Peony](#)** ○☉

Zone 4-8 H 30-36" x W 24-36" May-June yellow  
 Vigorous free standing plants are disease resistant and produce a plethora of very large yellow flowers. Deadheading spent flowers may stimulate a rebloom.  
 P4624 #2 cont. \$36.99  
 P4625 #5 cont. \$129.99

**Paeonia 'Yumi'**

**[Yumi™ Itoh Peony](#)** ○☉

Zone 4-8 H 24-30" x W 24-30" May-June yellow  
 Large, double yellow flowers that grow on strong stems and a dark green, compact mound.  
 P4637 #5 cont. \$129.99

**Paeonia x 'Buckeye Belle'**

**[Buckeye Belle Peony](#)** ○☉

Zone 3-8 H 30-36" x W 24-36" May-June maroon  
 Very dark red, semi-double flowers. Early season bloom.  
 P4640 #2 cont. \$32.99 **NEW! AVAIL 6/15**

**Paeonia lactiflora 'Charles White'**

**[Charles White Peony](#)** ○☉

Zone 3-8 H 24-28" x W 24-36" May-June white  
 Large, double white flowers are fragrant. Early season bloom.  
 P4643 #2 cont. \$21.99

**Paeonia x 'Coral Charm'**

**[Coral Charm Peony](#)** ○☉

Zone 4-8 H 30-36" x W 24-36" May-June coral pink  
 Bright, double orange-coral flowers. Early midseason bloom.  
 P4645 #2 cont. \$29.99

**Paeonia lactiflora 'Dutchess de Nemours'**

**[Dutchess De Nemours Peony](#)** ○☉

Zone 4-8 H 32-36" x W 24-36" May-June white  
 Double, white blooms with yellow centers and strong stems. Heavy flowering and fragrant. Early season bloom.  
 P4650 #2 cont. \$26.99

**Paeonia lactiflora 'Felix Supreme'**

**[Felix Supreme Peony](#)** ○☉

Zone 3-8 H 28-32" x W 24-36" May-June dark red  
 Large, double, dark red flower heads. Good fragrance. Mid season bloom.  
 P4653 #2 cont. \$21.99

**Paeonia lactiflora 'Gay Paree'**

**[Gay Paree Peony](#)** ○☉

Zone 3-8 H 26-30" x W 24-36" May-June magenta  
 Brilliant magenta petals that surround a pale pink and ivory center. Late midseason bloom.  
 P4658 #2 cont. \$29.99

**Paeonia lactiflora 'Kansas'**

**[Kansas Peony](#)** ○☉

Zone 3-8 H 32-36" x W 24-36" May-June carmine red  
 Large double carmine red flowers on strong stems. Early season bloom.  
 P4670 #2 cont. \$21.99

**Paeonia lactiflora 'Monsieur Jules Elie'**

**[Monsieur Jules Elie Peony](#)** ○☉


Zone 3-8 H 36-40" x W 30-36" May-June pink  
 Very large, double flowers are rose pink with silvery pink center petals. Rose-like fragrance. Early midseason bloom.  
 P4673 #2 cont. \$26.99




Green Sheen Japanese Spurge




Bartzella Itoh Peony




Yumi™ Itoh Peony



Buckeye Belle Peony



Charles White Peony




Coral Charm Peony



Dutchess De Nemours Peony



Felix Supreme Peony



Gay Paree Peony



Kansas Peony



Monsieur Jules Elie Peony

○= Full Sun ☉= Part Shade ●= Shade loving

# PERENNIALS



Moon Of Nippon Peony



Paula Fay Peony



Raspberry Sundae Peony



Red Charm Peony



Sarah Bernhardt Peony



Sword Dance Peony



Fernleaf Peony



Champagne Bubbles Yellow Poppy



Champagne Bubbles Orange Poppy



Brilliant Oriental Poppy



Champagne Bubbles Scarlet Poppy

## **Paeonia lactiflora 'Moon of Nippon'**

### **Moon of Nippon Peony** ○◎

Zone 3-8 H 32-36" x W 24-36" May-June white  
Japanese peony with pure white, single flowers surrounding a glowing yellow center. Late midseason bloom.  
P4675 #2 cont. \$26.99

## **Paeonia lactiflora 'Paula Fay'**

### **Paula Fay Peony** ○◎

Zone 4-8 H 32-36" x W 24-36" May-June pink  
Gorgeous, vivid pink semi-double flowers. Strong stems, very neat habit. Early season bloom.  
P4690 #2 cont. \$21.99

## **Paeonia lactiflora 'Raspberry Sundae'**

### **Raspberry Sundae Peony** ○◎

Zone 3-8 H 28-32" x W 24-36" May-June pink/white  
Fragrant, large, double flowers are light pink, swirled with white, a layer of cream petals, and topped with soft raspberry pink petals. Midseason bloom.  
P4710 #2 cont. \$29.99

## **Paeonia lactiflora 'Red Charm'**

### **Red Charm Peony** ○◎

Zone 3-8 H 30-36" x W 24-36" May-June red  
Amazing, ruffled, deep red double flowers on medium green foliage. Early season bloom.  
P4715 #2 cont. \$32.99

## **Paeonia lactiflora 'Sarah Bernhardt'**

### **Sarah Bernhardt Peony** ○◎

Zone 3-8 H 28-32" x W 24-36" May-June rose pink  
Large, double, fragrant medium rose pink flowers. Late season bloom.  
P4740 #2 cont. \$21.99

## **Paeonia lactiflora 'Sword Dance'**

### **Sword Dance Peony** ○◎

Zone 3-8 H 24-28" x W 24-36" May-June red  
Stunning, single, deep red petals surround a fringed golden yellow heart. Compact and rarely needs support. Late season bloom.  
P4765 #2 cont. \$21.99

## **Paeonia tenuifolia 'Rubra Flora Plena'**

### **Fernleaf Peony** ○◎

Zone 3-8 H 15-20" x W 18-24" May-June red  
This unusual looking plant has soft, feathery foliage on a small, neatly mounded plant. Double red blooms. Early season bloom.  
P4838 #2 cont. \$96.99

## **Papaver | Poppy**

Brilliant colored poppies give the garden large, papery flowers in late spring and early summer. Oriental poppy foliage goes dormant after blooming.

## **Papaver nudicaule 'Champagne Bubbles Yellow'**

### **Champagne Bubbles Yellow Iceland Poppy** ○

Zone 4-9 H 12-15" x W 8-12" May-June yellow  
Strong stemmed, bushy plants yield loads of large, cup shaped yellow flowers.  
P4840 #1 cont. \$9.99

## **Papaver nudicaule 'Champagne Bubbles Orange'**

### **Champagne Bubbles Orange Iceland Poppy** ○

Zone 4-9 H 12-15" x W 8-12" May-June orange  
Strong stemmed, bushy plants yield loads of large, cup shaped orange flowers.  
P4842 #1 cont. \$9.99

## **Papaver nudicaule 'Champagne Bubbles Scarlet'**

### **Champagne Bubbles Scarlet Iceland Poppy** ○

Zone 4-9 H 12-15" x W 8-12" May-June red  
Strong stemmed, bushy plants yield loads of large, cup shaped scarlet red flowers.  
P4843 #1 cont. \$9.99

## **Papaver orientalis 'Brilliant'**

### **Brilliant Oriental Poppy** ○◎

Zone 3-7 H 26-30" x W 18-24" June-July fiery red  
Large, wildfire red flowers, measure 4 to 5 inches across, have a striking black center.  
P4870 #1 cont. \$9.99

○= Full Sun ◎= Part Shade ●= Shade loving




**Papaver orientalis 'Fruit Punch'**

**Fruit Punch Oriental Poppy** ○◎

Zone 3-8 H 24-30" x W 15-18" June-July warm colors  
A delicious blend of tropical colors - hot pink, red, plum, and orange.  
Generally one color per pot.  
P4875 #1 cont. \$9.99 **NEW! AVAIL 5/15**



Fruit Punch Oriental Poppy



Prince Of Orange Oriental Poppy


**Papaver orientalis 'Prince of Orange'**

**Prince of Orange Oriental Poppy** ○◎

Zone 3-8 H 26-30" x W 18-24" June-July orange  
Large, 4-5" tangerine orange blooms with a black center.  
P4885 #1 cont. \$9.99



Princess Victoria Louise Oriental Poppy



Royal Wedding Oriental Poppy

**Papaver orientalis 'Princess Victoria Louise'**

**Princess Victoria Louise Oriental Poppy** ○◎

Zone 3-7 H 26-30" x W 18-24" June-July salmon  
Light apricot pink petals with a dark base over blue-green foliage.  
Superb border plant.  
P4910 #1 cont. \$9.99

**Papaver orientalis 'Royal Wedding'**

**Royal Wedding Oriental Poppy** ○◎

Zone 3-7 H 26-30" x W 18-24" June-July white  
Papery white, flouncy flowers with contrasting black center measure 4 to 6 inches across.  
P4900 #1 cont. \$9.99


**Penstemon | Beardtongue**

These plants slightly resemble Foxglove and Snapdragons, producing tall, slender stalks of lovely, tubular flowers. They perform best in well-drained soil in full sun. Drought tolerant and deer proof. Hummingbirds love these flowers.


**Penstemon barbatus 'Riding Hood Red'**

**Riding Hood Red Beardtongue PP18.950** ○

Zone 4-8 H 15-18" x W 15-18" June-Aug scarlet red  
Plants have a compact and upright growth habit. Good basal branching ensures an abundant display of strong flowering stems with scarlet red flowers.  
P4932 #1 cont. \$9.99



Riding Hood Red Beardtongue



Dakota™ Burgundy Beardtongue

**Penstemon digitalis 'TNPENDB'**

**Dakota™ Burgundy Beardtongue PP30.569** ○

Zone 3-8 H 18-24" x W 16-20" June-July pink  
A more compact version of 'Dark Towers' with slightly darker flowers and foliage.  
P4934 #1 cont. \$10.99  
P4934.5 #2 cont. \$26.99


**Penstemon digitalis 'Dark Towers'**

**Dark Towers Beardtongue PP20.013** ○

Zone 3-8 H 30-36" x W 18-24" June-July light pink  
Clump forming with dark, red-wine foliage with pink flowers. Excellent accent plant.  
P4935 #1 cont. \$10.99



Dark Towers Beardtongue



Russian Sage

**Perovskia | Russian Sage**

This plant is not a true sage but bears a lovely herbal scent just the same. Slow to start out in spring, the silvery gray foliage produces lovely blue-lavender flower spikes for cutting and drying. This plant thrives in hot, dry conditions and needs good drainage. It looks best planted in groups of three or more and is fabulous combined with Shasta Daisies and Coreopsis.

**Perovskia atriplicifolia**

**Russian Sage** ○

Zone 4-9 H 30-36" x W 20-30" July-Sept lavender  
1995 Perennial Plant of the Year. Airy spires of soft lavender blue flowers with silvery, dissected, aromatic foliage. Good for mass plantings or as an accent.  
P4970 #1 cont. \$9.99



Blue Jean Baby Russian Sage

**Perovskia atriplicifolia 'Blue Jean Baby'**

**Blue Jean Baby Russian Sage PP29.281** ○

Zone 4-9 H 28-34" x W 28-34" July-Sept blue  
An early flowering, vigorous selection that resists lodging. Abundant, showy periwinkle blue flowers last for an extended period in summer through fall.  
P4972 #1 cont. \$9.99


○= Full Sun ◎= Part Shade ●= Shade loving



# PERENNIALS



Crazy Blue Russian Sage




Denim 'n Lace Russian Sage



Little Spire Russian Sage




Candy Stripe Creeping Phlox



Coral Eye Creeping Phlox




Emerald Blue Creeping Phlox



Crimson Beauty Creeping Phlox




Emerald Cushion Blue Creeping Phlox



Emerald Pink Creeping Phlox



Purple Beauty Creeping Phlox



White Delight Creeping Phlox

## Perovskia atriplicifolia 'Crazy Blue'

[Crazy Blue Russian Sage PP25.639](#) ○

Zone 4-8 H 16-18" x W 14-16" July-Sept blue

Compact, sturdy plants with excellent branching producing a robust display of blue blooms.

P4973 #1 cont. \$9.99

## Perovskia atriplicifolia 'Denim 'n Lace'

[Denim 'N Lace Russian Sage PP28.445](#) ○

Zone 4-8 H 28-32" x W 34-38" July-Sept purple blue

A strong stemmed cultivar with an upright habit. Abundant, bright, sky blue flowers produce an amazing full bloom.

P4975 #1/7" cont. \$16.99

## Perovskia atriplicifolia 'Little Spire'

[Little Spire Russian Sage](#) ○

Zone 4-8 H 24-30" x W 14-18" July-Sept blue

A compact variety of Russian Sage that remains short and upright. For best effect, plant in groups of three or more. Aromatic foliage.

P4980 #1 cont. \$9.99

## Phlox | Creeping Phlox

Useful, spring-blooming plants for walls, slopes, and rock gardens with low spreading habit and stiff, needle-like foliage. Great for well-drained, sunny sites. May be tired for green roof plantings.

### Phlox subulata 'Candy Stripe'

[Candy Stripe Creeping Phlox](#) ○◎

Zone 2-8 H 3-6" x W 12-16" April-May pink/white

Low growing mat of evergreen foliage with pink and white bi-color flowers. Perfect for edging, rock gardens, or planted on slopes.

P5030 #1 cont. \$9.99

### Phlox subulata 'Coral Eye'

[Coral Eye Creeping Phlox](#) ○◎

Zone 3-8 H 3-6" x W 12-16" April-May white w/pink eye

Near white flowers have a light pink blush and a bright pink eye. Excellent as a groundcover, for edging, or in rock gardens.

P5033 #1 cont. \$9.99

### Phlox subulata 'Crimson Beauty'

[Crimson Beauty Creeping Phlox](#) ○◎

Zone 3-8 H 3-6" x W 12-16" April-May rose red

Rose red flowers in early to mid-spring. Good for edging walkways, banks and rock gardens.

P5035 #1 cont. \$9.99

### Phlox subulata 'Emerald Blue'

[Emerald Blue Creeping Phlox](#) ○◎

Zone 2-8 H 3-6" x W 12-16" April-May medium blue

Dark green glossy foliage with light blue flowers. Good groundcover plant.

P5040 #1 cont. \$9.99

### Phlox subulata 'Emerald Cushion Blue'

[Emerald Cushion Blue Creeping Phlox](#) ○◎

Zone 3-8 H 3-6" x W 12-16" April-May lavender-blue

Light lavender-blue flowers with a dark blue eye cover the dark green glossy foliage each spring.

P5045 #1 cont. \$9.99

### Phlox subulata 'Emerald Pink'

[Emerald Pink Creeping Phlox](#) ○◎

Zone 2-8 H 3-6" x W 12-16" April-May pink

Dark green glossy foliage with pink flowers. Good groundcover plant.

P5050 #1 cont. \$9.99

### Phlox subulata 'Purple Beauty'

[Purple Beauty Creeping Phlox](#) ○◎

Zone 3-8 H 3-6" x W 12-16" April-May deep purple

Vigorous, purple variety. Tough evergreen groundcover tolerant of hot, dry areas.

P5056 #1 cont. \$9.99

### Phlox subulata 'White Delight'

[White Delight Creeping Phlox](#) ○◎

Zone 2-8 H 3-6" x W 12-16" April-May white

Low growing mat of evergreen foliage with pure white flowers. Perfect for edging, rock gardens, or planted on slopes.

P5090 #1 cont. \$9.99

○ = Full Sun ◎ = Part Shade ● = Shade loving



## Phlox | Garden Phlox

One of the showiest, longest-blooming garden perennials. Easy to grow in any well-drained soil. Deadhead for more bloom. Taller varieties may require staking. Always water Garden Phlox at the base of the plant and give each plant space for air circulation.

### Phlox paniculata 'David'

#### [David Garden Phlox](#) ○ ◎

Zone 4-9 H 36-42" x W 24-30" July-Aug white  
2002 Perennial Plant of the Year. Bright white flowers and disease resistant foliage. Fragrant.  
P5140 #1 cont. \$9.99

### Phlox paniculata 'Barphlearpideye'

#### [Early Start™ Pink Garden Phlox PPAF](#) ○ ◎

Zone 5-9 H 12-16" x W 12-16" June-Aug pink  
Excellent branching and a compact habit combine with early flowering in this phlox cultivar. Flowers 2-3 weeks earlier than other cultivars with fragrant, bright pink blooms.  
P5144 #1 cont. \$10.99

### Phlox paniculata 'Barphlopanearpur'

#### [Early Start™ Purple Garden Phlox PPAF](#) ○ ◎

Zone 5-9 H 10-12" x W 15-18" June-Aug purple  
Excellent branching and a compact habit combine with early flowering in this phlox cultivar. Flowers 2-3 weeks earlier than other cultivars with fragrant, bright purple blossoms with a white starburst center.  
P5146 #1 cont. \$9.99

### Phlox paniculata 'Early Start Cerise'

#### [Early Start™ Cerise Garden Phlox PPAF](#) ○ ◎

Zone 5-9 H 10-12" x W 15-18" June-Aug red  
Excellent branching and a compact habit combine with early flowering in this phlox cultivar. Flowers 2-3 weeks earlier than other cultivars with fragrant, bright red blooms.  
P5148 #1 cont. \$9.99

### Phlox paniculata 'Barphlopancarred'

#### [Early Start™ Red Garden Phlox PPAF](#) ○ ◎

Zone 4-9 H 12-16" x W 12-16" June-Aug red  
Excellent branching and a compact habit combine with early flowering in this phlox cultivar. Flowers 2-3 weeks earlier than other cultivars with fragrant, red blooms  
P5150 #1 cont. \$10.99

### Phlox paniculata 'Flame Blue'

#### [Flame® Blue Garden Phlox PPAF](#) ○ ◎

Zone 4-8 H 16-20" x W 12-18" July-Aug blue/white  
Compact, disease resistant plants produce blue flower buds which unfurl to white flowers heavily brushed with blue.  
P5195 #1 cont. \$9.99

### Phlox paniculata 'Barsixtytwo'

#### [Flame® Coral Garden Phlox PP22.234](#) ○ ◎

Zone 3-8 H 15-18" x W 12-18" July-Aug coral red  
A compact selection with fragrant coral red blossoms. Disease resistant.  
P5200 #1 cont. \$9.99

### Phlox paniculata 'Bartwelve'

#### [Flame® Pink Garden Phlox](#) ○ ◎

Zone 3-8 H 15-18" x W 12-18" July-Aug pink  
Dark pink flower with a red eye, blooms earlier than taller varieties. Disease resistant foliage and fragrant flowers.  
P5207 #1 cont. \$9.99

### Phlox paniculata 'Barfourteen'


#### [Flame® Purple Garden Phlox PP12.605](#) ○ ◎

Zone 3-8 H 15-18" x W 12-18" July-Aug purple  
Dark purple flowers bloom earlier than taller varieties. Fragrant flowers and good disease resistance.  
P5208 #1 cont. \$9.99


### Phlox paniculata 'Barphlpanflamazred'

#### [Flame® Red Garden Phlox PP28.646](#) ○ ◎

Zone 4-8 H 15-18" x W 12-18" July-Aug red  
Strong stems hold the large heads of fragrant red flowers. Good disease resistance.  
P5208.3 #1 cont. \$9.99



David Garden Phlox



Early Start™ Pink Garden Phlox




Early Start™ Purple Garden Phlox




Early Start™ Cerise Garden Phlox




Early Start™ Red Garden Phlox




Flame® Blue Garden Phlox




Flame® Coral Garden Phlox



Flame® Pink Garden Phlox




Flame® Purple Garden Phlox




Flame® Red Garden Phlox

○ = Full Sun   ◎ = Part Shade   ● = Shade loving

# PERENNIALS



Flame® White Garden Phlox



Super Ka-Pow™ Coral Garden Phlox



Super Ka-Pow™ Lavender Garden Phlox



Blue Moon Woodland Phlox



Blue Woodland Phlox



Astra Blue Balloon Flower



Crystal Peak White Obedient Plant



Sentimental Blue Balloon Flower

## Phlox paniculata 'Bartwentyne'

[Flame® White Garden Phlox PP16,259](#) ○◎

Zone 3-9 H 15-18" x W 12-18" July-Aug white

This compact phlox selection has huge masses of pristine white flowers. Good disease resistance.

P5209 #1 cont. \$9.99

## Phlox paniculata 'Balsukaco'

[Super Ka-Pow™ Coral Garden Phlox PP33,863](#) ○◎

Zone 4-9 H 18-20" x W 16-18" July-Aug coral pink

Large panicles of vibrant, coral pink flowers on a mid-sized plant with a superior branching habit. Good powdery mildew resistance.

P5216 #1 cont. \$12.99

**NEW! AVAIL 7/15**

## Phlox paniculata 'Balsukalav'

[Super Ka-Pow™ Lavender Garden Phlox PP33,022](#) ○◎

Zone H 18-20" x W 16-18" July-Aug magenta

Large panicles of vibrant deep lavender flowers on a mid-sized plant with a superior branching habit. Good powdery mildew resistance.

P5218 #1 cont. \$12.99

**NEW! AVAIL 7/15**

## Phlox | Woodland Phlox

A strong growing, sweetly scented groundcover for shaded areas. Does best in moist, humus-rich soil and bears fragrant blue or white flowers in spring.

## Phlox divaricata 'Blue Moon'

[Blue Moon Woodland Phlox](#) ○◎

Zone 4-8 H 8-12" x W 12-15" May-June violet blue

This early flowering beauty boasts rich violet blue, fragrant flowers on a low growing plant.

P5220 #1 cont. \$9.99

## Phlox divaricata

[Blue Woodland Phlox](#) ○●

Zone 3-9 H 8-12" x W 12-15" May-June violet blue

This is one of the few phlox species that can be used successfully in the shade. A low grower with dark green leaves, this variety also spreads well. A good partner with hostas, ferns, or spring blooming bulbs.

P5250 #1 cont. \$12.99

## Physostegia | Obedient Plant

A large, upright perennial with a spreading nature. Tolerant of poor and overly wet soils, it is best used to naturalize in wild or informal gardens.

## Physotegia virginiana 'Crystal Peak White'

[Crystal Peak White Obedient Plant](#) ○◎

Zone 4-8 H 20-24" x W 18-24" July-Sept white

Spikes of bright white flowers hold their color throughout the entire bloom period. Plants are compact and early flowering.

P5270 #1 cont. \$9.99

## Platycodon | Balloon Flower

Balloon like flower buds open into broad, open bellflowers on adaptable, easy-to-grow plants. Slow to break dormancy in the spring.

## Platycodon grandiflorus 'Astra Blue'

[Astra Blue Balloon Flower](#) ○◎

Zone 3-8 H 8-10" x W 8-10" July-Aug blue

Well branched, compact plants produce long lasting, vibrant blue flowers in mid summer.

P5315 #1 cont. \$9.99

## Platycodon grandiflorus 'Sentimental Blue'

[Sentimental Blue Balloon Flower](#) ○◎

Zone 4-9 H 5-8" x W 10-12" July-Aug blue

Dwarf form that blooms prolifically. Very compact habit, great for borders and rock gardens.

P5325 #1 cont. \$9.99

○ = Full Sun   ◎ = Part Shade   ● = Shade loving

Gertens: P: 651.450.1501 | F: 651.239.1316 | E: [questions@gertens.com](mailto:questions@gertens.com) | W: [gertens.com](http://www.gertens.com)  
Landscape Project Desk P: 651.239.1315 \*Prices, sizes and availability are subject to change.



### Polemonium | Jacob's Ladder

Jacob's Ladder is a beautiful perennial for shaded sites. Each plant creates a graceful mound of fern-like foliage. Clusters of clear blue flowers bloom over a long period of time. Best in moist soil and protected from afternoon sun.

#### Polemonium boreale 'Heavenly Habit'

##### [Heavenly Habit Jacob's Ladder](#) ○●

Zone 3-8 H 12-16" x W 12-18" June-July blue  
Large blue flowers with a yellow halo and white eye. Glossy green leaves on a compact plant. Fragrant flowers.  
P5330 #1 cont. \$9.99

#### Polemonium caeruleum 'Blanjou'

##### [Brise D' Anjou Jacob's Ladder](#) ●

Zone 4-8 H 18-22" x W 12-18" May-June sky blue  
The flower and habit are similar to the species but the magnificent dark green foliage is edged in cream. Shade tolerant.  
P5360 #1 cont. \$12.99

#### Polemonium reptans 'Stairway to Heaven'

##### [Stairway To Heaven Jacob's Ladder PP15,187](#) ●

Zone 3-7 H 16-20" x W 12-18" May-July lavender blue  
Wonderful green leaves with white margins that are tinged pink. Topped with lavender blue, bell shaped flowers in spring. Try it in rock gardens-attractive to bees and butterflies.  
P5365 #1 cont. \$14.99

### Polygonatum | Solomon's Seal

This group forms clumps of long, arching stems of handsome, disease-free foliage arranged horizontally along the stems with fragrant, white, pendulous bellflowers. A striking companion for Hostas & other shade-lovers. Slow growing. Best in cool, moist soils but adaptable.

#### Polygonatum odoratum 'Variegatum'

##### [Variegated Solomon's Seal](#) ●●

Zone 3-8 H 18-24" x W 12-15" May-June white  
Variegated green and white edged leaves with pendulous, white, fragrant flowers. 2013 Perennial Plant of the Year.  
P5379 #1 cont. \$14.99

### Potentilla | Cinquefoil

#### Potentilla 'Fireball'

##### [Fireball Potentilla](#) ○

Zone 4-8 H 18-24" x W 15-18" June-July red, gold, orange  
Long lasting perennial with a blend of unique, double flowers in a range of fiery colors.  
P5380 #1 cont. \$9.99

### Pulmonaria | Lungwort

These early bloomers rival Hostas with their fuzzy, speckled, spotted, and variegated foliage. Adaptable to any soil type, they are disease free and low maintenance. They combine well with Daffodils and other spring bulbs; bloom for weeks as long as cool weather persists. Cut back after flowering to promote lush foliage growth.

#### Pulmonaria 'Moonshine'

##### [Moonshine Pulmonaria PP13,686](#) ●●

Zone 4-8 H 10-12" x W 16-20" April-May light blue  
Rounded, shimmering silver leaves. Profuse clusters of large, light blue flowers.  
P5393 #1/7" cont. \$16.99

#### Pulmonaria 'Trevi Fountain'


##### [Trevi Fountain Pulmonaria](#) ●●

Zone 3-8 H 10-12" x W 16-20" April-May dark blue  
Dazzling, silver spotted long leaves. Profuse clusters of large, cobalt blue flowers.  
P5398 #1/7" cont. \$16.99

#### Pulmonaria longifolia 'Raspberry Splash'

##### [Raspberry Splash Pulmonaria](#) ●●

Zone 3-8 H 10-12" x W 16-20" April-May raspberry pink  
Brilliant, silvered foliage with raspberry pink flowers. Slightly more upright growth habit than other cultivars.  
P5405 #1/7" cont. \$16.99




Heavenly Habit Jacob's Ladder



Brise D' Anjou Jacob's Ladder




Stairway To Heaven Jacob's Ladder



Variegated Solomon's Seal



Fireball Potentilla



Moonshine Pulmonaria



Trevi Fountain Pulmonaria



Raspberry Splash Pulmonaria

○= Full Sun ●= Part Shade ●●= Shade loving



# PERENNIALS



Pasque Flower




Red Pasque Flower



Black Eyed Susan



Deamii Black Eyed Susan



Goldsturm Black Eyed Susan



Little Goldstar Black Eyed Susan



Viette's Little Suzy Black Eyed Susan



Autumn Sun Black Eyed Susan



Little Henry Sweet Black Eyed Susan



American Gold Rush Black Eyed Susan

## Pulsatilla | Pasque Flower

### Pulsatilla vulgaris

#### [Pasque Flower](#) ○◎

Zone 4-7 H 6-8" x W 12-14" April-May lavender  
An early spring blooming wildflower, produces large bell shaped blooms followed by feathery seedheads. Well adapted to dry, drought prone soils. May go dormant in the summer.  
P5415 #1 cont. \$10.99

### Pulsatilla vulgaris 'Rubra'

#### [Red Pasque Flower](#) ○◎

Zone 4-8 H 10-12" x W 12-14" April-May red  
Soft, silvery green foliage becomes an explosion of red, bell shaped blooms in mid spring. As the flowers finish, delicate silvery seedheads remain, offering added interest. May go dormant in the summer heat.  
P5420 #1 cont. \$10.99

## Rudbeckia | Black Eyed Susan, Coneflower

Vigorous and easy to grow, this group is not fussy about soil types and tolerates hot, dry conditions. Long-blooming daisy-like flowers.

### Rudbeckia fulgida var. fulgida

#### [Black Eyed Susan](#) ○◎

Zone 4-9 H 20-24" x W 20-24" June-Sept yellow  
Dark green shiny foliage and yellow daisy flowers. Blooms earlier than 'Goldsturm'.  
P5465 #1 cont. \$9.99

### Rudbeckia fulgida var. deamii

#### [Deamii Black Eyed Susan](#) ○◎

Zone 4-9 H 24-30" x W 20-24" June-Sept yellow  
Variety of black eyed susan with excellent leaf spot resistance. Good drought tolerance. Better disease resistance than 'Goldsturm'.  
P5455 #1 cont. \$9.99

### Rudbeckia fulgida 'Goldsturm'

#### [Goldsturm Black Eyed Susan](#) ○◎

Zone 3-9 H 24-30" x W 20-24" July-Sept golden yellow  
1999 Perennial Plant of the Year. Bright golden yellow daisies with dark cone centers are borne for a very long time.  
P5462 #1 cont. \$9.99

### Rudbeckia fulgida var. sullivanti 'Little Goldstar'

#### [Little Goldstar Black Eyed Susan](#) PP22,397 ○◎

Zone 4-8 H 15-18" x W 15-18" July-Sept golden yellow  
A compact selection with excellent branching producing a solid dome of golden yellow flowers in mid to late summer.  
P5463 #1 cont. \$14.99

### Rudbeckia fulgida 'Blovi'

#### [Viette's Little Suzy Black Eyed Susan](#) ○◎

Zone 4-9 H 18-24" x W 16-20" July-Sept yellow  
A black-eyed susan of compact habit with dark green foliage and bright yellow daisy-like flowers with dark brown centers.  
P5470 #1 cont. \$9.99

### Rudbeckia laciniata 'Herbstsonne'

#### [Autumn Sun Black Eyed Susan](#) ○◎

Zone 4-9 H 5-6' x W 3-4' July-Aug bright yellow  
Very tall, back of the border plant with dark, glossy, green foliage that is deeply cut. Bright yellow flowers in late summer.  
P5466 #2 cont. \$21.99

### Rudbeckia subtomentosa 'Little Henry'

#### [Little Henry Sweet Black Eyed Susan](#) PP23,590 ○◎

Zone 4-8 H 36-48" x W 20-24" July-Sept yellow  
A more compact selection with attractive gold, quilled flowers. Narrow, upright growth habit.  
P5469 #1 cont. \$10.99

### Rudbeckia x 'American Gold Rush'

#### [American Gold Rush Black Eyed Susan](#) PP28,498 ○◎

Zone 4-9 H 16-22" x W 28-32" July-Sept yellow  
Leaf spot resistant variety that produces spectacular, dome of golden yellow flowers starting in midsummer.  
P5480 #1 cont. \$12.99

○= Full Sun ◎= Part Shade ●= Shade loving



## Sagina | Pearlwort

These creeping groundcovers have low, moss-like foliage and tiny white flowers. Excellent in and around pavers or stones. Prefers moist, sandy soil. These are not true mosses.

### Sagina subulata

#### Irish Moss ○○

Zone 4-9 H 1-2" x W 8-10" June-July white  
Moss-like evergreen ground cover produces delicate white flowers. Use between pavers or in cracks between boulders.  
P5509 2.25"/24Tray \$72.99  
P5512 4"/10Tray \$52.90

### Sagina subulata 'Aurea'

#### Scotch Moss ○●

Zone 4-9 H 1-2" x W 8-10" June-July white  
Moss-like yellow to chartreuse foliage produces delicate white flowers in late spring. Use between pavers or under taller plants as a diminutive ground cover.  
P5519 2.25"/24Tray \$72.99  
P5522 4"/10Tray \$52.90

## Salvia | Sage

A valuable group of easy-to-grow, high performance plants that grow best in well-drained soil with constant moisture available. Long-blooming spikes of blue, rose, white, or purple. Most Salvias rebloom best with shearing. Fragrant foliage.

### Salvia nemorosa 'Blue Marvel'

#### Blue Marvel Salvia PP27.018 ○

Zone 4-9 H 10-12" x W 10-12" May-June blue  
Larger flowers make the flower spike appear larger and more full. Excellent rebloom with or without deadheading. Compact size and neat, tidy appearance in the landscape.  
P5536 #1 cont. \$9.99

### Salvia nemorosa 'Caradonna'

#### Caradonna Salvia ○

Zone 4-9 H 24-30" x W 15-18" June-July violet blue  
Dark violet blue flowers with glowing purple stems make for a showy plant. Deadhead to produce rebloom.  
P5540 #1 cont. \$9.99

### Salvia nemorosa 'Balyriclu'

#### Lyrical™ Blues Salvia PP22.919v ○

Zone 4-9 H 20-24" x W 12-16" May-July blue  
Robust plants have superior branching, producing an excellent flower display of blue blooms. Possesses better heat tolerance and better reblooming qualities than other cultivars.  
P5600 #1 cont. \$9.99

### Salvia nemorosa 'Balyricose'

#### Lyrical™ Rose Salvia PP24.274 ○

Zone 4-9 H 20-24" x W 12-16" May-July rose  
Robust plants have superior branching, producing an excellent flower display of rose colored blooms. Possesses better heat tolerance and better reblooming qualities than other cultivars.  
P5603 #1 cont. \$9.99

### Salvia nemorosa 'Florsalwhite'

#### Lyrical™ White Salvia PP21.243 ○

Zone 4-8 H 22-26" x W 12-16" May-July white  
Robust plants have superior branching, producing an excellent flower display of white blooms. Possesses better heat tolerance and better reblooming qualities than other cultivars.  
P5606 #1 cont. \$9.99

### Salvia nemorosa 'Mainacht'

#### May Night Salvia ○

Zone 4-9 H 16-20" x W 15-18" May-July purple  
1997 Perennial Plant of the Year. Outstanding long blooming purple flowers. Shear for rebloom.  
P5590 #1 cont. \$9.99

### Salvia nemorosa 'New Dimension Blue'

#### New Dimension Blue Salvia ○


Zone 4-8 H 14-18" x W 18-24" May-June blue violet  
A compact variety producing richly colored blue violet flowers on deep purple stems. Deadhead to produce rebloom.  
P5607 #1 cont. \$9.99




Irish Moss




Scotch Moss




Blue Marvel Salvia




Caradonna Salvia




Lyrical™ Blues Salvia




Lyrical™ Rose Salvia



Lyrical™ White Salvia



May Night Salvia



New Dimension Blue Salvia


○= Full Sun    ⊙= Part Shade    ●= Shade loving



# PERENNIALS



New Dimension Rose Salvia



Rose Marvel Salvia

**Salvia nemorosa 'New Dimension Rose'**

**[New Dimension Rose Salvia](#)** ○

Zone 4-8 H 14-18" x W 18-24" May-June rose pink  
A compact variety producing richly colored rose pink flowers on pinkish purple stems. Deadhead to produce rebloom.  
P5608 #1 cont. \$9.99

**Salvia nemorosa 'Rose Marvel'**

**[Rose Marvel Salvia PP30,118](#)** ○

Zone 4-9 H 10-12" x W 10-12" May-July rose  
Large, rich deep rose flowers on a compact plant with excellent reblooming power. Showy flowers create excellent color impact in the landscape. Good rebloom even without deadheading.  
P5615 #1 cont. \$9.99

**Salvia nemorosa 'Salute Blue'**

**[Salute Blue Salvia](#)** ○

Zone 4-9 H 10-14" x W 12-16" May-June blue  
A showy, compact cultivar with abundant blooms of deep violet blue and dark stems.  
P5560 #1 cont. \$9.99

**Salvia nemorosa 'Florsaldblue'**

**[Sensation® Deep Blue Salvia PP21,297](#)** ○

Zone 3-8 H 10-12" x W 12-15" May-July blue  
Soft spikes of deep blue flowers all season long. Compact, tight habit. Deadhead spent flowers to stimulate rebloom.  
P5563 #1 cont. \$9.99



Sensation® Deep Blue Salvia

**Salvia nemorosa 'Florsalidro'**

**[Sensation® Deep Rose Salvia PPAF](#)** ○

Zone 4-8 H 12-14" x W 12-15" May-July rose  
Compact, well branched cultivar produces loads of bright rosy pink flowers throughout summer. Deadhead spent flowers to stimulate rebloom.  
P5565 #1 cont. \$9.99

**Salvia nemorosa 'Florsalsbu'**

**[Sensation® Sky Blue Salvia PPAF](#)** ○

Zone 3-8 H 8-10" x W 12-15" May-July blue violet  
Compact plants with extraordinary branching produce loads of blue violet flower spikes. Dense, rounded habit. Deadhead spent flowers to encourage rebloom.  
P5567 #1 cont. \$9.99



Sensation® Deep Rose Salvia




Sensation® Sky Blue Salvia

**Salvia nemorosa 'Florsalcwh'**

**[Sensation® White Salvia PP21,243](#)** ○

Zone 4-8 H 12-14" x W 12-15" May-July white  
Compact, well branched plants bear an abundance of bright white flower spikes. Deadhead spent flowers for rebloom.  
P5568 #1 cont. \$9.99



Sensation® White Salvia



Sky Blue Marvel Salvia

**Salvia nemorosa 'Balsalskarv'**

**[Sky Blue Marvel Salvia PP30,658](#)** ○

Zone 4-9 H 14-16" x W 12-14" May-June light blue  
Compact plants produce large flowers of sky blue. Large flowers make for an excellent display in the landscape. Will rebloom well even without deadheading.  
P5617 #1 cont. \$9.99

**Salvia nemorosa 'Viola Klose'**

**[Viola Klose Salvia](#)** ○

Zone 4-9 H 14-18" x W 15-18" May-June violet blue  
Short, compact, upright habit with dark violet blue flowers. Shear for rebloom.  
P5570 #1 cont. \$9.99



Viola Klose Salvia



Little Angel Burnet

## Sanguisorba | Burnet

**Sanguisorba officinalis 'Little Angel'**

**[Little Angel Burnet](#)** ○◎

Zone 4-8 H 8-10" x W 10-12" July-Sept red  
A showy, dwarf cultivar featuring leaves with crisp green and white variegation and deep rosy red flowers in midsummer.  
P5625 #1 cont. \$14.99

○= Full Sun ◎= Part Shade ●= Shade loving



## Saxifraga | Rockfoil

An attractive spring blooming groundcover. An excellent addition to rock gardens where it can be maintained into a neat little cushion of uniquely textured foliage. Adaptable to sun or partial shade in any well drained soil.

### Saxifraga 'Purple Robe'

#### [Purple Robe Saxifrage](#) ○

Zone 4-9 H 6-8" x W 12-15" April-May rose/mauve  
Cushion forming tufts of green leaves with mauve flowers in mid-spring.  
Good for rock gardens.  
P5629 #1 cont. \$9.99

### Saxifraga x arendsii 'Rocco Red'

#### [Rocco Red Saxifrage](#) ○

Zone 4-7 H 3-5" x W 8-10" April-May red  
Uniform, short statured plants are covered with small red flowers in spring.  
Good for use in rock gardens or as a groundcover in dry, sunny areas.  
P5629.4 #1 cont. \$9.99

## Scabiosa | Pincushion Flower

Attractive, long-blooming plant with 'pincushion' flowers and pretty, gray-green foliage. Looks best when planted in groups and makes an excellent cut flower. Does best in well-drained soils.

### Scabiosa columbaria 'Butterfly Blue'

#### [Butterfly Blue Pincushion Flower](#) ○

Zone 4-8 H 12-15" x W 12-15" May-Sept lavender blue  
2000 Perennial Plant of the Year. Soft lavender blue flowers with a neat, compact habit.  
P5630 #1 cont. \$9.99

## Sedum | Stonecrop

A large, versatile group of plants that are easy-to-grow, low-maintenance & rewarding. All varieties bear fleshy, succulent foliage and are great used as borders, foundations, rockeries, and groundcovers. Wanting only good drainage, they are adaptable to most soil types.

### Sedum rupestre 'Angelina'

#### [Angelina Sedum](#) ○

Zone 3-9 H 3-5" x W 12-15" June-July yellow  
Golden yellow, evergreen, needle-like foliage. In colder months, the tips of the foliage take on a reddish orange tinge. Yellow flowers in early summer.  
P5682.5 2.25"/24Tray \$69.99  
P5683 4"/10Tray \$46.90  
P5683.2 #1 cont. \$9.99

### Sedum takesimense 'Nonsital'

#### [Atlantis Sedum PP27.454](#) ○

Zone 4-9 H 4-6" x W 10-12" July-Aug yellow  
An eye catching cultivar with amazing variegated foliage. The wide, creamy yellow margins contrast sharply with the dark green centers. The margins take on a pink blush in colder weather.  
P5639 #1 cont. \$9.99

### Sedum telephium 'Lajos'

#### [Autumn Charm™ Sedum PP14.421](#) ○

Zone 4-9 H 14-18" x W 12-18" July-Sept light pink  
Grey-green leaves with yellow, serrated edges. Cream buds open to light pink flowers.  
P5650 #1 cont. \$14.99

### Sedum spectabile 'Autumn Fire'


#### [Autumn Fire Sedum](#) ○

Zone 3-9 H 18-24" x W 18-24" Aug-Oct red  
Improved form of 'Autumn Joy'. Thicker stemmed plants stand better and flowers hold a deeper red color better.  
P5706 #1 cont. \$9.99


### Sedum spectabile 'Herbstfreude'

#### [Autumn Joy Sedum](#) ○

Zone 3-9 H 18-24" x W 18-24" Aug-Oct rose red  
Dependable upright clump with rose red flowers that mature to a lovely rusty red. Good for late season color.  
P5707 #1 cont. \$9.99



Purple Robe Saxifrage



Rocco Red Saxifrage




Butterfly Blue Pincushion Flower



Angelina Sedum




Atlantis Sedum



Autumn Charm™ Sedum



Autumn Fire Sedum



Autumn Joy Sedum


○= Full Sun    ⊙= Part Shade    ●= Shade loving




# PERENNIALS




**Birthday Party Sedum**




**Color Splash Sedum**




**Dark Magic Sedum**



**Double Martini Sedum**



**Dynamite Sedum**



**Fireglow Sedum**



**John Creech Sedum**



**Kamtschaticum Sedum**



**Lidakense Sedum**



**Mini Ewersii Sedum**

## Sedum 'Birthday Party'

### **Birthday Party Sedum PP22,826** ○

Zone 4-9 H 8-10" x W 16-20" Aug-Sept deep pink

An outstanding, compact cultivar with amazing, bright, deep rose pink flowers. Attractive purple-bronze tinted foliage adds to its allure. Sturdy stems keep the large flower heads upright.

P5652.5 #1 cont. \$10.99

## Sedum Live Mulch

### **Color Splash Sedum** ○

Zone 4-8 H 2-4" x W spreading July-Sept pink,yellow,white

A mixture of low growing ground cover type sedums in a sod form. The pieces may be cut to any shape and can be used as a mulch substitute for edging, as a colorful sod substitute, or any other of a myriad of uses.

P5755 10X20 Tile \$32.99

## Sedum 'Dark Magic'

### **Dark Magic Sedum PP27,619** ○

Zone 4-9 H 12-15" x W 16-20" Aug-Oct pink

Glossy, dark purple foliage produces large clusters of dark pink flowers on compact, well branched plants.

P5665 #1 cont. \$10.99

## Sedum telephium 'TNSEDDM'

### **Double Martini Sedum PP30,587** ○

Zone 4-9 H 15-18" x W 15-18" Aug-Sept pink

Maroon colored stems with contrasting olive green leaves and a dense, mounding habit. Compact, sturdy plants produce pink flowers in late summer.

P5760 #1 cont. \$10.99

## Sedum 'Dynamite'

### **Dynamite Sedum PP24,722** ○

Zone 4-9 H 8-10" x W 10-14" Aug-Sept pink

Bright, deep rose red flowers cover the dusky, dark foliage in late summer. Very compact and dense growth habit.

P5666 #1 cont. \$10.99

## Sedum spurium 'Fuldaglut'

### **Fireglow Sedum** ○

Zone 3-9 H 4-6" x W 12-15" July-Aug red

An improved 'Dragon's Blood' with reddish bronze foliage and bright rose red flowers.

P5720.5 2.25"/24Tray \$69.99

P5722 10Cell/4" \$42.99

P5724 #1 cont. \$9.99

## Sedum spurium 'John Creech'

### **John Creech Sedum** ○

Zone 3-9 H 2-4" x W 12-15" June-July pink

An excellent groundcover form with pink flowers and rot resistant green foliage.

P5688 4"/10Tray \$52.90

## Sedum kamtschaticum

### **Kamtschaticum Sedum** ○

Zone 3-8 H 4-6" x W 12-15" July-Aug yellow

Yellow flowers on rich green, fleshy leaves. This dense, mounding variety roots easily and will attract butterflies.

P5669 2.25"/24Tray \$69.99

P5672 4"/10Tray \$52.90

P5675 #1 cont. \$9.99

## Sedum caucicola 'Lidakense'

### **Lidakense Sedum** ○

Zone 3-9 H 4-6" x W 10-14" July-Oct pink

Low mounds of blue-grey foliage tinged purple at the edges produce starry pink flowers in late summer that slowly mature to carmine-red. Great for rock gardens.

P5663 #1 cont. \$10.99

## Sedum caucicola 'Mini Ewersii'

### **Mini Ewersii Sedum** ○

Zone 4-9 H 4-6" x W 10-14" July-Aug pink-purple

Low-growing, spreading bluish-green foliage produces masses of rosy-pink blooms in summer. Great for rock gardens or groundcovers.

P5664 #1 cont. \$9.99


○ = Full Sun    ⊙ = Part Shade    ● = Shade loving




**Sedum spectabile 'Neon'**

**Neon Sedum** ○

Zone 3-9 H 18-24" x W 18-24" Aug-Sept bright pink  
Improved 'Brilliant' sedum. Consistent, bright, deep rose pink flowers on gray green foliage.  
P5715 #1 cont. \$9.99



Neon Sedum



October Daphne Sedum

**Sedum sieboldii**


**October Daphne Sedum** ○

Zone 4-9 H 6-8" x W 12-16" Aug-Sept pink  
Blue gray foliage is edged in purple, giving the rounded foliage highly attractive appearance all year. Pink flowers beginning in late summer.  
P5682 #1 cont. \$9.99


**Sedum telephium 'TNSDPP'**

**Peach Pearls Sedum PPAF** ○

Zone 4-9 H 14-20" x W 22-26" Aug-Sept orange/pink  
A burgundy leafed selection with excellent form and habit. Becomes especially festive in the fall with the rose-gold flowers contrasting with the dark colored leaves.  
P5765 #1 cont. \$10.99



Peach Pearls Sedum



Steel the Show Sedum

**Sedum caucicola 'Steel the Show'**

**Steel the Show Sedum** ○

Zone 3-8 H 6-8" x W 14-16" Aug-Sept pink  
The tiny, bright, silver blue leaves form a dense mat of foliage covered with rosy pink flowers in fall. One of the latest blooming sedums.  
P5664.5 #1 cont. \$12.99 **NEW!**

**Sedum 'Angelina's Teacup'**

**Sunsparkler® Angelina's Teacup Sedum PPAF** ○

Zone 4-9 H 3-4" x W 10-12" June-July yellow  
A compact version of 'Angelina', with a finer texture and a more tidy form. Produces few flowers in order to maintain its neat, showy form. The foliage takes on orange and red tones in cooler weather.  
P5735 #1 cont. \$10.99



Sunsparkler® Angelina's Teacup Sedum



Sunsparkler® Blue Elf Sedum

**Sedum x sedoro 'Blue Elf'**


**Sunsparkler® Blue Elf Sedum PP27.113** ○

Zone 4-9 H 3-4" x W 12-15" Aug-Sept dark pink  
A ground cover type that forms a tight mound of blue foliage. Numerous laterals produce bright, dark pink flowers that smother the foliage in late summer.  
P5775 #1 cont. \$9.99


**Sedum 'Dazzleberry'**

**Sunsparkler® Dazzleberry Sedum PP22.457** ○

Zone 4-8 H 6-8" x W 15-18" Aug-Sept raspberry pink  
Blue gray foliage becomes emblazoned with vibrant raspberry pink flowers in late mid summer. Low growing, dense habit.  
P5740 #1 cont. \$10.99



Sunsparkler® Dazzleberry Sedum



Sunsparkler® Firecracker Sedum

**Sedum 'Firecracker'**


**Sunsparkler® Firecracker Sedum PP26.595** ○

Zone 4-9 H 4-6" x W 15-18" Aug-Sept pink  
Rich burgundy red foliage forms a dense carpet from spring to fall. Produces vibrant pink flowers in late summer.  
P5742 #1 cont. \$10.99


**Sedum 'Lime Zinger'**

**Sunsparkler® Lime Zinger Sedum PP24.632** ○

Zone 4-8 H 4-6" x W 15-18" Aug-Sept pink  
A spring sensation, this sedum emerges with apple green leaves edged with cherry red. An abundance of soft pink flowers cover the plant in late summer.  
P5745 #1 cont. \$10.99



Sunsparkler® Lime Zinger Sedum



Sunsparkler® Plum Dazzled Sedum

**Sedum 'Plum Dazzled'**


**Sunsparkler® Plum Dazzled Sedum PP30.348** ○

Zone 4-9 H 6-8" x W 15-18" Aug-Sept rose pink  
Dark, plum purple foliage on a low growing, spreading form produces vibrant, deep rose pink flowers. Later flowering than others in the series to extend the color season.  
P5746 #1 cont. \$10.99

○= Full Sun    ⊙= Part Shade    ●= Shade loving



# PERENNIALS



Sunsparkler® Wildfire Sedum



Thunderhead Sedum

## Sedum 'Wildfire'

[Sunsparkler® Wildfire Sedum PP28,621](#) ○

Zone 4-9 H 6-8" x W 15-18" Aug-Sept pink

A variegated form of 'Firecracker' featuring shiny red leaves with a hot pink margin. The edge turns pumpkin orange in the fall. Brilliant pink flowers in late summer.

P5747 #1 cont. \$10.99

## Sedum 'Thunderhead'

[Thunderhead Sedum PP24,693](#) ○

Zone 4-9 H 26-30" x W 22-26" Aug-Sept pink

Gray green foliage darkens as the season progresses, like a deepening thunderstorm, giving rise to immense, bright, deep rose flower heads. Stout stems keep the heavenly flowers aloft.

P5750 #1 cont. \$10.99



Variegated Kamtschaticum Sedum



Carmen Hen And Chicks

## Sedum kamtschaticum 'Variegatum'

[Variegated Kamtschaticum Sedum](#) ○

Zone 4-9 H 4-6" x W 12-15" Aug-Sept gold

Gold flowers adorn this groundcover. White marbled foliage with a tinge of pink.

P5676 2.25"/24Tray \$69.99

P5679 #1 cont. \$9.99

## Sempervivum | Hen and Chicks

Groups of spreading succulent plants that are easy to grow in any soil but that prefer good drainage. These plants form small, symmetrical 'rosettes' and can be used in rockeries, for edging, or as a small space groundcover. May be used for green roof plantings.

### Sempervivum 'Carmen'

[Carmen Hen and Chicks](#) ○◎

Zone 3-9 H 2-4" x W 6-10" July-Sept

Perfect choice for a rock garden, 'Carmen' has thick green leaves tipped in red. In winter, the entire rosette turns a lovely violet.

P5804 4"/10Tray \$62.90

### Sempervivum 'Commander Hay'

[Commander Hay Hen and Chicks](#) ○◎

Zone 3-9 H 2-4" x W 6-10" July-Sept

An old, reliable variety with large, richly colored rosettes of red and green forming an impressive mound.

P5809 4"/10Tray \$62.90

### Sempervivum 'Royal Ruby'

[Royal Ruby Hen and Chicks](#) ○◎

Zone 3-9 H 2-4" x W 6-10" July-Sept

Dark wine red foliage stands regally erect. Forms dense mats.

P5834 4"/10Tray \$62.90

### Sempervivum 'Ruby Heart'

[Ruby Heart Hen and Chicks](#) ○◎

Zone 4-8 H 2-4" x W 6-10" July-Sept

Gray green leaves are accented by the central red heart of this sempervivum. Excellent in rock gardens. Prefers dry soil.

P5854 4"/10Tray \$62.90



Commander Hay Hen And Chicks



Ruby Heart Hen And Chicks



Royal Ruby Hen And Chicks

## Sisyrinchium | Blue-Eyed Grass

Clump forming with grass like foliage, this perennial does best in full sun and well-drained soil.

### Sisyrinchium angustifolium 'Lucerne'

[Lucerne Blue-Eyed Grass](#) ○◎

Zone 4-9 H 10-12" x W 12-18" May-July lavender

Grass-like foliage bearing an abundance of stunning, lavender blue flowers with yellow centers.

P5873 #1 cont. \$10.99



Lucerne Blue-Eyed Grass

○= Full Sun ◎= Part Shade ●= Shade loving

Gertens: P: 651.450.1501 | F: 651.239.1316 | E: [questions@gertens.com](mailto:questions@gertens.com) | W: [gertens.com](http://gertens.com)  
Landscape Project Desk P: 651.239.1315 \*Prices, sizes and availability are subject to change.



### Solidago | Goldenrod

Late summer flowering natives that can be used to add needed color and nectar sources to the fall landscape. Best in a sunny area with well-drained soil. Contrary to a popular belief, goldenrod is not a cause for fall allergies.

#### Solidago 'Little Lemon'

[Little Lemon Goldenrod PP17,297](#) ○

Zone 4-9 H 12-15" x W 15-18" Aug-Oct yellow  
A dwarf goldenrod with well branched foliage covered in sunny yellow flowers.  
P5877 #1 cont. \$9.99

### Stachys | Lamb's Ear, Betony

Low-growing perennial with basal mounds of foliage giving rise to flower stalked in midsummer. Lamb's ear types are grown for their soft, silvery foliage. Betony types are grown for their bright, long lasting flower spikes.

#### Stachys byzantina 'Helene von Stein'

[Giant Lamb's Ear](#) ○◎

Zone 4-9 H 10-12" x W 18-24" July purple  
This cultivar produces leaves twice the size of regular lamb's ears. Silvery green foliage is extremely soft and touchable. Produces few flowers.  
P5880 #1/7" cont. \$9.99

#### Stachys monieri 'Hummelo'

[Hummelo Betony](#) ○◎

Zone 4-9 H 18-20" x W 16-20" June-July lavender rose  
Mid green, oblong, glossy foliage with spikes of brilliant lavender rose flowers in summer. 2019 Perennial Plant of the Year.  
P5885 #1 cont. \$9.99

#### Stachys officinalis 'Pink Cotton Candy'

[Pink Cotton Candy Betony PP21,436](#) ○◎

Zone 4-8 H 20-24" x W 16-20" June-July pink  
Beautiful spikes of soft pink flowers arise from the basal foliage in early to mid summer.  
P5890 #1 cont. \$12.99

### Teucrium | Germander

#### Teucrium chamaedrys

[Germander](#) ○◎

Zone 4-8 H 10-14" x W 12-16" July-Sept rosy purple  
Dwarf sub-shrub with immaculate glossy green foliage suitable for a miniature garden hedge. Long lasting short spikes of pink flowers appear in summer through fall, are unparalleled in providing a nectar source for bees!  
P5915 #1 cont. \$9.99

### Thalictrum | Meadow Rue

Large but delicate-appearing plants with lovely blue-green foliage and airy clusters of tiny flowers. May require staking and grows best in moist, semi-shaded areas.

#### Thalictrum 'Black Stockings'

[Black Stockings Meadow Rue](#) ○◎

Zone 4-9 H 4-5' x W 2-3' June-July pink  
A large growing beauty with tall black stems and contrasting green foliage. Large, fluffy, lavender pink flowers in mid summer.  
P5930 #1 cont. \$16.99

### Thymus | Thyme

Although tree culinary herbs, Thymes make great sunny groundcovers, planted between paving stones or creeping around walls – releasing their herbal scent when walked on. As the most herbs, plant in a sunny, well-drained site. May be used for green roof plantings.

#### Thymus praecox 'Purple Carpet'

[Purple Carpet Creeping Thyme](#) ○◎

Zone 3-9 H 1-2" x W 10-14" May-June purple  
Purple Carpet thyme features tiny dark green leaves smothered by bright mauve-purple flowers in early summer. A strong growing, drought tolerant plant ideal for between flagstones tolerating moderate foot traffic.  
P5949 2.25"/24Tray \$62.99  
P5952 4"/10Tray \$49.90




Little Lemon Goldenrod



Giant Lamb's Ear



Hummelo Betony




Pink Cotton Candy Betony



Germander



Black Stockings Meadow Rue



Purple Carpet Creeping Thyme

○= Full Sun ◎= Part Shade ●= Shade loving



# PERENNIALS



Woolly Creeping Thyme



Pink Chintz Creeping Thyme

## **Thymus pseudolanuginosus**

### Woolly Creeping Thyme ○◎

Zone 3-9 H 1-2" x W 10-14" June-July pink  
Fuzzy, gray green foliage and pink flowers are delightful and easy to grow.  
Drought and traffic tolerant.  
P5955 2.25"/24Tray \$62.99  
P5958 4"/10Tray \$49.90

## **Thymus serpyllum 'Pink Chintz'**

### Pink Chintz Creeping Thyme ○◎

Zone 4-8 H 1-2" x W 10-14" June-July pink  
Mat-forming creeper, just 1" high, with tiny green leaves and pink flowers.  
Good as a groundcover or between pavers.  
P6010 4"/10Tray \$49.90

## **Thymus praecox 'Coccineus'**

### Red Creeping Thyme ○◎

Zone 4-9 H 1-2" x W 10-14" June-July red  
Elliptical green leaves with fuchsia red blooms. Tolerant of moderate foot traffic. Good between boulders and in rock gardens.  
P6015 2.25"/24Tray \$62.99  
P6018 4"/10Tray \$52.90



Red Creeping Thyme



Running Tapestry Foam Flower

## **Tiareella | Foam Flower**

This spreading woodland groundcover for shaded sites is tough, undemanding, and easy to grow with outstanding foliage and beautiful 'foamy' flower spikes. Use with Hosta, Astilbe, and other shade perennials. This hardy native plant is coming into its own with many exciting new cultivars. Clump-forming varieties rebloom with shearing. Light fragrance.

## **Tiareella 'Running Tapestry'**

### Running Tapestry Foam Flower ◎●

Zone 3-9 H 8-10" x W 12-18" May-June white  
Excellent shade groundcover; vigorous spreader. Sharply cut, red speckled foliage, fluffy white flowers.  
P6030 #1 cont. \$14.99

## **Tiareella 'Spring Symphony'**

### Spring Symphony Foam Flower ◎●

Zone 3-9 H 8-10" x W 12-14" May-June pink  
This exquisite clump forming foam flower has very pink flowers and beautiful, deeply cut leaves. The midribs of the leaves are outlined in deep red.  
P6040 #1 cont. \$14.99

## **Tradescantia | Spiderwort**

These plants are long blooming, easily grown perennials that perform best in moist soils in full sun to part shade, will tolerate dry periods. Form clumps of grass-like foliage; self-cleaning flowers borne in clusters come in a wide range of colors.

## **Tradescantia x andersoniana 'Sweet Kate'**

### Sweet Kate Spiderwort ◎●

Zone 4-9 H 12-16" x W 15-18" May-June blue  
Shocking contrast of bright yellow foliage and gentian-blue flowers. Vigorous grower remains attractive all summer.  
P6055 #1 cont. \$9.99

## **Tradescantia x andersoniana 'Concord Grape'**

### Concord Grape Spiderwort ○◎

Zone 3-9 H 16-20" x W 15-18" May-June deep purple  
More compact and controlled with narrow blue green foliage and rich purple flowers.  
P6060 #1 cont. \$9.99



Spring Symphony<sup>®</sup> Foam Flower



Sweet Kate Spiderwort

## **Tricyrtis | Toad Lily**

Small, orchid-like flowers bloom atop and in the upper leaf axils of this charming perennial. This plant, which does best in moist soil that is very rich in organic matter, needs to be seen close-up to be fully appreciated so place it near paths and walkways.

## **Tricyrtis x formosana 'Samurai'**

### Samurai Toadlily ○●

Zone 4-9 H 14-18" x W 20-24" Aug-Sept purple  
Yellow edged green leaves with orchid-like purple flowers in late summer to fall.  
P6105 #1 cont. \$12.99



Concord Grape Spiderwort



Samurai Toad Lily

○= Full Sun ◎= Part Shade ●= Shade loving



## Trollius | Globeflower

This easy-to-grow perennial produces huge buttercup-like flowers of yellow or gold over a very long period. Plant in moisture retentive soil, lovely by water near Siberian Iris.

### Trollius chinensis 'Golden Queen'

[Golden Queen Globeflower](#) ○◎

Zone 4-8 H 24-36" x W 22-26" June-July golden yellow  
Carefree plant with large, vibrant golden yellow flowers and attractive foliage. Lovely in any garden or for cutting.  
P6120 #1 cont. \$9.99

## Veronica | Speedwell

Dependable and desirable perennials, many with long bloom times. Use according to size and habit for groundcover, as an edger, for rock gardens or the perennial border. Undemanding, requiring only well-drained soil.

### Veronica 'Verspi'

[Bubblegum Candles Veronica](#) PP29,780 ○◎

Zone 4-9 H 10-12" x W 10-14" June-Aug pink  
A very compact cultivar with vibrant, deep pink flowers. Disease resistant, glossy dark green foliage produces bountiful blooms throughout the summer.  
P6190 #1 cont. \$10.99

### Veronica longifolia 'Eveline'

[Eveline Veronica](#) PP14,888 ○◎

Zone 4-8 H 18-20" x W 14-18" June-July purple red  
Long lasting flower spikes of deep purplish red provide a nice vertical accent to the border garden. Foliage takes on attractive purplish red hues in cooler weather.  
P6145 #1 cont. \$10.99

### Veronica longifolia 'Allord'

[First Glory Veronica](#) PP23,294 ○◎

Zone 4-8 H 18-22" x W 15-18" June-Aug deep blue  
Deep royal blue flowers are produced freely on compact, dark green plants.  
P6209.5 #1 cont. \$9.99

### Veronica longifolia 'Allady'

[First Lady Veronica](#) PP23,271 ○◎

Zone 4-8 H 18-22" x W 15-18" June-Aug white  
Compact plants bear bountiful spikes of pure white flowers in sharp contrast to the deep green foliage.  
P6210 #1 cont. \$9.99

### Veronica longifolia 'Alllove'

[First Love Veronica](#) PP21,478 ○◎

Zone 4-8 H 12-16" x W 15-18" June-Aug deep pink  
Compact growth habit with beautiful bright pink flowers. Flower spikes are well branched, extending the blooming season for many weeks.  
P6211 #1 cont. \$9.99

### Veronica 'Giles van Hees'

[Giles Van Hees Veronica](#) ○◎

Zone 4-8 H 6-8" x W 12-15" July-Aug bright pink  
Bright pink flowers on a tidy, heavy blooming dwarf. Light fragrance.  
P6150 #1 cont. \$9.99

### Veronica 'Novaverblu'

[Moody Blues® Dark Blue Veronica](#) PP26,602 ○◎

Zone 4-9 H 12-14" x W 12-14" June-Aug blue  
Compact selection boasting continuous bloom from late spring through late summer. Rich, dark blue flowers on dark green foliage.  
P6160 #1 cont. \$9.99

### Veronica x 'Balmoodink'

[Moody Blues® Dark Pink Veronica](#) PP31,832 ○◎

Zone 4-9 H 12-14" x W 12-14" June-Aug dark pink  
Compact selection boasting continuous bloom from late spring through late summer. Rich, pink flowers on dark green foliage.  
P6162 #1 cont. \$9.99

### Veronica 'Novavermau'

[Moody Blues® Mauve Veronica](#) PP26,621 ○◎


Zone 4-9 H 12-14" x W 12-14" June-Aug mauve  
Compact selection boasting continuous bloom from late spring through late summer. Rich, mauve pink flowers on dark green foliage.  
P6165 #1 cont. \$9.99



Golden Queen Globeflower




Bubblegum Candles Veronica



Eveline Veronica



First Glory Veronica



First Lady Veronica




First Love Veronica



Giles Van Hees Veronica



Moody Blues® Dark Blue Veronica



Moody Blues® Dark Pink Veronica



Moody Blues® Mauve Veronica


○= Full Sun ◎= Part Shade ●= Shade loving



# PERENNIALS



Purplegum Candles Veronica




Purpleicious Veronica



Royal Candles Veronica



Periwinkle



Etain Violet




Halo Violet Violet



Rebecca Violet



Adam's Needle



Color Guard Yucca

## Veronica spicata 'Verpurg'

### Purplegum Candles Veronica PP33,094

Zone 4-8 H 8-10" x W 8-12" June-Aug purple  
Long blooming, bright purple flowers borne on glossy disease resistant, dark green foliage. Compact, sturdy habit.  
P6195 #1 cont. \$10.99

**NEW! AVAIL 5/15**

## Veronica spicata 'Purpleicious'

### Purpleicious Veronica PP17,639

Zone 4-8 H 18-20" x W 16-18" July-Aug purple  
Amazing, bright purple flower spikes top the beautiful dark green foliage.  
Sturdy, upright plants.  
P6215 #1 cont. \$9.99

## Veronica spicata 'Royal Candles'

### Royal Candles Veronica PP18,932

Zone 4-7 H 12-15" x W 12-15" July-Aug blue  
Upright, compact form with sturdy, lightly fragrant, violet blue flower spikes.  
Dark green, disease resistant foliage.  
P6205 #1 cont. \$9.99

## Vinca | Periwinkle, Myrtle

A beautiful, lush groundcover for shaded sites with creeping, evergreen, vine-like foliage and pretty blue flowers.

### Vinca minor

#### Periwinkle

Zone 4-8 H 4-6" x W 10-12" May-June blue  
Beautiful blue blooms are long lasting on this vigorous grower. Excellent, thick ground cover for shady areas.  
P6225 2.25"/24Tray \$69.99  
P6228 4"/10Tray \$52.90

## Viola | Sweet Violet

Versatile, small perennials for shaded woodlands, borders, and rock gardens. They make a fine groundcover, producing delicate flowers good for cutting. All perform best in moist, humus-rich soil.

### Viola 'Etain'

#### Etain Violet

Zone 4-9 H 6-8" x W 8-10" May-June pale lemon  
1.75" pale lemon blooms with contrasting lavender margins. Very fragrant.  
P6255 #1 cont. \$9.99

### Viola 'Halo Violet'

#### Halo Violet Violet PP24,428

Zone 4-9 H 6-8" x W 10-12" May-June purple  
Intense, violet purple flowers that show a gradual gradient to a white center with a yellow throat.  
P6257 #1 cont. \$9.99

### Viola 'Rebecca'

#### Rebecca Violet

Zone 4-9 H 6-8" x W 8-10" May-June cream/purple  
Creamy colored blossoms splashed with light purple around the petal edges. Prolific bloomer. Sweet vanilla fragrance.  
P6262 #1 cont. \$9.99

## Yucca | Desert Candle

This deceptively tough evergreen perennial native to the Southwest, combines beautifully with Junipers, Russian Sage and other plants that tolerate hot, well-drained sites. Interesting stiff, sword-like foliage with huge spikes of white bellflowers.

### Yucca filamentosa

#### Adam's Needle

Zone 4-9 H 3-4' x W 3-4' June-July creamy white  
Green, sword-like foliage radiates upward from a central crown. Tall, sturdy flower spikes bear creamy white 2-3" long flowers.  
P6265 #2 cont. \$32.99

### Yucca filamentosa 'Color Guard'

#### Color Guard Yucca

Zone 4-9 H 3-4' x W 3-4' June-July creamy white  
Leaves have dark green borders with creamy yellow centers. White flower spikes.  
P6273 #2 cont. \$32.99

○ = Full Sun    ⊙ = Part Shade    ● = Shade loving

Gertens: P: 651.450.1501 | F: 651.239.1316 | E: questions@gertens.com | W: gertens.com  
Landscape Project Desk P: 651.239.1315 \*Prices, sizes and availability are subject to change.



## Grasses Cross Reference

Common Name	Latin Name
Big Bluestem	Andropogon
Blue Grama	Bouteloua
Feather Reed Grass	Calamagrostis
Sedge	Carex
Tufted Hair Grass	Deschampsia
Fescue	Festuca
Japanese Forest Grass	Hakonechloa
Blue Oat Grass	Helictotrichon
Rush	Juncus

Common Name	Latin Name
Silvergrass, Flame Grass	Miscanthus
Moor Grass	Molina
Switchgrass	Panicum
Fountain Grass	Pennisetum
Ribbon Grass	Phalaris
Little Bluestem	Schizachyrium
Moor Grass	Sesleria
Indiangrass	Sorghastrum
Dropseed	Sporobolus

## Andropogon | Big Bluestem

## Andropogon gerardii

## Big Bluestem ○

Zone 3-8 H 4-6' x W 2-3' Late Summer-Fall purplish  
Big bluestem is a tall perennial grass that was once the dominant grass of the Midwest. The attractive foliage changes color seasonally, has great height and interesting flower/seed heads. Dry to moist soils.

NR3005 3.5"/18 Tray \$39.99

G0020 #1 cont. \$9.99

## Andropogon gerardii 'Blackhawks'

## Blackhawks Big Bluestem PP27,949 ○

Zone 4-9 H 5-6' x W 2-3' Late Summer-Fall red  
Dark green foliage takes on purple tones by midsummer, turning completely dark purple by fall. Vigorous and adaptable native selection.


G0022 #1/7" cont. \$16.99

## Andropogon gerardii 'Red October'


## Red October Big Bluestem PP26,283 ○

Zone 3-9 H 5-6' x W 2-3' Late Summer-Fall red - purple  
Dark green foliage with red tips transforms to burgundy in the late summer and then turns to a spectacular scarlet in autumn. Very ornamental native cultivar.


G0029 #1/7" cont. \$16.99




Big Bluestem



Blackhawks Big Bluestem



Red October Big Bluestem



Blonde Ambition Blue Grama

## Bouteloua | Blue Grama

## Bouteloua gracilis 'Blonde Ambition'

## Blonde Ambition Blue Grama PP22,048 ○

Zone 5-8 H 18-24" x W 16-20" Late Summer-Fall chartreuse  
A fine textured, low growing, native grass selection featuring chartreuse green seed heads that mature to a distinctive blonde color. Have more fun with this robust, drought tolerant, native selection.

G0030 #1 cont. \$12.99

## Calamagrostis | Feather Reed Grass

## Calamagrostis acutiflora 'Avalanche'

## Avalanche Feather Reed Grass ○◎

Zone 3-8 H 3-4' x W 2-3' Early Summer silver tan  
Clump-forming grass with a wide white band down the center of each leaf blade. Silver tan plumes appearing in June.

G0050 #1 cont. \$9.99

## Calamagrostis acutiflora 'Eldorado'

## Eldorado Feather Reed Grass PP16,486 ○◎

Zone 3-8 H 3-4' x W 2-3' Early Summer silver tan  
A striking gold variegated form of 'Karl Foerster'. The leaves have a wide gold band down the center of the leaf. Long lasting wheat colored seed heads appear in early summer.

G0056 #1 cont. \$12.99

## Calamagrostis acutiflora 'Karl Foerster'


## Karl Foerster Feather Reed Grass ○◎

Zone 3-8 H 4-5' x W 2-3' Early Summer silver tan  
Silvery seed heads appear in early summer, turning wheat colored by mid summer and last well into winter. Upright, vertical clumps tolerate moisture and heavy soil. Hardy and easy to grow. 2001 Perennial Plant of the Year.


G0060 #1 cont. \$9.99

G0070 #2 cont. \$19.99


G0080 #5 cont. \$29.99



Avalanche Feather Reed Grass



Eldorado Feather Reed Grass



Karl Foerster Feather Reed Grass

○= Full Sun ◎= Part Shade ●= Shade loving



# GRASSES



Overdam Feather Reed Grass



Korean Feather Reed Grass




Kaga Nishiki Sedge



Blue Sedge



Ice Dance Japanese Sedge




Oehme Palm Sedge




Common Oak Sedge



Scottish Tufted Hair Grass



Boulder Blue Fescue



Beyond Blue™ Fescue

## Calamagrostis acutiflora 'Overdam'

### Overdam Feather Reed Grass ○◎

Zone 3-8 H 3-4' x W 2-3' Early Summer silver tan  
Crisply variegated foliage with pure white margins and a green band down the center of the leaf. Silver, changing to tan, plumes appear in June. Clump forming.  
G0100 #1 cont. \$9.99

## Calamagrostis brachytricha

### Korean Feather Reed Grass ○◎

Zone 3-9 H 3-4' x W 18-24" Late Summer-Fall pinkish white  
Silvery pink flower heads appear in early fall, fading to creamy white and persisting through the winter. Clump forming, can be used as a specimen or planted in mass.  
G0105 #1 cont. \$10.99

## Carex | Sedge

## Carex dolichostachya 'Kaga Nishiki'

### Kaga Nishiki Sedge ◎●

Zone 5-8 H 10-12" x W 16-20" Summer brownish  
A dense, clump-forming sedge that has narrow, bright green leaves edged in yellow. Leaves grow upward and outward to produce a fountain like effect.  
G0110 #1 cont. \$12.99

## Carex glauca

### Blue Sedge ○◎

Zone 4-8 H 6-8" x W 16-20" Summer tan  
Blue-gray foliage with fine textured leaves, forms a creeping mat. Makes an excellent fine textured groundcover.  
G0120 #1 cont. \$10.99

## Carex morrowii 'Ice Dance'

### Ice Dance Japanese Sedge ○◎

Zone 4-8 H 10-12" x W 18-22" Summer brownish  
Green foliage with a white variegation on the margins. This rhizomatous sedge grows long, arching leaves with a graceful form. Makes an interesting groundcover.  
G0130 #1 cont. \$10.99

## Carex muskingumensis 'Oehme'

### Oehme Palm Sedge ○◎

Zone 4-8 H 15-20" x W 20-24" Summer chartreuse  
A richly textured sedge from North America. This form has yellow margins on the glossy green blades which attract attention to the unique leaf arrangement that is reminiscent of a palm frond.  
G0135 #1 cont. \$10.99

## Carex pennsylvanica

### Common Oak Sedge ○●

Zone 3-8 H 8-12" x W 12-16" Spring yellow-green  
This native plant has bright green, narrow, slightly arching blades. An upland sedge tolerant of dry soils. Dry to medium soils.  
NR3310 3.5"/18 Tray \$64.99  
G0144 #1 cont. \$12.99

## Deschampsia | Tufted Hair Grass

## Deschampsia caespitosa 'Schottland'

### Scottish Tufted Hair Grass ○◎

Zone 4-8 H 24-36" x W 24-30" Early Summer green to gold  
Dense, tufted foliage with billowy golden plumes that appear in early summer. Drought resistant and shade tolerant.  
G0180 #1 cont. \$9.99

## Festuca | Fescue

## Festuca glauca 'Casca11'

### Beyond Blue™ Fescue PP23.307 ○◎

Zone 4-8 H 10-12" x W 14-16" Early Summer tan  
Powder blue foliage holds its color throughout the season. Great as an accent or in a mass planting.  
G0185 #1 cont. \$10.99

## Festuca glauca 'Boulder Blue'

### Boulder Blue Fescue ○◎

Zone 3-8 H 6-8" x W 10-12" Early Summer tan  
Superior blue color, tough fescue with a nice clump form. Useful for rock gardens, borders and mass plantings. Performs best in drier soils in full sun.  
G0190 #1 cont. \$10.99

○= Full Sun ◎= Part Shade ●= Shade loving



**Festuca glauca 'Elijah Blue'****Elijah Blue Fescue** ○○

Zone 3-8 H 8-10" x W 10-12" Early Summer tan  
Dense mound of fine blue foliage. Best in full sun and dry soil.  
G0220 #1 cont. \$9.99

**Hakonechloa | Japanese Forest Grass****Hakonechloa macra 'All Gold'****All Gold Japanese Forest Grass** ○●

Zone 4-9 H 10-12" x W 18-24" Late Summer reddish brown  
A bright addition to shade areas with yellow to chartreuse foliage. It spreads slowly by rhizomes and has a predominately upright growth habit. More sun exposure produces more yellow color in the foliage.  
G0227 #1 cont. \$12.99

**Hakonechloa macra 'Aureola'****Golden Japanese Forest Grass** ○●

Zone 4-8 H 14-18" x W 16-20" Early Summer tan  
Gold and green variegated leaves really light up the shade. Pink to red leaf color in the fall. Graceful cascading growth habit. 2009 Perennial Plant of the Year.  
G0230 #1 cont. \$12.99

**Helictotrichon | Blue Oat Grass****Helictotrichon sempervirens 'Saphirsprudel'****Sapphire Blue Oat Grass** ○

Zone 3-8 H 20-24" x W 24-28" Early Summer white to gold  
An outstanding, hardy selection of oat grass. Attractive, blue, disease resistant clump that tolerates heavy clay soil.  
G0240 #1 cont. \$12.99

**Juncus | Rush****Juncus inflexus 'Blue Arrows'****Blue Arrows Rush** ○○

Zone 4-8 H 30-36" x W 12-16" Summer golden  
Grows in clumps of stiff, straight, blue green foliage. Golden seeds heads in summer. May be used in wetland settings or adaptable to drier sites as well.  
G0247 #1 cont. \$9.99

**Miscanthus | Silvergrass, Flame Grass****Miscanthus sinensis 'Kleine Fontaine'****Kleine Fontaine Miscanthus** ○●

Zone 4-8 H 3-4' x W 2-3' Mid Summer-Fall silvery white  
With a height of only 3-4', this shorter, hardy cultivar is nice for smaller gardens. Forms a tidy, upright clump with pinkish flowers becoming bright, silvery plumes lasting into autumn. A superior cultivar with much earlier flowering and a better habit.  
G0330 #1/7" cont. \$12.99  
G0332 #5 cont. \$29.99

**Miscanthus sinensis 'Purpurascens'****Flame Grass** ○○

Zone 3-8 H 4-5' x W 3-4' Late Summer-Fall silver  
Clump forming, feathery plumes, and blazing orange fall color. Slow to start in the spring, this plant really turns on in the summer heat.  
G0380 #1 cont. \$12.99  
G0390 #2 cont. \$19.99  
G0400 #5 cont. \$29.99

**Miscanthus sinensis 'Rotsilber'****Red Silver Miscanthus** ○○

Zone 4-8 H 5-6' x W 3-4' Late Summer-Fall silvery red  
Green leaves with orange-red fall color. The seed heads have tones of pink to red in them contrasting nicely with the predominately silver appearance of the plume.  
G0407 #1/7" cont. \$12.99

**Miscanthus sinensis 'Silberfeder'****Silver Feather Miscanthus** ○○

Zone 3-8 H 6-8' x W 3-4' Late Summer-Fall silvery white  
Clump forming, with long lasting, large silvery plumes. Arguably the best flower plume of any Minnesota hardy grass. The foliage takes on nice orange tones in autumn.  
G0410 #1/7" cont. \$14.99  
G0430 #5 cont. \$29.99



Elijah Blue Fescue




All Gold Japanese Forest Grass



Golden Japanese Forest Grass




Sapphire Blue Oat Grass



Blue Arrows Rush



Kleine Fontaine Miscanthus



Flame Grass



Red Silver Miscanthus



Silver Feather Miscanthus

○= Full Sun ○●= Part Shade ●= Shade loving





Skyracer Moor Grass



Variegated Moor Grass



Prairie Winds® Cheyenne Sky Switchgrass



Heavy Metal Switchgrass



North Wind Switchgrass



Prairie Fire Switchgrass



Red Sunset Switchgrass



Shenandoah Switchgrass



Burgundy Bunny Fountain Grass

## Molina | Moor Grass

### Molina arundinacea 'Skyracer'

#### Skyracer Moor Grass ○◎

Zone 4-8 H 4-6' x W 18-24" Summer brownish

A mounded clump of dense, dark green blades that contrast sharply in midsummer with the brownish purple spikes up to 6 feet tall. Fall color is a deep golden yellow.

G0520 #1 cont. \$12.99

### Molina caerulea 'Variegata'

#### Variegated Moor Grass ○◎

Zone 3-8 H 18-22" x W 16-18" Summer tan

Thick tufts of heavily variegated foliage that tolerates heavy, moist soil. Develops beautiful yellow fall color.

G0540 #1 cont. \$12.99

## Panicum | Switchgrass

### Panicum virgatum 'Cheyenne Sky'

#### Prairie Winds® Cheyenne Sky Switchgrass PP23,209 ○

Zone 4-9 H 30-36" x W 2-3' Late Summer red

A compact, dense, native selection with blue green foliage that begins to turn wine red in early summer. By late summer, the entire clump is drenched in the colorful foliage.

G0577 #1/7" cont. \$14.99

### Panicum virgatum 'Heavy Metal'

#### Heavy Metal Switchgrass ○

Zone 4-8 H 3-4' x W 18-24" Late Summer purple green

Stiffly erect metallic blue gray leaf blades. Foliage turns yellow in the fall. Loose weeping plumes of purple green spikelets rise above the foliage in summer. Provides outstanding native habitat.

G0580 #1 cont. \$10.99

### Panicum virgatum 'Northwind'

#### North Wind Switchgrass ○

Zone 4-8 H 4-6' x W 2-3' Late Summer tan

Gray-green, sturdy, upright native selection with substantial, thick, wide foliage. Very tough and vigorous! 2014 Perennial Plant of the Year.

G0610 #1 cont. \$12.99

G0613 #5 cont. \$29.99

### Panicum virgatum 'Prairie Fire'

#### Prairie Fire Switchgrass PP19,367 ○

Zone 4-8 H 4-5' x W 24-30" Late Summer rose

A beautiful red switchgrass. It has blue-green stems with wine-red leaves. Spring foliage is blue-green, but by summer the leaves are already turning red on this gorgeous native selection.

G0620 #1 cont. \$16.99

### Panicum virgatum 'Red Sunset'

#### Red Sunset Switchgrass PPAF ○

Zone 4-9 H 3-4' x W 18-24" Late Summer red

This shorter selection starts off green, turning a glowing red starting in late summer and lasting through the fall.

G0635 #1 cont. \$12.99

### Panicum virgatum 'Shenandoah'

#### Shenandoah Switchgrass ○

Zone 4-8 H 3-4' x W 24-30" Late Summer red

Neat 3' clump. Foliage has dark purple tips during the summer, with foliage turning dark purple in fall. Red flowers. One of the most popular native cultivars of switchgrass.

G0650 #1 cont. \$9.99

G0660 #2 cont. \$19.99

## Pennisetum | Fountain Grass

### Pennisetum alopecuroides 'Burgundy Bunny'

#### Burgundy Bunny Fountain Grass PP21,917 ○

Zone 4-9 H 12-16" x W 16-18" Late Summer tan

A dwarf variety with red tipped leaf blades and small, cream colored plumes in late summer. Fall brings on a change from green to blazing red foliage.

G0675 #1/7" cont. \$14.99

○ = Full Sun   ◎ = Part Shade   ● = Shade loving



**Pennisetum alopecuroides 'Hameln'****[Hameln Fountain Grass](#)** ○

Zone 4-9 H 24-30" x W 24-30" Mid-late Summer creamy pink  
 A compact selection with lovely cream colored panicles that take on light pink hues as they mature. An excellent choice to provide a fine textured accent, or even better, planted in mass.  
 G0680 #1/7" cont. \$10.99

**Phalaris | Ribbon Grass****Phalaris arundinacea 'Feesey's Form'****[Strawberries and Cream Ribbon Grass](#)** ○●

Zone 3-8 H 2-3' x W 2-3' Early Summer white to brown  
 Pretty green and white leaves; pinkish in spring. Aggressive grower, less so in the shade.  
 G0690 #1 cont. \$9.99

**Schizachyrium | Little Bluestem****Schizachyrium scoparium****[Little Bluestem](#)** ○

Zone 3-8 H 2-3' x W 18-24" Late Summer-Fall purplish  
 A native grass that loves heat and humidity. Gorgeous fall color, excellent in mass plantings. Excellent drought tolerance. Plant in well drained soils.  
 NR3855 3.5"/18 Tray \$39.99  
 G0699 #1 cont. \$9.99

**Schizachyrium scoparium 'Blaze'****[Blaze Little Bluestem](#)** ○

Zone 3-8 H 2-3' x W 18-24" Late Summer-Fall tan  
 This ornamental grass is used for its vivid red fall foliage. In winter it remains a standout as the leaves fade to deep pink. Easily grown and adapts to any soil type, even clay, as long as drainage is good.  
 G0697 #1 cont. \$10.99

**Schizachyrium scoparium 'Carousel'****[Carousel Little Bluestem PP20,948](#)** ○

Zone 3-8 H 16-20" x W 18-24" Late Summer silvery white  
 A compact, semi-mounded selection turning coppery orange in the fall.  
 Drought tolerant native selection.  
 G0696.5 #1 cont. \$14.99

**Schizachyrium scoparium 'ECGSS'****[Shining Star™ Little Bluestem PP33,433](#)** ○

Zone 4-8 H 12-18" x W 12-18" Late Summer-Fall red  
 A strikingly variegated selection of little bluestem with a good, vigorous growth habit and red hued flowers in late summer.  
 G0699.3 #1 cont. \$16.99

**Schizachyrium scoparium 'MinnBlueA'****[Blue Heaven™ Little Bluestem PP17,310](#)** ○

Zone 3-8 H 2-3' x W 18-24" Late Summer-Fall tan  
 This native selection has dark blue to burgundy foliage in summer, turning purple, violet, and finally red in the fall. Stems are thicker and more sturdy than the species.  
 G0696 #1 cont. \$12.99

**Schizachyrium scoparium 'Smoke Signal'****[Smoke Signal Little Bluestem PP27,433](#)** ○

Zone 3-8 H 3-4' x W 18-24" Late Summer-Fall white  
 An attractive, native cultivar with blue green foliage, turning a deeper purple in the late summer, and bright red tones in the fall. Resists lodging, maintaining an upright form through the fall.  
 G0699.5 #1 cont. \$12.99

**Schizachyrium scoparium 'Standing Ovation'****[Standing Ovation Little Bluestem PP25,202](#)** ○

Zone 3-8 H 3-4' x W 18-24" Late Summer-Fall tan  
 An outstanding, vigorous selection with blue green stems becoming fiery shades of orange, red, and purple in fall. Remains sturdy and upright throughout the season in a variety of growing conditions. Beautiful selection of our native little bluestem.  
 G0699.8 #1 cont. \$14.99



Hameln Fountain Grass



Strawberries and Cream Ribbon Grass



Little Bluestem



Blaze Little Bluestem



Carousel Little Bluestem




Shining Star™ Little Bluestem



Blue Heaven™ Little Bluestem



Smoke Signal Little Bluestem



Standing Ovation Little Bluestem

○= Full Sun    ⊙= Part Shade    ●= Shade loving



Autumn Moor Grass



Blue Moor Grass



Indiangrass



Golden Sunset™ Indiangrass



Prairie Dropseed

## Sesleria | Moor Grass

### Sesleria autumnalis

#### Autumn Moor Grass ○◎

Zone 4-8 H 14-18" x W 12-16" Fall white

Boasts lime green foliage with small, white flowers in late summer. Foliage turns golden yellow in fall. Spectacular when grown in mass plantings.

G0704 #1 cont. \$12.99

### Sesleria caerulea

#### Blue Moor Grass ○

Zone 4-8 H 8-12" x W 8-10" Spring purple

An attractive grass with two toned foliage, blue green on top and deep green underneath. A twist to the leaves allows both shades to be seen in the clump. Small, dark purple flowers in spring. Good for mass plantings.

G0706 #1 cont. \$12.99

## Sorghastrum | Indiangrass

### Sorghastrum nutans

#### Indiangrass ○

Zone 3-8 H 4-6' x W 2-3' Late Summer-Fall yellow/chestnut

Soft, feathery chestnut brown colored plumes with yellow anthers above upright, metallic blue foliage. Clump forming native that is easy to grow as it is very adaptable to wide range of soil conditions.

NR3955 3.5"/18 Tray \$39.99

G0710 #1 cont. \$9.99

### Sorghastrum nutans 'MNYG318153'

#### Golden Sunset™ Indiangrass PPAF ○

Zone 3-9 H 4-6' x W 2-3' Late Summer-Fall yellow/chesnut

A selection from the University of Minnesota featuring a sturdy, upright habit and abundant golden bronze flowers. Wide, olive green leaves turn an attractive yellow in autumn.

G0712 #1 cont. \$16.99

**NEW! AVAIL 7/15**

## Sporobolus | Dropseed

### Sporobolus heterolepis

#### Prairie Dropseed ○◎

Zone 3-8 H 2-3' x W 2-3' Late Summer-Fall tan

Luxurious mounds of arching, hair-like foliage growing in a neat clump. Fantastic fall color and edible, nutritious seeds. Combines well with natives such as Butterfly Weed and Black-Eyed Susan.

NR4055 3.5"/18 Tray \$39.99

G0720 #1 cont. \$9.99

○= Full Sun ◎= Part Shade ●= Shade loving

Gertens: P: 651.450.1501 | F: 651.239.1316 | E: [questions@gertens.com](mailto:questions@gertens.com) | W: [gertens.com](http://www.gertens.com)  
Landscape Project Desk P: 651.239.1315 \*Prices, sizes and availability are subject to change.



**Shrub Cross Reference**

Common Name	Latin Name
Arrowwood	Viburnum
Ash Leaf Spirea	Sorbaria
Azalea	Rhododendron
Barberry	Berberis
Boxwood	Buxus
Burning Bush	Euonymus
Bush Honeysuckle	Diervilla
Buttonbush	Cephalanthus
Chokeberry	Aronia
Coralberry	Symphoricarpos
Cotoneaster	Cotoneaster
Cranberrybush	Viburnum
Currant	Ribes
Dogwood	Cornus
Elderberry	Sambucus

Common Name	Latin Name
False Spirea	Sorbaria
Flowering Almond	Prunus
Forsythia	Forsythia
Fothergilla	Fothergilla
Hazelnut	Corylus
Honeysuckle	Lonicera
Hydrangea	Hydrangea
Lilac	Syringa
Mockorange	Philadelphus
Nannyberry	Viburnum
Ninebark	Physocarpus
Potentilla	Potentilla
Privet	Ligustrum
Rhododendron	Rhododendron
Sand Cherry	Prunus

Common Name	Latin Name
Serviceberry	Amelanchier
Smokebush	Cotinus
Snowberry	Symphoricarpos
Spirea	Spiraea
St. John's Wort	Hypericum
Stephanandra	Stephanandra
Sumac	Rhus
Summersweet	Clethra
Viburnum	Viburnum
Weigela	Weigela
Willow	Salix
Winterberry	Ilex
Wintercreeper	Euonymus
Witchhazel	Hamamelis

**Acer | Maple**

**Note:** For selections of Acer ginnala refer to 'Shade & Ornamental Trees'.

**Amelanchier | Serviceberry, Juneberry**

**Amelanchier alnifolia 'Regent'**

**Regent Serviceberry** ○◎

Zone 2-7 H 4-6' x W 4-6' Spring white  
Mounded, shrub form of our native Juneberry. Fluffy white flower clusters in early spring produce delicious, sweet, dark fruits-very attractive to birds as well. Orange and yellow fall colors.  
S0140 #5 cont. \$32.99

**Amelanchier alnifolia 'Obelisk'**

**First Editions® Standing Ovation™ Serviceberry** ○◎

Zone 2-8 H 12-15' x W 4-6' Spring white  
Dark green, almost circular leaves change to red and orange in autumn. Stems are covered in white flowers in spring. Narrow, upright form is perfect for screening.  
S0145 #5 cont. \$39.99

**Amelanchier canadensis**

**Shadblow Serviceberry** ○◎

Zone 4-8 H 20-25' x W 10-15' Spring white  
Large suckering shrub is excellent for wildlife. White flowers in early spring provide nectaries for butterflies and other pollinators. Purple-red fruit is a favorite of birds and may be used for preserves. Beautiful fall colors of orange, yellow and red.  
S0150 #5 cont. \$32.99

**Aronia | Chokeberry**

**Aronia melanocarpa var. elata**

**Glossy Black Chokeberry** ○◎

Zone 3-7 H 3-5' x W 3-4' Spring white  
Excellent landscape shrub. Compact, rounded form with white flowers in May. Persistent black fruit and brilliant red fall color. Super hardy and adaptable.  
S0170 #2 cont. \$21.99  
S0180 #5 cont. \$29.99

**Aronia melanocarpa 'Autumn Magic'**

**Autumn Magic Black Chokeberry** ○◎

Zone 3-7 H 3-5' x W 3-4' Spring white  
Waxy dark green foliage with white spring flowers. Fall color is a mix of bright reds and dusky purples, with excellent black berry set holding well into winter.  
S0190 #2 cont. \$21.99  
S0200 #5 cont. \$29.99




Regent Serviceberry



First Editions® Standing Ovation™ Serviceberry



Shadblow Serviceberry



Glossy Black Chokeberry



Autumn Magic Black Chokeberry

○= Full Sun    ◎= Part Shade    ●= Shade loving

# SHRUBS



Ground Hug™ Black Chokeberry



Iroquois Beauty™ Black Chokeberry

**Aronia melanocarpa 'UCONNAM012'**

**Ground Hug™ Black Chokeberry PP31.821** ○◎

Zone 3-9 H 8-14" x W 30-36" Spring white  
 A low growing, groundcover selection of black chokeberry that forms a thick, dense mat. White flowers in spring, black berries in summer, and orange red fall color.  
 S0204 #2 cont. \$34.99

**Aronia melanocarpa 'Morton'**

**Iroquois Beauty™ Black Chokeberry** ○◎

Zone 3-7 H 3-4' x W 3-4' Spring white  
 Multi season interest! White flowers in spring, black berries in summer lasting into winter, and wine-red fall color. Good for mass plantings and naturalized plantings, as well as a good food source for birds.  
 S0211 #2 cont. \$21.99  
 S0213 #5 cont. \$29.99

**Aronia melanocarpa 'UCONNAM166'**

**Low Scape® Hedger Black Chokeberry PP28.831** ○◎

Zone 3-8 H 3-5' x W 2-3' Spring white  
 A narrow, compact form that makes it ideal for hedges or foundation plantings. Dark green foliage becomes a mix of bright yellows, oranges, and reds in autumn.  
 S0225 #2 cont. \$34.99

**Aronia melanocarpa 'UCONNAM165'**

**Low Scape® Mound Black Chokeberry PP28.789** ○◎


Zone 3-8 H 1-2' x W 18-24" Spring white  
 A tough, adaptable shrub with a low, mound shaped habit that makes it perfect for mass planting or edging. Glossy green foliage turns brilliant red in fall to complement the black fruit.  
 S0230 #2 cont. \$34.99  
 S0232 #5 cont. \$46.99



Low Scape® Hedger Black Chokeberry



Low Scape® Mound Black Chokeberry



Admiration Barberrry

**Aronia melanocarpa 'Viking'**

**Viking Black Chokeberry** ○◎

Zone 3-8 H 5-7' x W 4-5' Spring white  
 A fine cultivar known for its abundant, large fruit and brilliant fall color. The fruit may be processed to produce jams, jellies, and juice. Grows a little larger than most cultivars making it an excellent choice as a screen.  
 S0220 #2 cont. \$21.99  
 S0221 #5 cont. \$29.99



Viking Black Chokeberry

## Berberis | Barberrry

**Berberis thunbergii 'Admiration'**

**Admiration Barberrry PP16.921** ○

Zone 4-8 H 12-18" x W 18-24" Spring  
 Bright orange red leaves with a striking yellow margin turn to a beautiful red in the fall. Small, compact plants require little to no pruning. Makes a brilliant addition to borders.  
 S0416 #2 cont. \$32.99  
 S0418 #5 cont. \$46.99

**Berberis thunbergii atropupurea 'Moretti Select'**


**First Editions® Carbernet® Barberrry** ○

Zone 4-7 H 18-24" x W 24-36" Spring  
 Extremely dense, compact form that requires no pruning. Bright crimson new growth is followed by rich burgundy to purple foliage. Drought tolerant once established.  
 S0570 #2 cont. \$32.99


**Berberis thunbergii 'Concord'**

**Concord Barberrry** ○

Zone 4-8 H 18-24" x W 18-24" Spring  
 Dwarf, globe-shaped habit, with deep purple, velvety foliage accented by red new growth. Excellent as an accent or for a low hedge. Tolerates dry conditions well.  
 S0460 #2 cont. \$29.99  
 S0465 #5 cont. \$39.99



First Editions® Carbernet® Barberrry



Concord Barberrry

○= Full Sun   ◎= Part Shade   ●= Shade loving




**Berberis thunbergii atropurpurea 'Nana'**

**[Crimson Pygmy Barberry](#)** ○

Zone 4-7 H 2-2.5' x W 2-3' Spring  
Compact mounded plant with burgundy red foliage. Well suited for planting in a low hedge.

S0580 #2 cont. \$21.99

S0590 #5 cont. \$32.99



Crimson Pygmy Barberry



Golden Nugget™ Barberry

**Berberis thunbergii 'Monlers'**

**[Golden Nugget™ Barberry](#)** ○◎

Zone 4-8 H 12-15" x W 15-18" Spring  
Very dwarf selection of Japanese Barberry with small golden leaves. Resists disease and leaf scorch. Very useful for small spaces.

S0400 #2 cont. \$32.99

**Berberis thunbergii 'Goruzam'**

**[Golden Ruby® Barberry PP16.203](#)** ○

Zone 4-8 H 15-18" x W 18-24" Spring  
A slow growing, compact plant with coral-orange foliage. Later in the season, foliage is accented with a gold margin.

S0470 #2 cont. \$36.99



Golden Ruby® Barberry



First Editions® Limoncello™ Barberry

**Berberis thunbergii 'BailErin'**

**[First Editions® Limoncello™ Barberry](#)** ○

Zone 4-7 H 3-4' x W 3-4'  
A chartreuse foliated selection with red highlights on the edges of the leaves. Forms a compact, tidy mound.

S0512 #2 cont. \$29.99

**Berberis thunbergii 'Orange Rocket'**

**[Orange Rocket Barberry PP18.411](#)** ○

Zone 4-8 H 3-4' x W 15-18" Spring  
A narrow, upright variety with orange and red foliage. New growth emerges orange-red and matures to a deep red. Leaf color brightens in the fall making for a nice display of fall color.

S0513 #2 cont. \$26.99

S0515 #5 cont. \$42.99



Orange Rocket Barberry



Sunjoy® Citrus Barberry

**Berberis thunbergii 'Koren'**

**[Sunjoy® Citrus Barberry PP24.818](#)** ○

Zone 4-8 H 2-3' x W 2-3' Spring  
Bright yellow foliage with a neat, rounded growth habit. Excellent burn resistance to full sun exposures.

S0518 #2 cont. \$34.99


**Berberis thunbergii 'Maria'**

**[Sunjoy® Gold Pillar Barberry PP18.082](#)** ○

Zone 4-7 H 3-4' x W 15-18" Spring  
Great vertical accent and narrow habit with bright golden foliage and red new growth. Bright orange-red foliage in autumn. Burn resistant.

S0521 #2 cont. \$34.99

S0522 #3 cont. \$36.99



Sunjoy® Gold Pillar Barberry



Sunjoy® Mini Maroon Barberry

**Berberis thunbergii 'NCBT1'**

**[Sunjoy® Mini Maroon Barberry PP30.330](#)** ○

Zone 4-8 H 24-36" x W 24-36" Spring  
A sterile, compact variety sporting deep purple red foliage on a dense, maintenance-free habit.

S0523 #2 cont. \$34.99

**Berberis thunbergii 'Kasia'**

**[Sunjoy® Mini Saffron Barberry PP24.817](#)** ○

Zone 4-8 H 18-24" x W 24-30" Spring  
Dwarf, tight, mounding form of yellow foliage with hints of orange. Beautiful orange-red fall color. Excellent burn resistance.

S0524 #2 cont. \$34.99



Sunjoy® Mini Saffron Barberry



Sunjoy Sequins® Barberry

**Berberis thunbergii 'Arlene'**

**[Sunjoy Sequins® Barberry PP31.117](#)** ○

Zone 4-8 H 24-36" x W 36-48" Spring  
Unique variegated foliage emerges pink and white before maturing to emerald green. Excellent as a specimen or a colorful hedge, shows very good shade tolerance.

S0527 #2 cont. \$34.99

○= Full Sun   ◎= Part Shade   ●= Shade loving



# SHRUBS



Sunjoy® Tangelo Barberry

**Berberis thunbergii 'O'Byrne'**

**Sunjoy® Tangelo Barberry PP26,546** ○

Zone 4-8 H 3-4' x W 3-4' Spring

Vigorous grower producing orange foliage with a distinct chartreuse margin. S0528 #2 cont. \$34.99

**Berberis thunbergii 'BailJulia'**

**First Editions® Toscana™ Barberry** ○

Zone 4-7 H 4-5' x W 3-4' Spring

Emerging bright red, leaves have a fine yellow line on the edges, which fades during the summer. Forms an upright shrub with arching branches. A suitable replacement for 'Rosy Glow'. S0540 #2 cont. \$32.99



First Editions® Toscana™ Barberry



Chicagoland Green® Boxwood

## Buxus | Boxwood

**Buxus 'Glencoe'**

**Chicagoland Green® Boxwood** ○◎

Zone 4-7 H 3-4' x W 3-4' Spring

Hardy, compact variety of boxwood well suited for low and formal hedges. Retains its dark green foliage year round.

- S0640 #1 cont. \$12.99
- S0650 #2 cont. \$32.99
- S0670 #5 cont. \$46.99
- S0675 #7 cont. \$69.99
- S0676 #10 cont. \$109.99

**Buxus 'Green Mountain'**

**Green Mountain Boxwood** ○◎

Zone 5-7 H 4-5' x W 3-3.5' Spring

Fast grower when young and is naturally cone-shaped, but is certainly well suited for hedging and shearing. Small, bright green, evergreen leaves.

- S0719 #1 cont. \$12.99
- S0720 #2 cont. \$32.99
- S0740 #5 cont. \$46.99
- S0741 #7 cont. \$69.99
- S0743 #10 cont. \$109.99



Green Mountain Boxwood



Green Velvet® Boxwood

**Buxus 'Green Velvet'**

**Green Velvet® Boxwood** ○◎

Zone 4-9 H 2-3' x W 2.5-3' Spring

Low, rounded plant with dark green foliage year-round. Good, hardy selection is excellent for low, formal hedges.

- S0750 #1 cont. \$12.99
- S0760 #2 cont. \$32.99
- S0770 #5 cont. \$46.99
- S0780 #7 cont. \$69.99
- S0781 #10 cont. \$109.99

**Buxus 'Wilson'**

**Northern Charm™ Boxwood** ○◎

Zone 4-9 H 3-4' x W 3-4' Spring

Selection featuring excellent cold hardiness and a dense, compact growth habit. Semi-glossy foliage develops a blue cast in the summer and darkens to a very dark green in winter.

- S0793 #2 cont. \$32.99
- S0794 #5 cont. \$46.99
- S0794.1 #7 cont. \$69.99



Northern Charm™ Boxwood

## Cephalanthus | Buttonbush

**Cephalanthus occidentalis 'Bailoptics'**

**First Editions® Fiber Optics® Buttonbush PP29,475** ○

Zone 4-9 H 5-6' x W 5-6' Summer white

A compact selection producing ball-shaped clusters of white flowers that are attractive to pollinators. Tolerant of wet soils and is able to survive flooding, but will also grow well in average soil conditions.

- S0805 #2 cont. \$26.99



First Editions® Fiber Optics® Buttonbush

○= Full Sun ◎= Part Shade ●= Shade loving



**Clethra | Summersweet**

**Clethra alnifolia 'Crystalina'**

[Sugartina® Crystalina Summersweet PP21,561](#) ○◎

Zone 4-9 H 30-36" x W 30-36" Summer white  
Compact cultivar of Summersweet with abundant, fragrant flowers in mid summer. Attractive yellow fall foliage.  
S0820 #2 cont. \$34.99



Sugartina® Crystalina Summersweet



Hummingbird Summersweet

**Clethra alnifolia 'Hummingbird'**

[Hummingbird Summersweet](#) ○◎

Zone 4-9 H 3-4' x W 3-4' Summer creamy white  
Wonderful native shrub for moist, wet, or shaded sites. Compact variety with a dense, mounded form. Very fragrant white flower spikes in mid summer.  
S0830 #2 cont. \$21.99  
S0832 #5 cont. \$32.99

**Clethra alnifolia 'Ruby Spice'**

[Ruby Spice Summersweet](#) ○◎

Zone 4-9 H 3-5' x W 3-4' Summer rose pink  
Blue green foliage with fragrant, soft rose pink flowers in mid summer. Fall foliage is a pleasant yellow to golden yellow.  
S0850 #2 cont. \$21.99  
S0852 #5 cont. \$32.99



Ruby Spice Summersweet



Summer Sparkler Summersweet

**Clethra alnifolia 'Novacleein'**

[Summer Sparkler Summersweet PP27,590](#) ○◎

Zone 4-9 H 3-4' x W 3-4' Summer white  
Long, twisted and curled spikes of fragrant, white flowers are produced in summer. Compact plants are prolific producers of the unusual flowers.  
S0823 #2 cont. \$26.99

**Clethra alnifolia 'Caleb'**

[Vanilla Spice® Summersweet PP21,589](#) ○◎

Zone 4-8 H 3-5' x W 3-5' Summer white  
An improved selection with much larger blooms. The fragrant, pure white flowers glimmer against the glossy, dark green foliage.  
S0856 #2 cont. \$34.99



Vanilla Spice® Summersweet



First Editions® Baton Rouge™ Dogwood

**Cornus | Dogwood**

**Cornus alba 'Minbat'**


[First Editions® Baton Rouge™ Dogwood](#) ○◎

Zone 3-7 H 3-4' x W 3-4' Spring white  
A compact selection with amazing, brilliant red stems. Medium green leaves transform to reddish purple in the fall.  
S0870 #2 cont. \$26.99  
S0871 #5 cont. \$36.99


**Cornus alba 'Bud's Yellow'**

[Bud's Yellow Dogwood](#) ○◎

Zone 3-7 H 6-8' x W 5-6' Spring white  
Yellow-stemmed, nicely rounded shrub with attractive green foliage. Disease resistant.  
S0959 #3 cont. \$24.99  
S0960 #5 cont. \$29.99



Bud's Yellow Dogwood



Ivory Halo® Dogwood

**Cornus alba 'Bailhalo'**

[Ivory Halo® Dogwood](#) ○◎

Zone 3-7 H 5-6' x W 5-6' Spring white  
Compact form with bright white and green variegated leaves. The fine textured red stems provide winter interest. Good for smaller spaces.  
S0920 #2 cont. \$21.99  
S0930 #5 cont. \$32.99

**Cornus alba 'ByBoughen'**

[First Editions® Neon Burst™ Dogwood PP27,956](#) ○◎

Zone 2-7 H 4-5' x W 4-5' Spring white  
A compact selection with chartreuse foliage and scarlet red stems. Great fall color in shades of purple, red, yellow, and orange.  
S0873 #2 cont. \$26.99



First Editions® Neon Burst™ Dogwood

○= Full Sun ◎= Part Shade ●= Shade loving





Prairie Fire Dogwood



Red Gnome™ Dogwood

**Cornus alba 'Prairie Fire'**

**Prairie Fire Dogwood** ○◎

Zone 2-7 H 5-7' x W 5-7' Spring white  
Foliage emerges yellow in the spring, fading to chartreuse by mid summer. Fall foliage color is a nice red followed by attractive orange-red stems during the winter.  
S0900 #5 cont. \$29.99

**Cornus alba 'Regnzam'**

**Red Gnome™ Dogwood** ○◎

Zone 3-7 H 3-4' x W 4-5' Spring white  
A compact, low growing dogwood with a rounded habit. Graceful, slender, pointed leaves are tinged with red. Outstanding red stem color makes it a great choice for winter color.  
S0945 #2 cont. \$21.99  
S0947 #5 cont. \$29.99



Garden Glow™ Dogwood



Gray Dogwood

**Cornus hessei 'Garden Glow'**

**Garden Glow™ Dogwood** ◎

Zone 4-7 H 3-4' x W 3-4' Spring white  
Chartreuse foliage changes from rosy red to burgundy in fall. White to pale blue berries follow the white spring flowers. Best in part shade. University of Minnesota introduction.  
S0971 #2 cont. \$21.99  
S0973 #5 cont. \$32.99

**Cornus racemosa**

**Gray Dogwood** ○◎

Zone 3-8 H 6-8' x W 5-6' Spring white  
Hardy native, colony forming shrub good for banks or naturalized areas. Beautiful burgundy red fall foliage, attractive white berries with contrasting red fruit stalks. Excellent for attracting birds.  
S0980 #5 cont. \$29.99



Muskingum® Dogwood



Allenman's Compact Dogwood

**Cornus racemosa 'Muszam'**


**Muskingum® Dogwood** ○◎

Zone 4-8 H 2-3' x W 4-5' Spring white  
Low growing, spreading form of gray dogwood. Brick red fall color and white berries. Excellent for banks or as a mass planting ground cover.  
S0983 #2 cont. \$21.99

**Cornus sericea 'Alleman's Compact'**

**Alleman's Compact Dogwood** ○◎

Zone 3-8 H 4-5' x W 4-5' Spring white  
A compact plant noted for tight branching and good disease resistance with dark red stems.  
S1061 #2 cont. \$21.99  
S1062 #5 cont. \$29.99



Arctic Fire™ Dogwood



Cardinal Dogwood

**Cornus sericea 'Farrow'**

**Arctic Fire™ Dogwood PP18,523** ○◎

Zone 3-7 H 3-5' x W 3-5' Spring white  
Compact selection of red twigged dogwood with dark red winter stems. Non-suckering habit and compact form.  
S1062.5 #2 cont. \$29.99  
S1063 #5 cont. \$39.99

**Cornus sericea 'Cardinal'**

**Cardinal Dogwood** ○◎

Zone 2-7 H 8-10' X W 8-10' Spring white  
Selected for its bright scarlet-red winter twig color. Summer twigs are yellowish-green. Developed at the Minnesota Landscape Arboretum, this plant is great for naturalizing or screening.  
S1020 #2 cont. \$21.99  
S1030 #5 cont. \$29.99  
S1040 #7 cont. \$39.99



First Editions® Firedance™ Dogwood

**Cornus sericea 'Bailadeline'**

**First Editions® Firedance™ Dogwood** ○◎

Zone 2-7 H 3-4' x W 4-5' Spring white  
Similar to 'Isanti' but a more compact and tidy form. Shows good resistance to leaf diseases. White berries are attractive to birds. Red purple fall color.  
S1043 #2 cont. \$26.99  
S1045 #5 cont. \$36.99

○= Full Sun ◎= Part Shade ●= Shade loving



**Cornus sericea 'Isanti'**

**Isanti Dogwood** ○◎

Zone 2-7 H 5-6' x W 5-7' Spring creamy white  
 Slower growing, dense, red-twigged dogwood. Heavy fruiting is a good attraction for wildlife.  
 S1050 #2 cont. \$21.99  
 S1060 #5 cont. \$29.99


**Cornus sericea baileyi**

**Red Twigged Dogwood** ○◎

Zone 2-7 H 8-10' x W 8-10' Spring white  
 Tough native for wet or shady sites, near large buildings, shrub borders, or naturalizing. Red stems and bluish-white fruits. Red-purple fall color.  
 S0990 #2 cont. \$21.99  
 S1000 #5 cont. \$29.99  
 S1010 #7 cont. \$46.99  
 S1011 #10 cont. \$76.99



Isanti Dogwood



Red Twigged Dogwood

**Corylus | Hazelnut**

**Corylus americana**

**American Hazelnut** ○◎

Zone 4-9 H 6-8' x W 6-8' Spring  
 A native, naturalizing shrub with clusters of nuts in autumn and bright yellow fall foliage. Great plant for wildlife.  
 S1075 #5 cont. \$29.99

**Corylus americana 'Purpleleaf Bailey Select'**

**Purpleleaf Bailey Select American Hazelnut** ○◎

Zone 3-9 H 6-8' x W 6-8' Spring  
 A mature selection featuring deep purple foliage. Low maintenance, tough shrub that is also great for wildlife.  
 S1080 #5 cont. \$59.99



American Hazelnut



Purpleleaf Bailey Select American Hazelnut

**Cotinus | Smokebush**

**Cotinus coggygria 'Grace'**

**Grace Smokebush** ○◎

Zone 4-7 H 10-15' x W 10-12' Summer pink  
 Red tinged spring foliage becomes blue green in summer. Large airy pink flowers mid to late summer. Fall color is a pleasant mix of yellow, orange and red.  
 S1125 #3 cont. \$26.99  
 S1127 #5 cont. \$32.99

**Cotinus coggygria 'Ancot'**

**Golden Spirit Smokebush** ○◎

Zone 4-9 H 8-10' x W 6-8' Summer pink  
 Dense growth habit right to the ground. Bright yellow green leaves turn orange red in fall. Pink flower panicles look like smoke in the summer.  
 S1139 #3 cont. \$26.99

**Cotinus coggygria 'Royal Purple'**

**Royal Purple Smokebush** ○◎

Zone 5-8 H 8-10' x W 8-10' Summer purple pink  
 Velvety purple leaves and misty beige flowers make this a dramatic accent for the landscape.  
 S1100 #5 cont. \$32.99

**Cotinus coggygria 'NCC01'**

**Winecraft Black® Smokebush PP30,216** ○◎


Zone 4-8 H 4-6' x W 4-6' Summer pink  
 Dwarf, compact habit with rich purple leaves that darken through the summer. Red and orange fall color.  
 S1142 #3 cont. \$46.99



Grace Smokebush



Golden Spirit Smokebush



Royal Purple Smokebush




Winecraft Black® Smokebush

○= Full Sun ◎= Part Shade ●= Shade loving



# SHRUBS




Cranberry Cotoneaster



Hedge Cotoneaster



Tom Thumb Cotoneaster



Dwarf Bush Honeysuckle




Butterfly Bush Honeysuckle



First Editions® Cool Splash® Bush Honeysuckle



Kodiak® Orange Bush Honeysuckle



Nightglow® Bush Honeysuckle

## Cotoneaster

### Cotoneaster apiculatus

#### Cranberry Cotoneaster ○◎

Zone 4-7 H 2-3' x W 3-5' Spring light pink  
Dense, spreading shrub with arching branches and showy bright red berries late summer into winter. Useful for accent, foundation, or groundcover.  
S1150 #2 cont. \$21.99

### Cotoneaster lucidus

#### Hedge Cotoneaster ○◎

Zone 2-6 H 8-10' x W 4-5' Spring light pink  
Very upright plant excellent for hedges. Glossy green leaves produce small pink flowers in spring, leading to black fruits that attract birds later in the season. Foliage becomes a fiery red in the fall. Good alternative to Burning Bush.  
S1180 #2 cont. \$19.99  
S1190 #5 cont. \$29.99

### Cotoneaster adpressus 'Tom Thumb'

#### Tom Thumb Cotoneaster ○◎

Zone 4-9 H 8-12" x W 3-4' Spring white  
A low growing, groundcover form of cotoneaster with small, shiny green leaves and herringbone growth pattern. Leaves develop a beautiful red fall color. An excellent rock garden plant.  
S1144 #1 cont. \$12.99  
S1145 #2 cont. \$21.99

## Diervilla | Bush Honeysuckle

### Diervilla lonicera

#### Dwarf Bush Honeysuckle ○◎

Zone 3-7 H 3-4' x W 3-4' Late Spring yellow  
Tough, native shrub with bronze green foliage used for naturalizing, slopes, or mass plantings. Small yellow flowers in late spring. Tolerates shade; red fall color.  
S1220 #2 cont. \$19.99  
S1230 #5 cont. \$29.99

### Diervilla sessilifolia 'Butterfly'

#### Butterfly Bush Honeysuckle ○◎

Zone 4-7 H 3-5' x W 3-5' Summer yellow  
Rich yellow flowers in early summer with bright green foliage. Neat habit. Adapts to dry shade but prefers full sun to part shade.  
S1240 #2 cont. \$19.99

### Diervilla sessilifolia 'LPDC Podaras'

#### First Editions® Cool Splash® Bush Honeysuckle PP19,391 ○◎

Zone 4-7 H 3-4' x W 3-4' Summer yellow  
First variegated Diervilla with yellow blossoms, stays bright and clean until first frost. Easy to grow, densely branched, spreads to form colonies over time.  
S1252 #2 cont. \$26.99

### Diervilla 'G2X88544'

#### Kodiak® Orange Bush Honeysuckle PP27,548 ○◎

Zone 4-8 H 3-4' x W 3-4' Late Spring yellow  
A tough, easy to grow selection that shines in autumn with its glowing orange fall color. Yellow flowers adds to its appeal in late spring and summer. 2021 Landscape Shrub of the Year.  
S1254 #2 cont. \$32.99

### Diervilla splendens 'El Madrigal'

#### Nightglow® Bush Honeysuckle PP28,060 ○◎

Zone 4-8 H 2-3' x W 2-3' Spring yellow  
Dark red foliage provides the perfect backdrop for the cheery yellow flowers. Foliage color becomes more intense in the fall on this D. sessilifolia x D. lonicera hybrid. Best foliage color with more sun exposure.  
S1252.5 #2 cont. \$26.99

○= Full Sun ◎= Part Shade ●= Shade loving




**Euonymus | Burning Bush, Wintercreeper**


**Euonymus alatus 'Compactus'**

**Dwarf Burning Bush** ○●

Zone 4-8 H 5-6' x W 5-8' Spring  
 Dwarf form of the species. Bushy with brilliant red fall color and corky bark. Good accent plant.  
 S1300 #2 cont. \$24.99  
 S1310 #5 cont. \$36.99  
 S1320 #7 cont. \$62.99



Dwarf Burning Bush




Little Moses™ Burning Bush

**Euonymus alatus 'Odom'**

**Little Moses™ Burning Bush** ○●

Zone 4-8 H 3-4' x W 3-4' Spring  
 A very compact, dense cultivar with bluish green foliage that turns a long lasting, deep crimson in fall. Corky, gold colored stems add winter interest. Very adaptable to soil moisture conditions and both sun and shade.  
 S1370 #5 cont. \$39.99



Canadale Gold Euonymous



Gold Splash® Euonymus

**Euonymus fortunei 'Canadale Gold'**

**Canadale Gold Euonymous** ○○

Zone 4-9 H 2-4' x W 3-4' Spring  
 Interesting, shrubby groundcover. Evergreen with leathery green leaves and gold margins, best kept out of winter sun.  
 S1400 #2 cont. \$29.99

**Euonymus fortunei 'Roemertwo'**

**Gold Splash® Euonymous** ○●

Zone 5-8 H 18-24" x W 18-24" Spring  
 Low maintenance shrub featuring evergreen leaves with wide, bright yellow margins and a more compact growth habit. Great as a splash of color in a border or as a mass planting.  
 S1410 #2 cont. \$32.99



Moonshadow Euonymous



Gold Cluster™ Forsythia

**Euonymus fortunei 'Moonshadow'**

**Moonshadow Euonymous** ○●


Zone 4-9 H 2-3' x W 3-4' Spring  
 Evergreen shrub with light yellow leaves that have a thin dark green margin. Low, compact growth habit.  
 S1420 #1 cont. \$14.99  
 S1430 #2 cont. \$29.99

**Forsythia**

**Forsythia 'Courtaneur'**

**Gold Cluster™ Forsythia** ○●

Zone 4-9 H 3-4' x W 3-4' Spring yellow  
 A compact cultivar, produces an abundance of light yellow flowers in early spring. Foliage takes on a purple cast in autumn.  
 S1475 #2 cont. \$21.99



Gold Tide® Forsythia

**Forsythia x 'Courtasol'**

**Gold Tide® Forsythia** ○●

Zone 4-8 H 2-2.5' x W 3-5' Spring yellow  
 Compact, ground-hugging habit from France. Excellent for mass plantings. Lemon yellow blooms in early spring. Needs adequate snow cover for consistent spring bloom.  
 S1480 #2 cont. \$21.99

**Forsythia 'Northern Gold'**

**Northern Gold Forsythia** ○●

Zone 3-8 H 6-8' x W 5-7' Spring yellow  
 An introduction from Canada featuring outstanding golden yellow flowers. Upright growth habit makes it a good choice for screening.  
 S1486 #2 cont. \$21.99  
 S1488 #5 cont. \$29.99



Northern Gold Forsythia



Show Off® Forsythia

**Forsythia x intermedia 'Mindor'**

**Show Off® Forsythia PP19,321** ○●

Zone 4-8 H 5-6' x W 5-6' Spring yellow  
 Consistent, heavy producer of bright yellow spring flowers along the entire length of the branches. Medium sized selection with good vigor and branching.  
 S1491 #5 cont. \$39.99

○= Full Sun ●= Part Shade ●= Shade loving





Show Off® Sugar Baby Forsythia

### Forsythia 'Nimbus'

[Show Off® Sugar Baby Forsythia PP23,838](#) ○◎

Zone 4-8 H 18-30" x W 18-30" Spring yellow  
A very compact selection becomes a beacon of yellow in spring. The goldfinch yellow flowers smother the stems from top to bottom on this show stopping cultivar.  
S1493 #2 cont. \$32.99

### Forsythia x intermedia 'Spring Glory'

[Spring Glory Forsythia](#) ○◎

Zone 4-8 H 6-8' x W 6-8' Spring pale yellow  
Heavy blooming, vigorous habit is covered with large, pale yellow flowers in April. Upright with a slightly arching form.  
S1495 #5 cont. \$29.99

## Fothergilla

### Fothergilla major 'Blue Shadow'

[Blue Shadow Fothergilla PP15,490](#) ○◎

Zone 4-8 H 4-5' x W 3-4' Spring white  
An outstanding selection that has interest from early spring through fall. Fragrant spikes of white flowers in early spring, showy silvery blue foliage throughout the summer, and outstanding fall foliage in shades of yellow, orange and red.  
S1497.6AP #3 cont. \$32.99  
S1498.1 #7 cont. \$89.99


### Fothergilla major 'Mount Airy'

[Mount Airy Fothergilla](#) ○◎

Zone 4-8 H 4-5' x W 3-4' Spring white  
Dark green leaves on an upright shrub with superior orange and red fall color. Spring flowers are white and fragrant. Great foundation shrub.  
S1499.9AP #3 cont. \$32.99




Spring Glory Forsythia



Blue Shadow Fothergilla



Mount Airy Fothergilla



Common Witchhazel

## Hamamelis | Witchhazel

### Hamamelis virginiana

[Common Witchhazel](#) ○◎

Zone 3-8 H 12-15' x W 10-12' Fall yellow  
Large, native shrub that becomes a well rounded, vase-shaped plant. Fragrant, yellow, ribbon-like flowers appear in late fall. Golden yellow fall foliage. Tolerates shade and moisture.  
S1530 #5 cont. \$39.99

## Hydrangea

### Hydrangea arborescens 'Annabelle'

[Annabelle Hydrangea](#) ○●

Zone 3-9 H 3-4' x W 3-4' Summer-Fall white  
Large white flowers tower above the foliage in mid-summer. Moist, well-drained soil is best. Shade tolerant.  
S1550 #2 cont. \$21.99  
S1560 #5 cont. \$29.99

### Hydrangea arborescens 'Abetwo'

[Incrediball® Hydrangea PP20,571](#) ○◎

Zone 3-8 H 4-5' x W 4-5' Summer-Fall white  
An improved 'Annabelle' hydrangea. This shrub produces massive white blooms on strong, beefy stems. Blooms emerge lime green, change white to and age green.  
S1565.5 #2 cont. \$36.99  
S1567 #5 cont. \$42.99

### Hydrangea arborescens 'NCHA6'

[Invincibelle Garnetta® Hydrangea PP33,142](#) ○◎

Zone 3-8 H 30-36" x W 30-36" Summer-Fall pink  
Garnet-red buds open to deep pink blooms on compact plants. Blooms up to two weeks later than other varieties, providing more late season color.  
S1568.2 #2 cont. \$36.99


### Hydrangea arborescens 'NCHA8'

[Invincibelle Limetta® Hydrangea PP30,431](#) ○◎

Zone 3-9 H 30-36" x W 30-36" Summer-Fall lime green  
A very hardy, compact cultivar producing lime green flowers that age to a soft green-white before maturing to a jade green. Strong stems support the flowers all season.  
S1568.4 #2 cont. \$36.99



Annabelle Hydrangea



Incrediball® Hydrangea



Invincibelle Garnetta® Hydrangea



Invincibelle Limetta® Hydrangea

○= Full Sun ◎= Part Shade ●= Shade loving



**Hydrangea arborescens 'NCHA7'**

[Invincibelle Mini Mauvette® Hydrangea PP30,358](#) ○◎

Zone 3-9 H 30-36" x W 30-36" Summer-Fall pink  
Strong stems keep the pink-mauve blooms upright all season. Compact cultivar that continuously produces flowers throughout the summer.  
S1568.6 #2 cont. \$36.99



Invincibelle Mini Mauvette® Hydrangea



Invincibelle® Ruby Hydrangea

**Hydrangea arborescens 'NCHA3'**

[Invincibelle® Ruby Hydrangea PP28,317](#) ○◎

Zone 3-8 H 2-3' x W 3-4' Summer-Fall pink  
Dark green foliage produces dark burgundy buds that open to ruby red and silvery-pink two toned flowers. A good rebloomer that continuously produces gorgeous blooms.  
S1569 #2 cont. \$36.99

**Hydrangea arborescens 'NCHA5'**

[Invincibelle Wee White® Hydrangea PP30,296](#) ○◎

Zone 3-9 H 18-30" x W 24-30" Summer-Fall white  
A dwarf cultivar producing pure white flowers on a tidy, rounded mound. The dark green leaves continuously produce strong stemmed flowers throughout the summer.  
S1571 #2 cont. \$36.99



Invincibelle Wee White® Hydrangea



Endless Summer® The Original Hydrangea

**Hydrangea macrophylla 'Bailmer'**

[Endless Summer® The Original Hydrangea PP15,298](#) ○◎

Zone 4-9 H 3-4' x W 3-4' Summer-Fall blue/pink  
A showy mop-head hydrangea with the ability to bloom on new or old wood. Flowers tend to be pink on native soils but will turn or stay blue in acidic conditions (pH 5.5 or less).  
S1590 #2 cont. \$34.99  
S1610 #5 cont. \$46.99

**Hydrangea macrophylla 'PIIHM-II'**

[Endless Summer® Bloomstruck™ Hydrangea PP25,566](#) ○◎

Zone 4-9 H 3-4' x W 4-5' Summer-Fall blue/pink  
This reblooming bigleaf hydrangea sports very dark green leaves with red veins and petioles attached to red purple stems supporting pink to blue colored blooms. Foliage may take on a reddish purple color in fall.  
S1615 #2 cont. \$34.99  
S1617 #5 cont. \$46.99



Endless Summer® Bloomstruck™ Hydrangea



Endless Summer® Summer Crush® Hydrangea

**Hydrangea macrophylla 'Bailmacfive'**

[Endless Summer® Summer Crush® Hydrangea PP30,359](#) ○◎

Zone 4-9 H 30-36" x W 30-36" Summer-Fall red/purple  
A reblooming cultivar with raspberry red to electric purple blooms. Stout stems keep the large panicles upright on compact plants.  
S1618 #2 cont. \$34.99  
S1619 #5 cont. \$46.99


**Hydrangea macrophylla 'PIIHM-I'**

[Endless Summer® Twist-N-Shout™ Hydrangea PP20,176](#) ○◎

Zone 4-9 H 3-4' x W 3-4' Summer-Fall blue/pink  
Reblooming lacecap hydrangea blooms pink or blue on both old and new wood all summer long. Sturdy red stems and glossy, deep green foliage turns red-burgundy in the fall offering multi season interest.  
S1620 #2 cont. \$34.99  
S1622 #5 cont. \$46.99



Endless Summer® Twist-N-Shout™ Hydrangea



Kimono™ Hydrangea

**Hydrangea macrophylla 'Hokomareki'**

[Kimono™ Hydrangea PPAF](#) ○◎

Zone 4-9 H 2-3' x W 2-3' Summer-Fall red/white  
Compact plants produce large heads of two-toned white flowers with large red margins. The glossy, deep green foliage shows good rebloom qualities.  
S1622.3 #2 cont. \$32.99

**Hydrangea x 'SMNHSC'**

[Let's Dance® ¡Arriba!™ Hydrangea PP33,206](#) ○◎

Zone 4-9 H 2-3' x W 2-3' Summer-Fall pink/purple  
A very prolific rebloomer that starts reblooming early in the season. Flowers vary from pink to blue depending on soil pH.  
S1622.6 #2 cont. \$32.99



Let's Dance® ¡Arriba!™ Hydrangea



Let's Dance® Blue Jangles Hydrangea

**Hydrangea macrophylla 'SMHMTAU'**

[Let's Dance® Blue Jangles Hydrangea PP27,035](#) ○◎

Zone 4-9 H 18-24" x W 2-3' Summer-Fall pink/blue  
A very compact, reblooming selection that is a profuse producer of large, full flower heads.  
S1623 #2 cont. \$32.99

○= Full Sun    ◎= Part Shade    ●= Shade loving



# SHRUBS



Let's Dance® Rhythmic Blue™ Hydrangea



Seaside Serenade® Fire Island Hydrangea

## Hydrangea macrophylla 'SMHMES14'

[Let's Dance® Rhythmic Blue™ Hydrangea PP25,836](#) ○◎

Zone 4-9 H 2-3' x W 2-3' Summer-Fall pink/blue  
Compact plants produce densely packed mophead flowers on sturdy stems. Vibrant flowers are easily changed from pink to blue by adjusting soil pH. Repeat bloomer.  
S1627 #2 cont. \$32.99

## Hydrangea macrophylla 'HORTFIRE'

[Seaside Serenade® Fire Island Hydrangea PP29,058](#) ○◎

Zone 4-9 H 36-42" x W 30-36" Summer-Fall white/pink  
A compact cultivar with ruffled white blooms that are edged in deep rosy pink. Robust, leathery foliage takes on a maroon color in fall. Reblooming.  
S1632 #2 cont. \$46.99



Seaside Serenade® Hamptons Hydrangea



Seaside Serenade® Cape Hatteras Hydrangea

## Hydrangea macrophylla 'HORTHAMP'


[Seaside Serenade® Hamptons Hydrangea PP29,005](#) ○◎

Zone 4-9 H 36-42" x W 30-36" Summer-Fall pink  
Huge blooms have pink florets with an intense pink edge. Leathery, dark green foliage with shades of red in spring and fall. Repeat bloomer.  
S1633 #2 cont. \$46.99

## Hydrangea macrophylla 'HORTHAT'

[Seaside Serenade® Cape Hatteras Hydrangea PP31,351](#) ○◎

Zone 4-9 H 36-42" x W 30-36" Summer-Fall deep pink  
Long lasting, deep velvety pink blooms top the thick, bright green foliage. A reblooming variety that does not turn blue with soil pH.  
S1633.5 #2 cont. \$46.99



Seaside Serenade® Martha's Vineyard Hydrangea



Seaside Serenade® Newport Hydrangea

## Hydrangea macrophylla 'HORTMAVI'

[Seaside Serenade® Martha's Vineyard Hydrangea PPAF](#) ○◎

Zone 4-9 H 36-42" x W 30-36" Summer-Fall deep pink  
A sturdy selection bearing beautiful deep rose pink flowers, no matter the soil pH. Reblooming.  
S1634 #2 cont. \$46.99

## Hydrangea macrophylla 'Hortmani'

[Seaside Serenade® Newport Hydrangea PP28,085](#) ○◎

Zone 4-9 H 3-4' x W 3-4' Summer-Fall pink/purple  
Clusters of pink to blue violet flowers on a mid sized plant. Very sturdy stems keep the mophead flowers upright or this rebloomer.  
S1634.1 #2 cont. \$46.99



Starfield™ Hydrangea



First Editions® Berry White® Hydrangea

## Hydrangea macrophylla 'Hortmarfarfa'

[Starfield™ Hydrangea PP32,164](#) ○◎

Zone 4-9 H 2-3' x W 2-3' Summer-Fall blue/pink  
Large flowerheads are comprised of double florets, giving the bloom an extra full, dense look. Excellent reflowering of the pink to blue blooms.  
S1630 #2 cont. \$32.99

## Hydrangea paniculata 'Renba'

[First Editions® Berry White® Hydrangea PP28,509](#) ○◎

Zone 3-8 H 6-7' x W 4-5' Summer-Fall white to pink  
Strong, upright stems hold the large, cone shaped flower panicles upright throughout the season. Flowers start out white then quickly change to deep pink, providing a bicolor effect to the cluster.  
S1634.5 #2 cont. \$26.99  
S1634.7 #5 cont. \$36.99

## Hydrangea paniculata 'ILVOBO'

[Bobo® Hydrangea PP22,782](#) ○◎

Zone 3-8 H 30-36" x W 3-4' Summer-Fall white  
This compact, early flowering variety produces large clusters of flowers that cloak the foliage in a white veil from midsummer to fall. Strong, sturdy stems keep the incredible number of flowers upright even as they continue to lengthen and expand.  
S1635 #2 cont. \$36.99  
S1635.4 #5 cont. \$46.99



Bobo® Hydrangea



Candelabra® Hydrangea

## Hydrangea paniculata 'Hpopr013'

[Candelabra® Hydrangea PP27,472](#) ○◎

Zone 3-8 H 4-6' x W 4-6' Summer-Fall white/red  
The elongated panicles burn bright with creamy white flowers that glow bright red as they mature. Fiery red stems add appeal.  
S1639.1 #5 cont. \$36.99

○= Full Sun   ◎= Part Shade   ●= Shade loving




**Hydrangea paniculata 'SMHPMWMH'**

**Candy Apple™ Hydrangea PP28,758** ○◎

Zone 4-8 H 4-5' x W 4-5' Summer-Fall white  
A more compact version of 'Limelight' with lime flowers that change to white and mature to light pink.

S1635.7 #2 cont. \$29.99



**Hydrangea paniculata 'Rendia'**

**First Editions® Diamond Rouge® Hydrangea PP24,667** ○

Zone 3-8 H 4-5' x W 3-4' Summer-Fall white/pink  
Abundant white flowers that rapidly turn to pink, progressing through ever darkening shades before finishing wine red. Strong stems keep the flowers upright.

S1636.8 #2 cont. \$26.99

S1637 #5 cont. \$36.99


**Hydrangea paniculata 'SMHPFL'**

**Fire Light® Hydrangea PP25,135** ○◎

Zone 3-8 H 4-6' x W 4-6' Summer-Fall white/red  
Thick, sturdy stems hold the amazing, upright flower panicles that emerge white, fade to pink, and finish a rich pomegranate red.

S1638 #2 cont. \$36.99

S1638.5 #5 cont. \$46.99



**Hydrangea paniculata 'SMNHPK'**

**Fire Light Tidbit® Hydrangea PP32,512** ○◎

Zone 3-8 H 2-3' x W 2-3' Summer-Fall white/red  
Excellent production of white flowers that mature in deep tones of pink and red. Very compact plants have strong stems and a neat, mounded habit.

S1638.6 #2 cont. \$36.99

S1638.7 #5 cont. \$44.99

**Hydrangea paniculata 'Limelight'**

**Limelight Hydrangea** ○◎

Zone 3-8 H 6-8' x W 5-7' Summer-Fall white/green/pink  
A selection that produces exquisite, bright lime green flowers midsummer. Excellent vigor and strong blooming, blooms change color in autumn to a rich deep pink.

S1645 #2 cont. \$29.99

S1647 #5 cont. \$42.99

S1649 #7 cont. \$62.99





**Hydrangea paniculata 'SMNHPPH'**

**Limelight Prime® Hydrangea PP32,511** ○◎

Zone 3-8 H 4-6' x W 4-5' Summer-Fall white/green/pink  
An improvement on 'Limelight' with earlier flowering and bolder, more saturated flower colors. Possesses excellent flower stem strength to keep the blooms upright throughout the season and a more compact form.

S1653 #2 cont. \$36.99

S1654 #5 cont. \$44.99



**Hydrangea paniculata 'Bailpanone'**

**First Editions® Little Hottie™ Hydrangea PP32,549** ○◎

Zone 3-8 H 3-5' x W 3-5' Summer-Fall white  
Well branched, compact plants produce abundant, large flower clusters that emerge lime green and turn to white. Handles hot weather well as the flowers hold their color nicely through the summer heat.

S1656 #2 cont. \$26.99

S1657 #5 cont. \$36.99

**NEW! AVAIL 6/1**

**NEW! AVAIL 9/1**

**Hydrangea paniculata 'Jane'**

**Little Lime® Hydrangea PP22,330** ○◎

Zone 3-8 H 3-5' x W 3-4' Summer-Fall light lime green/pink

A dwarf-form hydrangea that produces light lime green flowers that change to pink in the fall. Very similar to 'Limelight' but in a smaller package.

S1658 #2 cont. \$34.99

S1660 #5 cont. \$44.99

**Hydrangea paniculata 'SMNHPPH'**


**Little Lime Punch™ Hydrangea PP33,207** ○◎

Zone 3-8 H 3-5' x W 3-5' Summer-Fall lime green-red

Compact habit that blooms profusely with flowers that emerge lime green, morphing to white, then light pink and finishing pomegranate red. All colors may be present at the same time on the same plant making for a spectacular show.

S1661 #2 cont. \$36.99

**NEW! AVAIL 7/15**



○= Full Sun ◎= Part Shade ●= Shade loving





Little Quick Fire® Hydrangea



Moonrock® Hydrangea

**Hydrangea paniculata 'SMHPLQF'**  
**Little Quick Fire® Hydrangea PP25,136** ○◎


Zone 3-8 H 4-5' x W 3-4' Summer-Fall white/pink  
 A dwarf form of 'Quick Fire' with the same early flowering time and white to pink flowers in a compact package. Respectable burgundy fall color.  
 S1662 #2 cont. \$36.99  
 S1664 #5 cont. \$42.99

**Hydrangea paniculata 'Kolmakilima'**  
**Moonrock® Hydrangea PP29,853** ○◎

Zone 3-8 H 4-6' x W 4-6' Summer-Fall white/green  
 Full, conical flower panicles start out lime green that gradually turn to white as the flowers mature. The combination of mature and developing flowers give the cooling appearance of white snowcones with a refreshing lime topping.  
 S1639.7 #5 cont. \$36.99



Phantom Hydrangea



Pink Diamond Hydrangea

**Hydrangea paniculata 'Phantom'**  
**Phantom Hydrangea** ○◎

Zone 3-8 H 6-8' x W 6-8' Summer-Fall white  
 An impressive, large selection with massive, cone-shaped, dense panicles of white flowers. Unopened flowers are yellowish, imparting a yellow highlight to the flower panicle. Strong, substantial stems support the huge flowers.  
 S1674 #5 cont. \$29.99  
 S1675 #7 cont. \$42.99

**Hydrangea paniculata 'Pink Diamond'**  
**Pink Diamond Hydrangea** ○◎

Zone 3-8 H 6-8' x W 6-8' Summer-Fall white/pink  
 Huge (up to 10") flower panicles have pink flower buds that open white in late summer then quickly mature to a rich, deep pink. A beautiful specimen for the landscape.  
 S1685 #3 cont. \$24.99



Quick Fire® Hydrangea



Quick Fire Fab® Hydrangea

**Hydrangea paniculata 'Bulk'**  
**Quick Fire® Hydrangea PP16,812** ○◎

Zone 3-8 H 6-8' x W 6-8' Summer-Fall white/deep pink  
 Blooms up to one month earlier than other varieties, late spring to early summer, depending on location. Great way to extend the hydrangea season. White flowers that turn to pink are held upright by thick red stems.  
 S1694.5 #3 cont. \$36.99  
 S1694.7 #5 cont. \$42.99  
 S1696 #7 cont. \$62.99

**Hydrangea paniculata 'SMNHMP'**  
**Quick Fire Fab® Hydrangea PP32,513** ○◎

Zone 3-8 H 6-8' x W 5-6' Summer-Fall white/pink  
 The earliest flowering mophead type with full, dense blooms that quickly change from white to pink to pomegranate red. Flowers about the same time as 'Quick Fire' on a large, free flowering form.  
 S1696.5 #2 cont. \$36.99  
 S1696.6 #5 cont. \$44.99

**Hydrangea paniculata 'Rensun'**  
**First Editions® Strawberry Sundae® Hydrangea PP25,438** ○◎

Zone 3-8 H 4-5' x W 3-4' Summer-Fall white/pink  
 A compact hydrangea similar to 'Vanilla Strawberry' except with denser, more controlled growth. Fabulous white flowers change to pink and eventually strawberry red.  
 S1640.5 #2 cont. \$26.99  
 S1640.8 #5 cont. \$36.99



First Editions® Strawberry Sundae® Hydrangea



Tardiva Hydrangea

**Hydrangea paniculata 'Tardiva'**  
**Tardiva Hydrangea** ○◎

Zone 3-8 H 6-8' x W 8-10' Summer-Fall white  
 Showy white flowers turn to pink in a pointed, more open panicle than 'PeeGee'. A reliable, proven variety.  
 S1700 #5 cont. \$29.99

**Hydrangea paniculata 'HPOPR018'**  
**Torch™ Hydrangea PPAF** ○◎

Zone 3-8 H 4-5' x W 4-5' Summer-Fall white/pink  
 An early blooming, compact selection with strong red stems and an upright form.  
 S1710 #2 cont. \$32.99  
 S1712 #5 cont. \$42.99  
**NEW! AVAIL 7/15**  
**NEW! AVAIL 8/15**



Torch™ Hydrangea

○= Full Sun ◎= Part Shade ●= Shade loving




**Hydrangea paniculata 'Renhy'**

[First Editions® Vanilla Strawberry™ Hydrangea PP20,670](#) ○◎

Zone 3-8 H 6-7' x W 4-5' Summer-Fall creamy white/pink  
 Enormous flower panicles emerge creamy white in mid summer, changing to pink and finally strawberry red. The continuous flowering means all different colors may be present on the same plant giving it a multi-colored effect.  
 S1640.95 #2 cont. \$26.99  
 S1642 #5 cont. \$36.99



First Editions® Vanilla Strawberry™ Hydrangea



Ruby Slippers Oakleaf Hydrangea

**Hydrangea quercifolia 'Ruby Slippers'**


[Ruby Slippers Oakleaf Hydrangea](#) ○◎

Zone 5-9 H 3-3.5' x W 4-5' Summer white  
 A compact cultivar featuring dark green leaves that turn to a brilliant red color in autumn. Flowers open white and quickly turn to deep pink as they age.  
 S1730 #2 cont. \$26.99

**Hydrangea serrata 'JPD01'**

[Pink Dynamo™ Hydrangea PPAF](#) ○◎

Zone 4-9 H 2-3' x W 2-3' Summer-Fall pink  
 Dark, purple-black foliage accented beautifully with pink lacecap flowers.  
 S1735 #2 cont. \$29.99 **NEW! AVAIL 7/15**



Pink Dynamo™ Hydrangea



First Editions® Cobalt-N-Gold™ St. John's Wort

**Hypericum | St. John's-Wort**

**Hypericum x 'PIIHYP-1'**

[First Editions® Cobalt-N-Gold™ St. John's Wort PP25,318](#) ○

Zone 4-7 H 2-3' x W 4-5' Spring yellow  
 Silver green foliage is covered by 3/4" yellow flowers in late spring to early summer. Fall color is a combination of yellow, orange, and red.  
 S1743 #2 cont. \$26.99

**Hypericum kalmianum 'Gemo'**

[Gemo St. John's Wort](#) ○

Zone 4-8 H 2-3' x W 2-3' Summer-Fall yellow  
 Dense, compact shrub that is smothered in rich yellow flowers from mid summer to fall. Dark green, willow like foliage.  
 S1750 #2 cont. \$21.99



Gemo St. John's Wort



Afterglow Winterberry

**Ilex | Winterberry**

**Ilex verticillata 'Afterglow'**


[Afterglow Winterberry](#) ○◎

Zone 4-9 H 5-6' x W 3-4' Spring white  
 Female compact, rounded shrub with persistent showy orange red berries. Well suited for foundation border or naturalizing. Use 'Jim Dandy' for pollination.  
 S1770 #5 cont. \$29.99


**Ilex verticillata 'Jim Dandy'**

[Jim Dandy Winterberry](#) ○◎

Zone 4-9 H 4-5' x W 4-5' Spring white  
 A deciduous male holly used to pollinate 'Afterglow' and 'Red Sprite' female cultivars.  
 S1780 #5 cont. \$29.99



Jim Dandy Winterberry



Red Sprite Winterberry

**Ilex verticillata 'Red Sprite'**

[Red Sprite Winterberry](#) ○◎

Zone 4-9 H 3-4' x W 3-4' Spring white  
 Compact female holly with dark green glossy foliage followed by vivid red fruit that will put on a beautiful winter display. Requires 'Jim Dandy' for pollination.  
 S1790 #5 cont. \$29.99

**Ligustrum | Privet**


**Ligustrum vulgare 'Cheyenne'**

[Cheyenne Privet](#) ○◎

Zone 4-8 H 8-12' x W 5-6' Mid Summer white  
 Hardy hedging privet for Minnesota with small white flowers in mid summer and glossy, dark green foliage.  
 S1810 #2 cont. \$21.99



Cheyenne Privet



Lodense Privet

**Ligustrum vulgare 'Lodense'**

[Lodense Privet](#) ○◎


Zone 4-8 H 4-5' x W 4-5' Late Spring white  
 Naturally compact and dense growing, requiring less trimming to maintain its form.  
 S1811.5 #2 cont. \$21.99

○= Full Sun ◎= Part Shade ●= Shade loving





First Editions® Straight Talk® Privet




Honeyrose Honeysuckle



First Editions® Snow White™ Mockorange




Snow Dwarf Mockorange



Snowbelle Mockorange



First Editions® Amber Jubilee™ Ninebark



Angel® Ninebark



Dart's Gold Ninebark



Diabolo® Ninebark

## Ligustrum vulgare 'Swift'

[First Editions® Straight Talk® Privet](#) ○◎

Zone 4-8 H 10-12' x W 2-3' Summer white

A tall, tightly columnar selection with dark green leaves. Can be used as an accent or a hedge, may be maintained at any height for a hedge. Minimal seed production.

S1814 #2 cont. \$26.99

## Lonicera | Honeysuckle

### Lonicera 'Honeyrose'

[Honeyrose Honeysuckle](#) ○◎

Zone 4-7 H 8-10' x W 8-10' Summer red

University of Minnesota introduction with rosy red flowers early in mid summer and deep blue green foliage that is resistant to Honeysuckle witches broom aphid. Works well as a barrier, screen, or informal hedge.

S1840 #2 cont. \$21.99

## Philadelphus | Mockorange

### Philadelphus 'Snowwhite Fantasy'

[First Editions® Snow White™ Mockorange PP13.774](#) ○◎

Zone 4-8 H 5-6' x W 4-5' Late Spring/Late Summer white

Fragrant, double flowers bloom in late spring and again in late summer. The snow white flowers are a sharp contrast to the dark green foliage.

S1869 #2 cont. \$26.99

### Philadelphus 'Snow Dwarf'

[Snow Dwarf Mockorange](#) ○◎

Zone 4-8 H 2-3' x W 2-3' Early Summer white

A compact Canadian selection producing loads of fragrant white flowers in early summer. Excellent for planting in a border or as a foundation planting.

S1881 #2 cont. \$24.99

### Philadelphus saxifragaceae 'Snowbelle'

[Snowbelle Mockorange](#) ○◎

Zone 4-8 H 3-4' x W 3-4' Late Spring white

Masses of fragrant, pure white, double flowers in mid to late spring.

Adaptable to most soil types.

S1885 #2 cont. \$21.99

S1886 #5 cont. \$32.99

## Physocarpus | Ninebark

### Physocarpus opulifolius 'Jefam'

[First Editions® Amber Jubilee™ Ninebark PP23.177](#) ○◎

Zone 2-7 H 5-6' x W 4-5' Spring white

Uniquely colored in tones of orange, yellow, and gold. The dazzling foliage takes on red and purple highlights in fall. Best foliage color in full sun.

S1886.2 #2 cont. \$26.99

S1886.3 #5 cont. \$36.99

### Physocarpus opulifolius 'Hoogi018'

[Angel® Ninebark PP28.059](#) ○◎

Zone 4-8 H 4-5' x W 4-5' Spring white

Vibrant orange new growth contrasts with the burgundy red mature foliage. Compact growth habit.

S1886.6 #2 cont. \$26.99

### Physocarpus opulifolius 'Dart's Gold'

[Dart's Gold Ninebark](#) ○◎

Zone 2-7 H 4-6' x W 4-6' Spring white

Hardy, attractive shrub with golden foliage, white flowers, and red seedpods. Excellent for foundations or border. Vigorous grower.

S1910 #2 cont. \$21.99

S1920 #5 cont. \$29.99

### Physocarpus opulifolius 'Monlo'

[Diabolo® Ninebark](#) ○◎

Zone 3-7 H 8-10' x W 8-10' Spring white

Beautiful purple burgundy leaves cover this easy to grow shrub that quickly becomes a nicely mounded accent for foundations and borders. Creamy white flowers stand out against the dark foliage.

S1940 #5 cont. \$29.99

○= Full Sun ◎= Part Shade ●= Shade loving



**Physocarpus opulifolius 'Bert Dart's G'**

**Festivus Gold® Ninebark PP26.246** ○

Zone 3-7 H 3-4' x W 3-4' Spring white

A compact selection with yellow foliage that does not fade or burn in full sun. Hardy, adaptable, disease free plants are easy to grow. S1940.1 #2 cont. \$32.99



Festivus Gold® Ninebark



First Editions® Fireside® Ninebark

**Physocarpus opulifolius 'UMNHarpell'**

**First Editions® Fireside® Ninebark PP30.792** ○

Zone 3-7 H 5-7' x W 4-6' Spring white

A mid-sized cultivar with reddish new growth that matures to deep purple. Foliage holds its color well and shows very good resistance to mildew. S1940.5 #2 cont. \$26.99 S1940.6 #5 cont. \$36.99

**Physocarpus opulifolius 'SMNPOBLR'**


**Ginger Wine™ Ninebark PP28.695** ○●

Zone 3-7 H 5-6' x W 5-6' Spring white

In spring, foliage emerges sunny, brilliant orange, maturing to bright burgundy. White flowers develop into attractive red seedpods. S1941 #2 cont. \$36.99 S1941.2 #5 cont. \$42.99



Ginger Wine™ Ninebark



First Editions® Little Devil™ Ninebark

**Physocarpus opulifolius 'Donna May'**

**First Editions® Little Devil™ Ninebark PP22.634** ○●

Zone 3-7 H 3-4' x W 3-4' Spring white

Deep burgundy foliage color in a compact, easy to grow and maintain shrub. Needs little to no pruning. S1942 #2 cont. \$26.99 S1942.6 #5 cont. \$36.99

**Physocarpus opulifolius 'Hoogi021'**

**Little Joker® Ninebark PP27.986** ○●

Zone 4-8 H 3-4' x W 3-4' Spring white

A compact cultivar with fine-textured, dark burgundy foliage. Full, dense branching makes it a good choice for a low hedge. S1943.5 #2 cont. \$26.99



Little Joker® Ninebark



Raspberry Lemonade™ Ninebark

**Physocarpus opulifolius 'ZLEye12'**

**Raspberry Lemonade™ Ninebark PP31.198** ○

Zone 3-7 H 3-4' x W 3-4' Spring white


A compact selection with a dense, mounding habit of finely textured, bright chartreuse foliage. White flowers develop into coral red fruits. S1944.5 #2 cont. \$29.99

**Physocarpus opulifolius 'Seward'**

**Summer Wine® Ninebark PP14.821** ○●

Zone 3-7 H 5-6' x W 5-6' Spring pink/white

Dense, semi-compact habit with finely cut, wine-red colored foliage. Pinkish white flowers in late spring. S1945 #2 cont. \$32.99 S1947 #5 cont. \$39.99



Summer Wine® Ninebark



Tiny Wine® Ninebark

**Physocarpus opulifolius 'SMPOTW'**

**Tiny Wine® Ninebark PP26.749** ○●

Zone 3-8 H 3-4' x W 3-4' Late Spring light pink

A dwarf cultivar with dark maroon foliage and light pink to white flowers. The flowers are produced in abundance up and down the stems in late spring making for an impressive display. S1949 #2 cont. \$36.99 S1949.2 #5 cont. \$42.99

**Physocarpus opulifolius 'SMNPOTWG'**

**Tiny Wine® Gold Ninebark PP28.857** ○

Zone 3-7 H 3-4' x W 3-4' Spring white

A compact cultivar with a semi-upright habit. Bright yellow new growth and petite, disease resistant foliage. S1949.4 #2 cont. \$32.99



Tiny Wine® Gold Ninebark



Abbotswood Potentilla

**Potentilla | Cinquefoil**

**Potentilla fruticosa 'Abbotswood'**

**Abbotswood Potentilla** ○

Zone 2-7 H 2-3' x W 2-3' Spring-Fall white

White flowers from spring to fall on a dense, spreading shrub. Good selection for low hedges. S1950 #2 cont. \$21.99

○= Full Sun ●= Part Shade ●= Shade loving



# SHRUBS




Bella Bellissima® Potentilla



Cheesehead™ Potentilla



Dakota Sunspot® Potentilla



Goldfinger Potentilla




Mango Tango™ Potentilla




First Editions® Marmalade® Potentilla



McKay's White Potentilla



Pink Beauty Potentilla



Pink Flowering Almond



First Editions® Jade Parade® Sand Cherry

## Potentilla fruticosa 'Hachliss'

[Bella Bellissima® Potentilla PP27,715](#) ○

Zone 2-7 H 2-3' x W 2-3' Spring-Fall pink  
Radiant, deep pink blooms make this low growing shrub stand out in the landscape. Very hardy and easy to grow.  
S2015 #2 cont. \$26.99

## Potentilla fruticosa 'SMPFMY'

[Cheesehead™ Potentilla PP28,890](#) ○

Zone 3-8 H 2-2.5' x W 2-2.5' Spring-Fall yellow  
Abundant, large yellow blooms cover the compact, rounded plants from spring until fall.  
S1957 #2 cont. \$26.99

## Potentilla fruticosa 'Fargo'

[Dakota Sunspot® Potentilla](#) ○

Zone 2-7 H 2-3' x W 2-3' Spring-Fall gold  
Compact with deep golden 1" flowers produced all season long. A hardy selection from North Dakota State University.  
S1965 #2 cont. \$21.99

## Potentilla fruticosa 'Goldfinger'

[Goldfinger Potentilla](#) ○

Zone 2-7 H 24-30" x W 3-4' Spring-Fall gold  
An excellent foundation shrub with showy golden flowers all season on a compact, mounded plant.  
S1970 #2 cont. \$21.99

## Potentilla fruticosa 'Uman'

[Mango Tango™ Potentilla](#) ○

Zone 2-7 H 24-30" x W 24-30" Spring-Fall orange red  
Season long flowering on a compact, mounded plant. Flowers are shades of orange red with yellow edges. The color deepens in cooler weather and softens in warm weather.  
S2000 #2 cont. \$21.99

## Potentilla fruticosa 'Jefmarm'

[First Editions® Marmalade® Potentilla PP31,663](#) ○

Zone 2-6 H 2-3' x W 2-3' Spring-Fall orange  
A showy selection producing orange, double flowers all season long. Very hardy and a prolific bloom producer from late spring through fall.  
S2019 #2 cont. \$26.99

## Potentilla fruticosa 'McKay's White'

[McKay's White Potentilla](#) ○

Zone 2-7 H 24-30" x W 2-3' Spring-Fall white  
A selection with soft green foliage and long lasting, creamy white flowers.  
S2005 #2 cont. \$21.99

## Potentilla fruticosa 'Pink Beauty'

[Pink Beauty Potentilla](#) ○

Zone 2-7 H 2-3' x W 2-3' Spring-Fall light pink  
Small, rounded shrub introduced from Canada with clean, bright green foliage and abundant soft-pink flowers from summer until fall. Flower color intensifies in cooler weather and lightens in the heat.  
S2010 #2 cont. \$21.99

## Prunus | Flowering Almond, Sand Cherry

### Prunus glandulosa 'Rosea'

[Pink Flowering Almond](#) ○

Zone 4-8 H 5-6' x W 4-5' Spring pink  
Pink Almond is easy to grow, and adapts to most conditions. Outstanding double-pink flowers early in the spring, followed by bright green, shiny foliage. Attracts butterflies. Ideal small shrub near the house or patio.  
S2020 #5 cont. \$39.99

### Prunus pumila 'UCONNPP002'

[First Editions® Jade Parade® Sand Cherry PP33,014](#) ○

Zone 3-7 H 2-3' x W 4-6' Spring white  
An outstanding groundcover for dry, sunny slopes with low, arching and spreading branches. Great for wildlife with white flowers in spring and small black fruits in summer. Nice yellow, orange, and red fall color.  
S2029 #2 cont. \$26.99  
S2030 #5 cont. \$36.99  
**AVAIL 7/15**

○= Full Sun    ⊙= Part Shade    ●= Shade loving



**Prunus x cistena**

**Purpleleaf Sand Cherry** ○

Zone 3-8 H 5-6' x W 5-6' Spring pink  
Intense reddish/purple leaves all summer, small fragrant pink flowers in spring. An upright, oval shrub for borders or accent.  
S2050 #5 cont. \$39.99



Purpleleaf Sand Cherry

**Rhododendron | Azalea**


**Lights Series Azalea Hybrids**

The Lights Series of Azaleas were developed at the University of Minnesota Landscape Arboretum specifically to withstand our harsh winters & variable springs. These Azaleas will tolerate -35°F to -45°F without significant damage. They are highly desirable Azaleas (even in milder regions) because of their dependable flowering, sweet fragrance, and good fall color.

**Rhododendron x 'Candy Lights'**

**Candy Lights™ Azalea** ○◎

Zone 4-7 H 3-4' x W 3-4' Spring lavender  
An introduction that has intense lavender purple blooms and improved vigor and mildew resistance.  
S2080 #2 cont. \$32.99



Candy Lights™ Azalea



First Editions® Electric Lights™ Red Azalea

**Rhododendron x 'UMNAZ 633'**

**First Editions® Electric Lights™ Red Azalea PP33,787** ○◎

Zone 4-7 H 4-5' x W 3-4' Spring red  
The upright, mounded form is covered in fire engine red flowers in spring. From the breeding program at the University of Minnesota.  
S2085 #2 cont. \$42.99


**Rhododendron x 'Lemon Lights'**

**Lemon Lights Azalea** ○◎

Zone 4-7 H 4-5' x W 3-4' Spring yellow  
Bears all the fine 'Light Series' qualities as well as lovely bicolor yellow flowers and excellent mildew resistance. Nice maroon foliage in autumn.  
S2090 #2 cont. \$32.99



Lemon Lights Azalea



Lilac Lights™ Azalea

**Rhododendron x 'Lilac Lights'**

**Lilac Lights™ Azalea** ○◎

Zone 4-9 H 3-4' x W 3-4' Spring lilac  
Blooms in spring with deep lilac colored flowers. Healthy deciduous foliage turns a beautiful light yellow in fall.  
S2095 #2 cont. \$32.99

**Rhododendron x 'Mandarin Lights'**

**Mandarin Lights Azalea** ○◎

Zone 4-7 H 4-5' x W 4-5' Spring orange  
Blooms in early spring with rich, brilliant orange flowers before it leafs out for summer. A hardy shrub with bronze fall foliage.  
S2100 #2 cont. \$32.99  
S2101 #3 cont. \$42.99  
S2102 #5 cont. \$46.99



Mandarin Lights Azalea



Northern Hi-Lights Azalea

**Rhododendron x 'Northern Hi-Lights'**


**Northern Hi-Lights Azalea** ○◎

Zone 4-7 H 4-5' x W 4-5' Spring white & yellow  
Creamy white flowers with yellow upper lip petals. Very fragrant. Nice burgundy fall color.  
S2105 #2 cont. \$32.99


**Rhododendron x 'Orchid Lights'**

**Orchid Lights Azalea** ○◎

Zone 4-7 H 2-3' x W 2-3' Spring lilac  
Compact, dwarf form with soft lilac flowers. Blooms two weeks before other 'Lights'. Bright yellow fall color.  
S2115 #2 cont. \$32.99



Orchid Lights Azalea



Rosy Lights Azalea

**Rhododendron x 'Rosy Lights'**


**Rosy Lights Azalea** ○◎

Zone 4-7 H 4-5' x W 4-5' Spring rosy pink  
Dark rosy-pink with very fragrant flowers. As with all other Lights series azaleas, a University of Minnesota introduction.  
S2120 #2 cont. \$32.99

○= Full Sun ◎= Part Shade ●= Shade loving



# SHRUBS



White Lights Azalea



Aglo Rhododendron



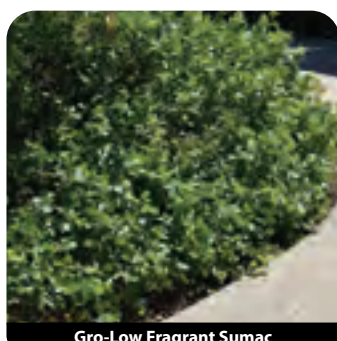
Haaga Rhododendron



Hellikki Rhododendron



PJM Rhododendron



Gro-Low Fragrant Sumac



Lacette™ Fragrant Sumac



Smooth Sumac



Cutleaf Staghorn Sumac

## Rhododendron x 'White Lights'

### White Lights Azalea ○◎

Zone 4-7 H 5-6' x W 5-6' Spring white  
Pink buds open to light pink flowers that mature to a creamy white. Foliage develops a purple-bronze color in fall.  
S2135 #2 cont. \$32.99

## Rhododendron – Small-leaved varieties

This group of Rhododendrons are more sun-tolerant than their large-leaf cousins, but still prefer protection from winter sun. For good performance, soil should be well-drained, acidic and have even moisture.

## Rhododendron x 'Aglo'

### Aglo Rhododendron ○◎

Zone 4-7 H 3-4' x W 3-4' Spring pink  
Compact plant that blooms with rosy pink flowers in spring. Mahogany red fall color.  
S2140 #2 cont. \$36.99  
S2145 #5 cont. \$49.99

## Rhododendron 'Haaga'

### Haaga Rhododendron ○●

Zone 4-7 H 3-4' x W 3-4' Spring pink  
Super hardy introduction from Finland. Upright shrub with attractive, dark green foliage and pink flowers.  
S2150 #2 cont. \$36.99  
S2155 #5 cont. \$49.99

## Rhododendron 'Hellikki'

### Hellikki Rhododendron ○●

Zone 5-7 H 3-5' x W 3-4' Spring red  
Super hardy Finnish hybrid. Dark violet red flowers cover this beauty. Dense, spreading habit with attractive dark green foliage.  
S2160 #2 cont. \$36.99  
S2165 #5 cont. \$49.99

## Rhododendron x 'P.J.M.'

### PJM Rhododendron ○◎

Zone 4-7 H 4-5' x W 3-4' Spring lavender  
Long lasting flowers of lavender pink in spring. Dark mahogany fall color, very hardy.  
S2195 #2 cont. \$36.99  
S2196 #3 cont. \$49.99  
S2200 #5 cont. \$52.99  
S2205 #7 cont. \$86.99

## Rhus | Sumac

## Rhus aromatica 'Gro-Low'

### Gro-Low Fragrant Sumac ○◎

Zone 3-8 H 2-3' x W 4-6' Summer  
Low growing, wide spreading selection of fragrant sumac with excellent orange scarlet fall color. Does not resemble other sumacs; great for mass plantings or erosion control on banks. Salt tolerant.  
S2230 #2 cont. \$19.99  
S2240 #5 cont. \$29.99

## Rhus aromatica 'Fine Textured Compact Select A'

### Lacette™ Fragrant Sumac PP28,669 ○

Zone 3-8 H 3-4.5' x W 6-7' Summer  
Much denser and more refined in habit than 'Gro Low', but with the same hardy, adaptable constitution of its cousin. Great red fall color.  
S2243 #2 cont. \$24.99

## Rhus glabra

### Smooth Sumac ○◎

Zone 3-8 H 6-10' x W 8-10' Summer  
Smooth branching and wide spreading habit. Beautiful red fall foliage. Has a suckering habit that makes it good for banks, screens, and mass plantings.  
S2250 #2 cont. \$21.99

## Rhus typhina 'Laciniata'

### Cutleaf Staghorn Sumac ○◎

Zone 3-8 H 8-10' x W 10-12' Summer  
Velvety branches on a wide spreading Sumac. Fabulous red fall color and finely divided leaves. Crimson berries in fall.  
S2275 #5 cont. \$36.99

○= Full Sun ◎= Part Shade ●= Shade loving



**Rhus typhina 'Bailtiger'**

[First Editions® Tiger Eyes® Cutleaf Staghorn Sumac PP16,185](#) ○◎

Zone 4-8 H 6-8' x W 6-8' Summer

New growth is chartreuse green quickly changing to bright yellow with rosy pink leaf stems. Branches angle upward while deeply cut golden leaves drape downward giving an oriental type architecture. Dramatic yellow, orange, and intense scarlet fall color.

S2290 #2 cont. \$29.99

S2300 #5 cont. \$39.99

**Ribes | Currant**

**Ribes alpinum**

[Alpine Currant](#) ○◎

Zone 2-7 H 3-5' x W 3-5' Spring

Very popular hedge plant with dense, glossy green foliage. A low maintenance, shade tolerant plant.

S2320 #2 cont. \$19.99

S2330 #5 cont. \$29.99

**Ribes alpinum 'Green Mound'**

[Green Mound Alpine Currant](#) ○◎

Zone 2-7 H 2-4' x W 2-3' Spring

Deep, glossy green foliage with good disease resistance. Slower growth rate and somewhat horizontal branching make this plant a good choice for a low hedge.

S2350 #2 cont. \$21.99

S2360 #5 cont. \$29.99

**Salix | Willow**

**Salix candida 'Jefberg'**

[First Editions® Iceberg Alley® Willow](#) ○

Zone 4-6 H 5-7' x W 5-7' Spring

An interesting selection featuring powdery, silver foliage that is excellent as an accent or in mass plantings as a contrast to colorful foliaged shrubs. The silvery catkins produce interesting, tiny red stamens.

S2370 #2 cont. \$26.99

**Salix discolor**

[American Pussy Willow](#) ○◎

Zone 2-7 H 15-20' x W 10-15' Spring

Large, hardy native with soft, silvery catkins appearing in early spring on the deep brown branches.

S2380 #3 cont. \$26.99

**Salix integra 'Hakura Nishiki'**

[Hakura Nishiki Dappled Willow](#) ○◎

Zone 4-7 H 4-8' x W 4-8' Spring

Small shrub that bears pink stems that are covered with narrow leaves beautifully dappled in green, pink, and white. Good vigorous grower.

S2390 #2 cont. \$21.99

S2400 #5 cont. \$29.99

**Salix purpurea 'Nana'**

[Dwarf Blue Arctic Willow](#) ○◎

Zone 4-6 H 3-5' x W 3-6' Spring

Upright, rounded shrub useful for wet areas or as a hedge. Twigs turn purplish in winter.

S2410 #2 cont. \$19.99

S2420 #5 cont. \$29.99

**Sambucus | Elderberry**

**Sambucus nigra 'Eva'**

[Black Lace™ Elderberry PP15,575](#) ○◎

Zone 4-7 H 6-8' x W 6-8' Late Spring white

Dark purple, finely cut foliage has an exotic appeal usually found only in Japanese maples. Pink buds open to lacy white blossoms. An excellent specimen plant.

S2426 #3 cont. \$39.99

**Sambucus nigra 'Eiffel 1'**

[Black Tower Elderberry PP23,633](#) ○◎

Zone 3-7 H 6-8' x W 3-4' Summer pink

A striking, upright form with dark burgundy foliage and creamy strawberry colored flowers in summer. Foliage becomes progressively darker as the season advances.

S2430 #2 cont. \$26.99



First Editions® Tiger Eyes® Cutleaf Staghorn Sumac



Alpine Currant




Green Mound Alpine Currant



First Editions® Iceberg Alley® Willow



American Pussy Willow




Hakura Nishiki Dappled Willow



Dwarf Blue Arctic Willow



Black Lace™ Elderberry



Black Tower Elderberry

○= Full Sun ◎= Part Shade ●= Shade loving



# SHRUBS



Laced Up® Elderberry

**Sambucus nigra 'SNR1292'**


[Laced Up® Elderberry PP29,051](#) ○◎

Zone 4-7 H 6-10' x W 3-4' Early Summer pink  
Narrow, columnar habit with lacy, dark foliage. Light pink flowers in early summer pop against the dark foliage.  
S2433 #5 cont. \$46.99

**Sambucus racemosa 'SMNSRD4'**

[Lemony Lace® Elderberry PP26,613](#) ○◎

Zone 3-7 H 3-5' x W 3-5' Early Spring white  
Fine textured, sunny yellow foliage matures to beautiful chartreuse. White flowers in spring produce berries for the birds in summer. Deer resistant.  
S2434 #3 cont. \$42.99



Lemony Lace® Elderberry

**Sambucus racemosa 'Sutherland Gold'**

[Sutherland Gold Elderberry](#) ○◎

Zone 3-7 H 8-10' x W 8-10' Late Spring cream  
Deeply cut golden foliage. Masses of creamy flowers develop into clusters of red fruit that birds love. Tough plant does well on southern exposures.  
S2439 #3 cont. \$26.99

## Sorbaria | False Spirea

**Sorbaria sorbifolia 'Bococot'**

**Cherry On Top™ Ash Leaf Spirea PPAF** ○◎

Zone 2-10 H 4-5' x W 4-5' Summer white  
White flowers morph into cherry red seedpods as an added ornamental attraction. Green compound foliage with pink, red, and white new growth.  
S2451 #2 cont. \$29.99

**Sorbaria sorbifolia 'Levgreen'**

**First Editions® Matcha Ball® Ash Leaf Spirea PP31,202** ○◎

Zone 3-7 H 2-3' x W 3-4' Summer white  
Red to peach colored new growth matures to bright green. Compact habit makes it a fit for smaller landscapes. Sparse blooms help maintain a tidy form.  
S2453 #2 cont. \$26.99

**Sorbaria sorbifolia 'SMNSSC'**

**Mr. Mustard™ Ash Leaf Spirea PP33,551** ○◎

Zone 2-7 H 2-3' x W 3-4' Summer white  
A more compact selection with brighter, longer lasting new growth color of yellow, orange, and pink tones. About half the size of 'Sem' and slower spreading.  
S2454 #2 cont. \$32.99

**Sorbaria sorbifolia 'Sem'**

[Sem Ash Leaf Spirea PP16,336](#) ○◎

Zone 3-7 H 3-4' x W 3-4' Summer creamy white  
A splendid shrub with radiant, pink new growth on deep pink stems. Foliage matures to deep green, giving the plant a distinctive, two-toned appearance. Loads of creamy white blooms on this compact form. Outstanding accent plant or remarkable en mass.  
S2457 #2 cont. \$24.99  
S2458 #5 cont. \$32.99

## Spiraea | Spirea

**Spiraea albiflora**

[Japanese White Spirea](#) ○◎

Zone 3-8 H 2-2.5' x W 2-2.5' Summer white  
Compact, rounded shrub for foundations or small areas. Clusters of white flowers from summer into fall. Blooms on new wood, remove spent flowers to encourage rebloom.  
S2460 #2 cont. \$21.99  
S2462 #5 cont. \$29.99

**Spiraea betulifolia 'Tor'**

[Tor Birchleaf Spirea](#) ○◎


Zone 3-8 H 2-3' x W 2-3' Late Spring white  
Compact mound of dark gray-green birch like leaves. Clusters of tiny white flowers in late spring. Removal of faded flowers promotes rebloom. Shades of orange, red, and purple color in the fall.  
S2465 #2 cont. \$21.99  
S2467 #5 cont. \$29.99



Cherry On Top™ Ash Leaf Spirea



First Editions® Matcha Ball® Ash Leaf Spirea



Mr. Mustard™ Ash Leaf Spirea



Sem Ash Leaf Spirea



Japanese White Spirea



Tor Birchleaf Spirea


○= Full Sun ◎= Part Shade ●= Shade loving



**Spiraea betulifolia 'Tor Gold'**

**Glow Girl® Birchleaf Spirea** ○◎

Zone 3-8 H 2-3' x W 2-3' Spring white  
 Glowing, lemon lime foliage is accented by pinkish red flower buds in spring that open to pure white blooms. Burn resistant foliage turns beautiful shades of purple, red and orange in fall.  
 S2469 #2 cont. \$32.99  
 S2470 #5 cont. \$39.99



Glow Girl® Birchleaf Spirea



First Editions® Pink Sparkler™ Birchleaf Spirea

**Spiraea betulifolia 'COURISPI01'**

**First Editions® Pink Sparkler™ Birchleaf Spirea PP27.933** ○◎

Zone 3-8 H 3-4' x W 3-4' Late Spring pink  
 Large clusters of pink flowers in spring are followed by a smaller bloom in fall. Foliage turns a beautiful burgundy red in autumn. Tidy, mounded habit.  
 S2471 #2 cont. \$26.99


**Spiraea fritschiana**

**Fritsch Spirea** ○◎

Zone 3-8 H 2-3' x W 3-4' Late Spring white  
 Large, flat topped clusters of white flowers stand out against the dark green foliage in late spring. Beautiful fall color.  
 S2472 #2 cont. \$21.99



Fritsch Spirea



Dakota Goldcharm® Spirea

**Spiraea japonica 'Mertyann'**

**Dakota Goldcharm® Spirea** ○◎

Zone 3-8 H 15-18" x W 2-3' Early Summer pink  
 A very attractive dwarf variety with yellow leaves and bright pink flowers. Leaves emerge golden bronze and mature to yellowish gold. Fall color is a mix of gold and russet red.  
 S2477 #1 cont. \$12.99  
 S2478 #2 cont. \$21.99


**Spiraea japonica var. alpina**

**Daphne Spirea** ○◎

Zone 3-8 H 12-15" x W 2-3' Early Summer pink  
 Small, blue green leaves on short, wiry branches with clusters of light pink flowers. Remove spent flowers to encourage season long color.  
 S2480 #2 cont. \$21.99



Daphne Spirea



Double Play® Artisan® Spirea

**Spiraea japonica 'Galen'**


**Double Play® Artisan® Spirea PP21.712** ○◎

Zone 4-8 H 24-30" x W 24-30" Early Summer purple  
 Superb foliage flushes an attractive red and changes to blue-green. Vibrant fuchsia colored flowers in summer.  
 S2488 #2 cont. \$32.99


**Spiraea japonica 'NCSX1'**

**Double Play® Candy Corn® Spirea PP28.313** ○◎

Zone 4-8 H 18-30" x W 2-3' Late Spring purple  
 An eye opening display of colorful foliage begins in spring with orange red new growth that turns pineapple yellow as it matures. Dark purple flowers in late spring contrast sharply with the attractive foliage.  
 S2491 #2 cont. \$32.99  
 S2491.2 #5 cont. \$39.99



Double Play® Candy Corn® Spirea



Double Play® Doozie® Spirea

**Spiraea japonica 'NCSX2'**


**Double Play® Doozie® Spirea PP30.953** ○◎

Zone 3-8 H 2-3' x W 2-3' Spring red  
 A sterile cultivar that produces wave after wave of red flowers. Dark green foliage emerges an attractive purple-red.  
 S2492 #2 cont. \$32.99


**Spiraea japonica 'SMNSJMFP'**

**Double Play® Pink Spirea PP26.995** ○◎

Zone 3-8 H 2-3' x W 2-3' Late Spring pink  
 Bright, pure pink flowers cover the plant in late spring. Foliage emerges dark red in the spring before turning to deep green.  
 S2492.5 #2 cont. \$32.99



Double Play® Pink Spirea



Double Play® Red Spirea

**Spiraea japonica 'SMNSJMFR'**

**Double Play® Red Spirea PP26.933** ○◎

Zone 3-8 H 2-3' x W 2-3' Late Spring red  
 Showy burgundy spring foliage gives rise to brilliant red flowers in late spring and early summer.  
 S2493 #2 cont. \$32.99


○= Full Sun ◎= Part Shade ●= Shade loving



# SHRUBS



Goldmound Spirea



Lil' Flirt Spirea

### Spiraea japonica 'Goldmound'

#### Goldmound Spirea ○◎

Zone 3-8 H 18-24" x W 2-3' Early Summer pink  
 Superb foundation plant. Yellow-gold foliage and pink flowers. Reddish fall foliage. Beautiful when contrasted with dark green or blue toned shrubs.  
 S2530 #2 cont. \$19.99  
 S2540 #5 cont. \$29.99


### Spiraea japonica 'SMSJMLA'

#### Lil' Flirt Spirea PP30,591 ○◎

Zone 4-9 H 24-30" x W 24-30" Summer pink  
 Foliage emerges with a rich burgundy color and matures to a lime green. Numerous pink flowers decorate the dense, compact form.  
 S2545 #2 cont. \$32.99 **NEW! AVAIL 5/15**



Little Princess Spirea



Little Spark Spirea

### Spiraea japonica 'Little Princess'


#### Little Princess Spirea ○◎

Zone 3-8 H 24-30" x W 2-3' Early Summer pink  
 Very popular pink flowering spirea with a low mounded habit and medium green foliage that turns a dark burgundy red in the fall. Remove spent flowers to encourage season long color.  
 S2570 #2 cont. \$19.99  
 S2580 #5 cont. \$29.99

### Spiraea japonica 'MINSPIL04'

#### Little Spark Spirea PP30,819 ○◎

Zone 3-8 H 18-24" x W 18-30" Summer dark pink  
 Yellow foliated selection with orange new growth and pink flowers throughout the summer. Foliage takes on pink shades in fall.  
 S2583 #2 cont. \$26.99 **NEW! AVAIL 8/1**



Magic Carpet Spirea

### Spiraea japonica 'Walbuma'

#### Magic Carpet Spirea ○◎

Zone 3-8 H 18-24" x W 24-30" Early Summer pink  
 Compact, mounded form boasting vibrant red new growth with a backdrop of golden foliage. Clusters of deep pink flowers in early summer.  
 S2600 #2 cont. \$19.99  
 S2610 #5 cont. \$29.99


### Spiraea japonica 'Neon Flash'

#### Neon Flash Spirea ○◎

Zone 4-8 H 30-36" x W 30-36" Summer cherry red  
 Vigorous growth habit is covered with bright red flower clusters throughout the growing season. New growth is tinged purple before turning to green. Fall foliage is an attractive burgundy red color.  
 S2630 #2 cont. \$19.99  
 S2640 #5 cont. \$29.99



Neon Flash Spirea



Snowmound Spirea

### Spiraea nipponica 'Snowmound'

#### Snowmound Spirea ○◎

Zone 4-8 H 3-4' x W 3-4' Spring white  
 Dark green foliage on a medium sized, rounded shrub, pure white flowers in late spring cover the branches. Orange-yellow fall color.  
 S2690 #2 cont. \$19.99  
 S2700 #5 cont. \$29.99


### Spiraea thunbergii 'Ogon'

#### Mellow Yellow Spirea ○◎

Zone 4-8 H 3-5' x W 3-5' Spring white  
 Fine textured yellow foliage covers the plant through the growing season. An upright, arching growth habit provides a perfect platform for the white flowers in spring.  
 S2789 #2 cont. \$21.99



Mellow Yellow Spirea



Anthony Waterer Spirea

### Spiraea x bumalda 'Anthony Waterer'

#### Anthony Waterer Spirea ○◎

Zone 4-8 H 30-36" x W 3-4' Summer rose pink  
 Rosy pink flowers from early summer into the fall. Remove spent flowers to encourage heavier rebloom. Attractive reddish-purple fall foliage color. Useful in mass plantings or as a low flowering hedge.  
 S2730 #2 cont. \$21.99  
 S2740 #5 cont. \$29.99


○= Full Sun ◎= Part Shade ●= Shade loving



**Spiraea x bumalda 'Goldflame'**

[Goldflame Spiraea](#) ○◎

Zone 3-8 H 2-3' x W 3-4' Summer rosy red  
 Low mounded shrub with gold to light green foliage. Rosy red flowers appear all season. New growth emerges bright red before changing to golden yellow and finally lime green.  
 S2770 #2 cont. \$21.99  
 S2780 #5 cont. \$29.99



Goldflame Spiraea

**Spiraea x bumalda 'Denistar'**

[First Editions® Superstar™ Spiraea PP22,432](#) ○◎

Zone 3-8 H 2-3' x W 3-4' Summer dark pink  
 Compact plants sport dark pink flowers and red new growth.  
 S2794 #2 cont. \$26.99



First Editions® Superstar™ Spiraea

**Spiraea x vanhouttei 'Renaissance'**

[Renaissance Spiraea](#) ○◎

Zone 3-7 H 5-7' x W 6-8' Spring white  
 Large vase shaped shrub with dark blue green foliage and arching sprays of white flowers in May. Orange red fall color.  
 S2800 #5 cont. \$29.99

**Stephanandra**

**Stephanandra incisa 'Crispa'**

[Crispa Cutleaf Stephanandra](#) ○◎

Zone 4-7 H 1-2' x W 3-5' Early Summer white  
 A fine textured groundcover with unique zig-zag branches that produce creamy white flowers in early summer. Excellent for part shade areas.  
 S2805 #2 cont. \$21.99



Renaissance Spiraea




Crispa Cutleaf Stephanandra

**Symphoricarpos | Snowberry**

**Symphoricarpos orbiculatus**

[Red Snowberry](#) ○◎

Zone 4-7 H 3-5' x W 4-6' Summer yellow white  
 Excellent choice to use in 'tough' areas, for erosion control on banks, in wet areas, or for naturalizing. Produces very ornamental purplish red berries.  
 S2820 #2 cont. \$19.99



**Symphoricarpos x doorenbosii 'Kolmcan'**

[First Editions® Candy™ Coralberry PP20,931](#) ○◎

Zone 4-7 H 24-30" x W 30-36" Summer pink  
 Persistent, bright pink berries line the stems of this compact shrub in fall and winter, providing winter interest and food for birds.  
 S2825 #2 cont. \$26.99



Red Snowberry



First Editions® Candy™ Coralberry

**Syringa | Lilac**

**Lilac**

Albert Holden  
 Bloomerang Dwarf Purple  
 Common Purple  
 Dwarf Korean  
 Miss Kim  
 Sensation (white edged)  
 Virtual Violet

**White**

Beauty of Moscow  
 Common White

**Pink**

Pinktini  
 Prairie Petite

**Magenta to Purple**

Baby Kim  
 Bloomerang Dark Purple  
 Charles Joly  
 Monge

**Blue**

Wedgewood Blue


**Syringa x 'SMSJBP7'**

[Bloomerang® Dark Purple Lilac PP26,549](#) ○

Zone 3-7 H 4-6' x W 4-6' Late Spring/Summer purple  
 A vigorous growing plant producing a large flush of blooms in spring followed by a lesser bloom from midsummer to fall. A large plant with larger blooms and much improved disease resistance than 'Bloomerang'. Flower color is deeper purple.  
 S2861 #2 cont. \$39.99  
 S2863 #5 cont. \$49.99



Bloomerang® Dark Purple Lilac



Bloomerang® Dwarf Purple Lilac

**Syringa x 'SMNJRPU'**

[Bloomerang® Dwarf Purple Lilac PP29,831](#) ○

Zone 3-7 H 30-36" x W 30-36" Late Spring/Summer purple  
 Dwarf cultivar with lilac purple blooms in late spring, and again throughout the summer until frost. Shows good vigor and disease resistance. Plant in areas with good drainage.  
 S2870 #2 cont. \$39.99

○= Full Sun ◎= Part Shade ●= Shade loving





Dwarf Korean Lilac



Miss Kim Lilac



Prairie Petite Lilac



Common Purple Lilac



Common White Lilac



Albert Holden Lilac



Charles Joly Lilac



Beauty Of Moscow Lilac



Monge Lilac



Sensation Lilac

**Syringa meyeri 'Palibin'**

**Dwarf Korean Lilac** ○

Zone 3-7 H 4-5' x W 5-6' Early Summer lilac pink  
 Very fragrant, single lilac pink flowers open in mid to late spring and fade to light pink with age. A dwarf by lilac standards, this plant is well suited for an informal mid-sized hedge.  
 S2920 #2 cont. \$21.99  
 S2930 #5 cont. \$32.99  
 S2940 #7 cont. \$59.99

**Syringa patula 'Miss Kim'**

**Miss Kim Lilac** ○

Zone 3-7 H 4-6' x W 5-6' Early Summer lavender blue  
 Hardy with purple buds that open to highly fragrant, pale lilac flowers. Large leaves with beautiful burgundy red fall color. Makes an excellent formal or informal hedge.  
 S2950 #2 cont. \$21.99  
 S2960 #5 cont. \$32.99  
 S2965 #7 cont. \$49.99

**Syringa vulgaris 'Prairie Petite'**

**Prairie Petite Lilac** ○

Zone 3-7 H 3-4' x W 3-4' Spring lavender  
 Unique dwarf, compact form of lilac. Initial color of newly opened flowers is light pink which fades to light lavender. Blooms are 3 to 4" long. Heat and drought tolerant and disease resistant.  
 S2970 #2 cont. \$21.99

**Syringa vulgaris**

**Common Purple Lilac** ○

Zone 2-7 H 12-15' x W 8-12' Spring purple  
 Old-fashioned lilac perfect as an informal hedge or screen. Extremely fragrant purple flowers. Cut flowers hold up well.  
 S2990 #2 cont. \$21.99  
 S3000 #5 cont. \$32.99  
 S3010 #7 cont. \$52.99

**Syringa vulgaris var. alba**

**Common White Lilac** ○

Zone 2-7 H 12-15' x W 8-12' Spring white  
 Old-fashioned, hardy, vigorous shrub with fragrant, single white blooms. Use as an informal hedge or screen.  
 S3030 #5 cont. \$32.99

**Syringa vulgaris 'Albert F. Holden'**

**Albert Holden Lilac** ○

Zone 3-7 H 8-10' x W 6-8' Spring violet  
 Deep violet blooms possess a silvery blush on reverse of the petals giving a bicolor effect. Large flower panicles with a nice fragrance. Resistant to powdery mildew.  
 S3061 #5 cont. \$39.99

**Syringa vulgaris 'Charles Joly'**

**Charles Joly Lilac** ○

Zone 3-7 H 10-12' x W 8-10' Spring magenta  
 Fragrant, smaller panicles of purple buds develop into double magenta flowers.  
 S3120 #5 cont. \$32.99

**Syringa vulgaris 'Krasavitsa Moskv'**

**Beauty Of Moscow Lilac** ○

Zone 3-7 H 10-12' x W 8-10' Spring white  
 A vigorous, upright lilac with light pink buds opening to fragrant, double white flowers on abundant panicles.  
 S3180 #5 cont. \$36.99

**Syringa vulgaris 'Monge'**

**Monge Lilac** ○

Zone 3-7 H 10-12' x W 8-12' Spring magenta  
 Very showy single, reddish-purple flowers are held on long stems that lend themselves well for great cut flowers.  
 S3200 #5 cont. \$39.99

**Syringa vulgaris 'Sensation'**

**Sensation Lilac** ○

Zone 3-7 H 8-10' x W 8-12' Spring purple/white  
 Purple florets outlined in pure white. A beautiful and unique lilac.  
 S3280 #5 cont. \$39.99

○= Full Sun    ⊙= Part Shade    ●= Shade loving



**Syringa 'Bailbridget'**

[First Editions® Virtual Violet® Lilac PP30,286](#) ○

Zone 3-7 H 6-8' x W 5-7' Spring violet  
 Deep purple stems bear clusters of raspberry purple buds that open to fragrant, violet flowers. A compact hybrid with an upright, dense habit making it perfect for screens and hedges.  
 S3285 #2 cont. \$26.99  
 S3286 #5 cont. \$36.99



First Editions® Virtual Violet® Lilac



Wedgewood Blue Lilac

**Syringa vulgaris 'Wedgewood Blue'**

[Wedgewood Blue Lilac](#) ○

Zone 3-7 H 6-8' x W 6-8' Spring true blue  
 This unique lilac has large, beautiful racemes of lilac-pink buds that open to true blue flowers with wonderful fragrance. Mildew resistant.  
 S3288 #5 cont. \$39.99

**Syringa x 'SMNSDTP'**

**Baby Kim® Lilac PP32,969** ○

Zone 3-8 H 24-36" x W 30-36" Spring purple  
 Very compact plants produce non-fading, fragrant, purple flowers. Deer resistant.  
 S3290 #2 cont. \$32.99 **AVAIL 6/1**



Baby Kim® Lilac



First Editions® Pinktini™ Lilac

**Syringa x prestoniae 'Jeftini'**

[First Editions® Pinktini™ Lilac PP32,724](#) ○

Zone 2-7 H 4-5' x W 3-4' Late Spring bright pink  
 A compact, non-suckering lilac with large, fluffy pink flower clusters. Very good disease resistance.  
 S3296 #5 cont. \$36.99 **NEW! AVAIL 9/1**

**Viburnum**

**Viburnum carlesii 'SMVCB'**

[Spice Baby™ Viburnum PP25,872](#) ○◎

Zone 4-8 H 3.5-4' x W 3.5-4' Spring white  
 A compact Koreanspice Viburnum, produces abundant clusters of red to pink buds that open to white flowers with immaculate fragrance. Burgundy red fall color.  
 S3303 #2 cont. \$34.99



Spice Baby™ Viburnum



Lil' Ditty® Viburnum

**Viburnum cassinoides 'SMNVCCD'**

[Lil' Ditty® Viburnum PP27,549](#) ○◎

Zone 3-8 H 1.5-2' x W 2-2.5' Spring white  
 A dwarf selection that produces abundant, fluffy creamy white flowers in late spring. Fall foliage is an attractive purple red. Fruit, if produced, starts green, changing to pink to red and eventually to blue.  
 S3305 #2 cont. \$34.99


**Viburnum dentatum 'Christom'**

[Blue Muffin® Arrowwood Viburnum](#) ○◎

Zone 3-9 H 5-7' x W 5-6' Spring white  
 Compact selection of Arrowwood Viburnum with loads of white flowers, followed by lovely blue fruit during the summer months that attract birds in the fall.  
 S3310 #2 cont. \$26.99  
 S3320 #5 cont. \$36.99  
 S3321 #7 cont. \$62.99  
 S3325 #10 cont. \$89.99



Blue Muffin® Arrowwood Viburnum



Red Feather™ Arrowwood Viburnum

**Viburnum dentatum 'JN Select'**


[Red Feather® Arrowwood Viburnum](#) ○◎

Zone 3-8 H 8-10' x W 10-12' Spring white  
 Lustrous green foliage is highlighted by bright red new growth. White flowers in spring followed by blue-black berries and bright, long lasting, red-purple fall foliage provides multi-season interest. A good replacement for Amur maple or Burning Bush.  
 S3379 #2 cont. \$21.99  
 S3381 #5 cont. \$32.99  
 S3381.5 #7 cont. \$42.99

**Viburnum lantana 'Mohican'**

[Mohican Viburnum](#) ○◎

Zone 3-7 H 5-6' x W 6-8' Spring white  
 Compact globe form of the species, covered in creamy white flowers in early May. Purple/bronze fall colored foliage. Excellent for hedge or screen. Orange red fruit in summer.  
 S3390 #5 cont. \$32.99  
 S3395 #10 cont. \$79.99



Mohican Viburnum

○= Full Sun ◎= Part Shade ●= Shade loving



# SHRUBS




Nannyberry Viburnum




Common Snowball Viburnum



Compact European Cranberrybush



Dwarf European Cranberrybush



Bailey Compact American Cranberrybush



Redwing® American Cranberrybush



Wentworth American Cranberrybush



Wine & Roses® Weigela



Coco Krunch® Weigela

## Viburnum lentago

### Nannyberry Viburnum ○◎

Zone 2-8 H 15-20' x W 8-15' Spring white  
Very large, creamy white flower clusters explode against the glossy green foliage. In autumn, the pendulous blue black fruits glisten amongst reddish purple leaves. Excellent food source for birds. Tolerates heavy, wet soils. S3400 #5 cont. \$32.99

## Viburnum opulus 'Roseum'

### Common Snowball Viburnum ○◎

Zone 3-8 H 10-12' x W 10-12' Spring white  
Popular, rounded shrub blooms profusely in spring with large, double, white flowers. Very showy. Fruitless. S3450 #5 cont. \$42.99

## Viburnum opulus 'Compactum'

### Compact European Cranberrybush ○◎

Zone 3-8 H 5-6' x W 5-6' Spring white  
Medium sized, rounded shrub. White spring flowers are followed by showy red fruit in late summer lasting well into fall. S3420 #5 cont. \$32.99

## Viburnum opulus 'Nanum'

### Dwarf European Cranberrybush ○◎

Zone 4-8 H 2-3' x W 2-4' Spring white(rare)  
Dwarf form of 'Compactum'. Foundation or low hedge plant that requires no pruning. Rarely flowers. S3430 #2 cont. \$24.99

## Viburnum trilobum 'Bailey Compact'

### Bailey Compact American Cranberrybush ○◎

Zone 2-7 H 5-6' x W 5-6' Spring white(few)  
Compact rounded form of the species with excellent deep red fall color. An excellent choice for foundation plantings. Much lighter fruit set than the species. S3490 #2 cont. \$21.99  
S3500 #5 cont. \$32.99

## Viburnum trilobum 'J.N. Select'

### Redwing® American Cranberrybush ○◎

Zone 2-7 H 8-10' x W 6-8' Spring white  
An introduction with excellent form and a good growth rate. Spring foliage is tinted red, white flowers appear in May. Clusters of ornamental bright red fruit from late fall through early winter. Fall color is a brilliant red. S3515 #5 cont. \$32.99  
S3517 #10 cont. \$79.99

## Viburnum trilobum 'Wentworth'

### Wentworth American Cranberrybush ○◎

Zone 2-7 H 10-12' x W 10-12' Spring white  
Eye-catching, showy red fruit from fall until well into winter. Works well for screening or naturalizing and attracts wildlife. Red fall color. Abundant fruit production is useful for making preserves. S3520 #5 cont. \$32.99

## Weigela

## Viburnum florida 'Alexandra'

### Wine & Roses® Weigela ○

Zone 5-8 H 3-5' x W 3-5' Late Spring rosy pink  
Intense, rosy pink flowers shimmer against the dark foliage that emerges deep burgundy purple and intensifies to near black. S3550 #2 cont. \$32.99  
S3560 #5 cont. \$39.99

## Viburnum florida 'WFMOBLA'

### Coco Krunch® Weigela PP27.661 ○

Zone 4-8 H 2-3' x W 2-3' Late Spring red  
Compact, dense, rounded form sports dark, ruby red foliage and is covered by soft red flowers in late spring. Neat, mounded habit with excellent hardiness. S3570 #2 cont. \$39.99


○= Full Sun ◎= Part Shade ●= Shade loving




**Weigela 'Slingco 1'**

[Crimson Kisses® Weigela PP23.654](#) ○

Zone 4-9 H 2.5-3' x W 2.5-3' Late Spring/Mid Summer red  
Compact Weigela producing lipstick red flowers with a white eye. Will produce some rebloom in midsummer.  
S3580 #2 cont. \$26.99



Crimson Kisses® Weigela



Electric Love® Weigela

**Weigela 'ZR1'**


[Electric Love® Weigela PP30.065](#) ○◎

Zone 4-8 H 1-2' x W 2-3' Late Spring red  
Bright red flowers cover the dark foliage in late spring. Low, mounding habit fits easily into the landscape.  
S3583 #2 cont. \$26.99


**Weigela 'Spring 2'**

[Stunner® Weigela PPAF](#) ○◎

Zone 4-8 H 3-4' x W 3-4' Late Spring pink  
Vibrant pink flowers light up the glossy, dark purple foliage. Compact, fits nicely into any border or foundation planting.  
S3587 #2 cont. \$26.99



Stunner® Weigela



Java Red Weigela

**Weigela florida 'Java Red'**


[Java Red Weigela](#) ○

Zone 4-8 H 3-4' x W 3-5' Late Spring red  
Beautiful carmine red buds open to deep pink blooms on a compact, mounded, bronze-foliaged shrub.  
S3620 #5 cont. \$32.99


**Weigela florida 'Verweig9'**

[Midnight Sun™ Weigela](#)

Zone 4-8 H 12-18" x W 12-18" Late Spring pink  
Outstanding glossy orange and red foliage from summer through fall. Compact, tidy form bears pink flowers in late spring.  
S3625 #2 cont. \$32.99 **NEW! AVAIL 7/15**



Midnight Sun™ Weigela



Midnight Wine Shine® Weigela

**Weigela florida 'SMNWFMS'**


[Midnight Wine Shine® Weigela PP26.922](#) ○

Zone 4-8 H 12-18" x W 24-32" Late Spring pink  
An improvement over 'Midnight Wine' with darker, glossy foliage and better hardiness. Great for a low hedge, in a border, or as an accent.  
S3630 #2 cont. \$24.99


**Weigela florida 'Minuet'**

[Minuet Weigela](#) ○

Zone 4-8 H 24-30" x W 2-3' Late Spring pink  
Hardy dwarf cultivar. Blooms freely in late spring with bright pink flowers, lilac petal lobes, and yellow throats. Great foundation shrub. Slight fragrance.  
S3640 #2 cont. \$19.99  
S3650 #5 cont. \$29.99



Minuet Weigela



My Monet® Weigela

**Weigela florida 'Verweig'**


[My Monet® Weigela PP16.824](#) ○

Zone 4-8 H 12-15" x W 15-18" Late Spring purplish pink  
This Weigela has a compact habit and striking green and white variegated foliage. Use in flower beds or as an attractive accent plant.  
S3657 #2 cont. \$34.99  
S3658 #3 cont. \$42.99


**Weigela florida 'Verweig8'**

[My Monet Purple Effect® Weigela PPAF](#) ○

Zone 4-8 H 24-30" x W 24-30" Late Spring pink  
A slightly larger version of 'My Monet' with more flowers, narrower variegation and hints of purple instead of pink in the variegated margins. Also, a bit more vigorous and hardy.  
S3660 #2 cont. \$36.99



My Monet Purple Effect® Weigela



Red Prince Weigela

**Weigela florida 'Red Prince'**


[Red Prince Weigela](#) ○

Zone 4-8 H 4-6' x W 5-6' Late Spring red  
Very hardy, upright shrub with brilliant red flowers that hold their color well. Tendency to rebloom in late summer.  
S3690 #2 cont. \$19.99  
S3700 #5 cont. \$29.99


○= Full Sun ◎= Part Shade ●= Shade loving



# SHRUBS



First Editions® Shining Sensation™ Weigela



Spilled Wine® Weigela

## Weigela florida 'Bokrashine'

[First Editions® Shining Sensation™ Weigela](#) ○

Zone 4-8 H 5-6' x W 3-4' Late Spring pink

A dark leaf variety with shiny, burgundy leaves and profuse pink flowers. Will periodically produce blooms through the summer.

S3710 #2 cont. \$26.99

## Weigela florida 'Bokraspiwi'

[Spilled Wine® Weigela PP23.781](#) ○

Zone 4-8 H 2-3' x W 2-3' Late Spring rosy pink

Leaves are a deep purple black with a unique, wavy margin and color that does not fade during the summer. The dark colored foliage contrasts nicely with the deep rosy pink blooms. Plant habit is compact with a spreading form.

S3718 #2 cont. \$32.99

S3718.5 #3 cont. \$36.99



Tango Weigela



## Weigela florida 'Tango'

[Tango Weigela](#) ○

Zone 4-8 H 24-30" x W 30-36" Late Spring deep pink

Showy plant with standout purple foliage and deep pink flowers. Compact, rounded habit.

S3720 #2 cont. \$19.99

S3726 #5 cont. \$29.99

## Weigela 'Slingco 2'

[Maroon Swoon® Weigela PP26.841](#) ○

Zone 4-8 H 4-5' x W 2-3' Late Spring red

Deep red blooms on dark green foliage. Produces an abundant display of flowers in late spring with some rebloom throughout the summer.

S3735 #2 cont. \$26.99



Merlot Rose Weigela

## Weigela florida 'Bokrafive'

[Merlot Rose Weigela PP21.725](#) ○

Zone 4-8 H 2-3' x W 3-4' Late Spring rose

Rose pink flowers on a dark bronze leafed, compact plant. A very handsome, crisp looking cultivar with its rich flower color and superb, glossy foliage.

S3770 #2 cont. \$21.99

## Weigela florida 'Bokrasopin'

[Sonic Bloom® Pink Weigela PP24.572](#) ○

Zone 4-8 H 4-5' x W 4-5' Late Spring-Fall pink

A reblooming cultivar featuring a large bloom of rich pink flowers in late spring, followed by waves of blooms until frost.

S3774 #2 cont. \$36.99



Sonic Bloom® Pink Weigela



Sonic Bloom® Pure Pink Weigela

## Weigela florida 'SMNWFRP'

[Sonic Bloom® Pure Pink Weigela PP29.990](#) ○

Zone 4-8 H 4-5' x W 4-5' Late Spring-Fall pink

Reblooming selection with large, flamingo pink blooms. Vigorous growing plants produce a large show of blooms in late spring, followed by waves of blooms through the summer.

S3778 #2 cont. \$36.99

## Weigela 'Velda'

[Tuxedo™ Weigela PP26.842](#) ○


Zone 4-8 H 4-5' x W 4-5' Late Spring white

White flowers are a striking contrast to the dark bronze-purple foliage.

S3785 #2 cont. \$26.99



Tuxedo™ Weigela



Very Fine Wine™ Weigela

## Weigela florida 'SMWFDPD'

[Very Fine Wine™ Weigela PPAF](#) ○

Zone 4-8 H 24-30" x W 24-30" Late Spring pink

A refinement to 'Fine Wine' with darker foliage and heavier flowering. Compact plants have very good hardiness.

S3790 #2 cont. \$34.99

○= Full Sun    ⊙= Part Shade    ●= Shade loving



**Asparagus | Asparagus**

Long-lived perennial vegetable crop that can produce for more than 15 years.

**Asparagus officinalis 'Jersey Knight'**

**Jersey Knight Asparagus** ○◎

Zone 3-8 H 3-4' x W 1.5-2' April-June

All male cultivar that produces delicious green spears 3/8" diameter or larger. F0005 #1 cont. \$9.99



Jersey Knight Asparagus

**Vaccinium | Blueberry**

These hardy plants produce classic, dark, sweet berries, and are also well suited for use as ornamental landscape shrubs. They need acidic soil (pH 4.5-5.5), full sun, and ample moisture for maximum fruit set. Blooms consist of small, white to pink, bell-like flowers in spring and glowing fall foliage of orange to scarlet. For best fruit set, plant two or more varieties for cross-pollination. Winter protection may increase yields.

**Vaccinium 'Bluecrop'**

**Bluecrop Blueberry** ○◎

Zone 4-8 H 4-6' x W 3-4' July

A very popular commercial variety producing large, firm berries with excellent flavor. May be eaten fresh or used for baking or processing. F0007 #1 cont. \$14.99



Bluecrop Blueberry



Blueray Blueberry

**Vaccinium 'Blueray'**

**Blueray Blueberry** ○◎

Zone 4-7 H 5-6' x W 3-4' July-Aug

A highbush cultivar producing large, very firm, dessert quality berries with a well balanced sweet and tart flavor. Upright habit with burgundy red fall color. F0008 #1 cont. \$14.99



Chippewa Blueberry



Elliott Blueberry

**Vaccinium 'Chippewa'**

**Chippewa Blueberry** ○◎

Zone 3-7 H 3-4' x W 3-4' July-Aug

University of Minnesota release; produces large, sweet, light blue fruit. Yields 3.5-7 lbs. of fruit at maturity. Leaves turn bright red in fall. F0010 #1 cont. \$14.99

**Vaccinium 'Elliott'**

**Elliott Blueberry** ○◎

Zone 4-7 H 4-5' x W 3-4' August


Very productive, late ripening high bush variety. Medium sized fruit are great for baking or fresh eating. Fruit needs to be fully ripe for best flavor. F0013 #1 cont. \$14.99

**Vaccinium 'Northblue'**

**Northblue Blueberry** ○◎

Zone 3-8 H 2-2.5' x W 3-3.5' July

University of Minnesota release. Good flavored variety, large dark blue fruits for fresh eating or baking. Yields 3-7 lbs. of fruit at maturity. Deep red fall color. F0020 #1 cont. \$14.99



Northblue Blueberry



Northcountry Blueberry

**Vaccinium 'Northcountry'**

**Northcountry Blueberry** ○◎

Zone 3-8 H 18-24" x W 30-36" July

Prolific producer of medium sized, sweet, mild fruit. Ripens one week before 'Northblue' and has a fiery red fall color. Yields 2-5 lbs. of fruit at maturity. A University of Minnesota release. F0025 #1 cont. \$14.99

**Vaccinium 'Northland'**

**Northland Blueberry** ○◎

Zone 4-7 H 3-4' x W 3-3.5' July

A great choice as an edible ornamental, providing tasty fruit and possessing attractive landscape qualities as well. Medium sized fruit has a delicious wild berry flavor. Glossy green foliage becomes ablaze with orange and red colors in fall. F0027 #1 cont. \$14.99



Northland Blueberry



Patriot Blueberry

**Vaccinium 'Patriot'**

**Patriot Blueberry** ○◎

Zone 4-7 H 4-6' x W 3-4' July-Aug

Highbush variety that produces large, firm, dark blue berries with a rich flavor in July. Yields 10-20 pounds per plant. Fiery orange fall color. F0040 #1 cont. \$14.99

○= Full Sun ◎= Part Shade ●= Shade loving

## SMALL FRUIT & FRUIT TREES



Polaris Blueberry



St. Cloud Blueberry




Superior Blueberry



Consort Black Current



Frontenac™ Grape



Frontenac Gris™ Grape



Itasca Grape



Marquette Grape



La Crescent™ Grape

### Vaccinium 'Polaris'

#### [Polaris Blueberry](#) ○◎

Zone 3-7 H 3-4' x W 3-4' July

University of Minnesota release; good companion for 'Northblue'; medium, firm, dark blue berries; yields 3-6 lbs of fruit at maturity. Red fall color. F0050 #1 cont. \$14.99

### Vaccinium 'Saint Cloud'

#### [St. Cloud Blueberry](#) ○◎

Zone 4-7 H 4-5' x W 3-4' July

Medium to large berries with great flavor and firm texture. Upright plants are early ripening. University of Minnesota introduction. F0053 #1 cont. \$14.99

### Vaccinium 'Superior'

#### [Superior Blueberry](#) ○◎

Zone 3-7 H 3-4' x W 3-4' July-Aug

A productive cultivar producing firm berries with a well balanced flavor. Fruit matures about a week later than most other half high cultivars. Red fall color. University of Minnesota introduction. F0055 #1 cont. \$14.99

## Ribes | Black Currant

Woody canes produce clusters of tart black berries; used for syrups, preserves, or jellies.

### Ribes nigrum 'Consort'

#### [Consort Black Currant](#) ○◎

Zone 3-7 H 4-6' x W 3-4' July-Aug

Self-fertile, strong-flavored berries in July - August. Immune to White Pine Blister Rust. High yields for baking, preserves, or juices. F0070 #2 cont. \$29.99

## Vitis | Grape

Vining fruit-producer that requires a trellis, fence, or arbor. Use for preserves, wine, desserts and fresh eating.

### Vitis 'Frontenac'

#### [Frontenac™ Grape](#) ○

Zone 4-8 H 15-20' x W 15-20' Sept-Oct

A hardy, vigorous grower; disease resistant; good red variety for wine. University of Minnesota release. F0090 #1/7" cont. \$24.99

### Vitis 'Frontenac Gris'

#### [Frontenac Gris™ Grape PP16,478](#) ○

Zone 4-8 H 15-20' x W 15-20' September

A white form of 'Frontenac'. Released by the University of Minnesota. A coppery-peach colored grape with the aroma of peach and apricot. Muscat-like grape is desired for wine making, fresh eating, and desserts. Excellent disease resistance. F0095 #3 cont. \$36.99

### Vitis 'Itasca'

#### [Itasca Grape PP29,847](#) ○

Zone 4-8 H 15-20' x W 15-20' September

A white wine grape with excellent cold hardiness and high resistance to both powdery and downy mildews. F0100 #1/7" cont. \$24.99

### Vitis 'La Crescent'

#### [La Crescent™ Grape](#) ○

Zone 4-8 H 15-20' x W 15-20' September

Possesses excellent cold hardiness. A white variety release by the University of Minnesota, prized for its excellent wine making qualities. F0104 #3 cont. \$36.99

### Vitis 'Marquette'

#### [Marquette Grape PP19,579](#) ○

Zone 4-8 H 15-20' x W 15-20' September

Red wine variety that combines cold hardiness and disease resistance. Very good wine making qualities. F0106 #1/7" cont. \$24.99

○= Full Sun ◎= Part Shade ●= Shade loving



**Vitis 'St.Croix'**

**St. Croix™ Grape** ○

Zone 4-8 H 15-20' x W 15-20' September  
 High yield; very sweet grapes; dessert and wine. Has dark blue berries that ripen late in August.  
 F0110 #3 cont. \$34.99



St. Croix™ Grape

**Lonicera | Haskap**

Medium sized, easy to grow shrubs produce early ripening blue fruits similar to blueberries in June. Flavor is somewhat like a cross between a blueberry and a raspberry. Two varieties are needed to produce fruit.

**Lonicera caerulea 'Berry Blue'**

**Berry Blue™ Haskap** ○◎

Zone 3-7 H 6-8' x W 3-5' June  
 A very hardy Russian variety that is an excellent pollinator. Smaller, dark blue fruit are good for processing.  
 F0142 #2 cont. \$26.99



Berry Blue™ Haskap

**Lonicera caerulea 'Borealis'**

**Borealis Haskap** ○◎

Zone 3-7 H 4-5' x W 3-5' June  
 Large, boxy shaped berries have a sweet and tart flavor. A somewhat softer berry, good for fresh eating or processing. Berries are purple inside when fully ripe.  
 F0144 #2 cont. \$26.99



Borealis Haskap


**Rubus | Raspberry**

Easy to grow in average soil with full sun and adequate moisture. Raspberries are either summer bearing or everbearing. Summer bearing bear one crop in June-July, everbearing can bear one crop in June-July and a second crop starting in September and lasting until a hard freeze. All are excellent for fresh eating or processing. Will increase in area over time by spreading suckers.

**Rubus 'Anne'**

**Anne Yellow Raspberry** ○

Zone 4-9 H 3-4' x W 2-3' June-Oct  
 Large, pale yellow, deliciously sweet fruit on upright canes. Everbearing.  
 F0150 #1/7" cont. \$12.99



Anne Yellow Raspberry

**Rubus 'Autumn Britten'**

**Autumn Britten Raspberry** ○

Zone 4-7 H 3-4' x W 2-3' June-Oct  
 Everbearing variety with large, flavorful, deep red fruit. Excellent fruiting ability with nearly constant fruit production from early summer to frost.  
 F0162 #1/7" cont. \$16.99



Autumn Britten Raspberry

**Rubus 'Encore'**

**Encore Raspberry** ○

Zone 4-7 H 5-6' x W 2-3' June-July  
 Encore is a summer bearing raspberry with large, bright red berries possessing good flavor. Vigorous, upright canes are nearly spineless and very winter hardy.  
 F0168 #1/7" cont. \$12.99



Encore Raspberry

**Rubus 'Fallgold'**

**Fallgold Raspberry** ○

Zone 4-8 H 4-5' x W 2-3' June-Oct  
 Sweet, juicy and firm berries in clusters; one crop in summer followed by another September through frost.  
 F0170 #1/7" cont. \$12.99



Fallgold Raspberry

**Rubus 'Heritage'**

**Heritage Raspberry** ○

Zone 3-8 H 3-5' x W 3-4' July-Sept  
 A classic everbearing cultivar producing large, dark red berries.  
 F0172 #1/7" cont. \$12.99



Heritage Raspberry

**Rubus 'RAFZAQU'**

**Himbo Top® Raspberry PP19,512** ○

Zone 4-8 H 5-6' x W 2-3' June-Oct  
 A vigorous, everbearing variety producing large, conical berries with very good raspberry flavor. Firm berries have small drupelets making them easy to pick.  
 F0173 #1/7" cont. \$12.99



Himbo Top® Raspberry

○= Full Sun ◎= Part Shade ●= Shade loving

## SMALL FRUIT & FRUIT TREES



Jaclyn Raspberry



Joan J Raspberry



Chipman's Red Rhubarb



Albion Strawberry



Eversweet Strawberry



Honeoye Strawberry



Fort Laramie Strawberry



Jewel Strawberry

### Rubus 'Jaclyn'

#### Jaclyn Raspberry PP15,647 ○

Zone 3-8 H 4-5' x W 2-3' June-Oct

Everbearing variety bearing bright, deep red, very sweet berries. Disease resistant, vigorous plants produce high quality fruit. Canes exhibit very good hardiness.

F0175 #1/7" cont. \$16.99

### Rubus 'Joan J'

#### Joan J Raspberry PP18,954 ○

Zone 4-8 H 4-5' x W 2-3' June-Oct

A high yielding everbearing variety with large, firm berries. Early bearing and easy to pick berries.

F0178 #1/7" cont. \$12.99

## Rheum | Rhubarb

Vigorous, easy-to-grow perennial that produces tart stalks in spring to early summer. Use for baking, cooking, and freezing.

### Rheum 'Chipman's Canada Red'

#### Chipman's Red Rhubarb ○

Zone 3-8 H 1.5-2' x W 2-3' April-May

Proven variety with red stalks and sweeter flavor.

F0180 #2 cont. \$19.99

## Fragaria | Strawberry

Short, spreading plants that produce sweet red berries for eating, cooking, and freezing. Adaptable and hardy requiring only good drainage. Better berry size in full sun with adequate moisture.

### Fragaria 'Albion'

#### Albion Strawberry PP16,228 ○

Zone 4-7 H 6-9" x W spreading June-Oct

An everbearing variety producing large, firm berries with very good flavor.

F0185 Jumbo 6 pac cont. \$16.99

### Fragaria 'Eversweet'

#### Eversweet Strawberry ○◎

Zone 4-8 H 8-10" x W spreading June-Sept

An everbearing variety with excellent heat tolerance. Produces a crop in late spring and again at repeated intervals throughout the summer and into fall. Firm berries are very sweet with good flavor.

F0190 Jumbo 6 pac cont. \$14.99

### Fragaria 'Honeoye'

#### Honeoye Strawberry ○◎

Zone 3-8 H 6-9" x W spreading June

June bearing. Early season berry with good flavor and quality.

F0194 Jumbo 6 pac cont. \$14.99

### Fragaria 'Fort Laramie'

#### Fort Laramie Strawberry ○◎

Zone 3-8 H 6-9" x W spreading June-Sept

Everbearing. Good berry size and good flavor.

F0201 Jumbo 6 pac cont. \$14.99

### Fragaria 'Jewel'

#### Jewel Strawberry ○◎

Zone 4-8 H 6-9" x W spreading June

Large, high quality berries have very good flavor. Vigorous and dependable variety. Midseason, June bearing cultivar.

F0205 Jumbo 6 pac cont. \$14.99

○= Full Sun ◎= Part Shade ●= Shade loving

Gertens: P: 651.450.1501 | F: 651.239.1316 | E: questions@gertens.com | W: gertens.com  
Landscape Project Desk P: 651.239.1315 \*Prices, sizes and availability are subject to change.



**Fruit Pollination Guide**

<b>Apples</b>	<b>Self-sterile; need one other variety with same bloom time</b>
<b>Cherries</b>	<b>Self-fertile</b>
<b>Pears</b>	<b>Self-sterile; plant two or more varieties</b>
<b>Plums</b>	<b>Self-sterile; use pollinator</b>

**Malus | Apple**

The introduction of dwarf and semi-dwarf trees makes it easy for homeowners to cultivate and enjoy fruit trees in their own yards. Semi-dwarf trees (12-15' x 12-15') bear sooner and are easier to prune and maintain.

**Malus 'MN 447'**

**[Frostbite™ Apple](#)** ○

Zone 3-7 H 12-15' x W 12-15' Early/Mid October  
 Very sweet, intense taste in a small, crisp, juicy apple. Excellent cold hardiness. Good for fresh eating and cooking. Outstanding for cider. Bred by the University of Minnesota. Mid-late season bloom.  
 F0254 #5 cont. \$89.99  
 F0255 #7 cont. \$109.99

**Malus 'Lautz'**

**[Haralred® Apple](#)** ○

Zone 3-7 H 12-15' x W 12-15' Early/Mid October  
 Sport selection of 'Haralson'; smoother, redder skin with the same great flavor. Keeps well. Ready at the beginning of October. Late bloom.  
 F0258 #7 cont. \$99.99

**Malus 'Haralson'**

**[Haralson Apple](#)** ○

Zone 3-6 H 12-15' x W 12-15' Early/Mid October  
 Tart, juicy, crisp fruit for eating or cooking. Hardy and popular selection. Keeps well. Ready at the beginning of October. Late bloom.  
 F0278 #7 cont. \$99.99  
 F0281 #20 cont. \$169.99  
 T2565 1.5" B&B \$269.00  
 T2566 1.75" B&B \$289.00

**Malus 'Honeycrisp'**

**[Honeycrisp Apple](#)** ○

Zone 4-7 H 12-15' x W 12-15' Late Sept/Early Oct  
 Super crisp, juicy, and flavorful. Excellent keeper. Ready in late September. Good disease resistance. University of Minnesota introduction. Mid season bloom.  
 F0286 #5 cont. \$79.99  
 F0287 #7 cont. \$99.99  
 F0295 #20 cont. \$179.99  
 T2568 1.5" B&B \$299.00  
 T2569 1.75" B&B \$329.00

**Malus 'KinderKrisp'**

**[Kinderkrisp Apple PP25.453](#)** ○

Zone 4-7 H 12-15' x W 12-15' Late August  
 An offspring of Honeycrisp, this is an earlier apple, ripening in late August, with excellent flavor and a crisp texture. Produces smaller sized apples, perfect for kids. Early bloom.  
 F0300 #7 cont. \$99.99

**Malus 'Wildung'**

**[Snow Sweet® Apple PP19.446](#)** ○

Zone 4-7 H 12-15' x W 12-15' Mid/Late September  
 University of Minnesota introduction. This apple has a sweet, slightly tart taste. Flesh is slow to turn brown when cut making it excellent for salads. Above average resistance to scab and fire blight. Mid season bloom.  
 F0350 #7 cont. \$109.99

**Malus 'Sweet Sixteen'**

**[Sweet Sixteen Apple](#)** ○

Zone 4-7 H 12-15' x W 12-15' Mid/Late September  
 Sweet, crisp and juicy with unique, excellent flavor; fire blight resistant. Mid season bloom.  
 F0357 #7 cont. \$109.99


**Malus 'Triumph'**

**[Triumph® Apple](#)** ○


Zone 4-8 H 12-15' x W 12-15' Late September  
 Excellent disease resistance with a pleasantly tart and well balanced flavor. A University of Minnesota introduction with a good storage life. Mid season bloom.  
 F0358 #7 cont. \$109.99 **NEW! AVAIL 7/1**



Frostbite™ Apple



Haralred® Apple




Haralson Apple



Honeycrisp Apple




Kinderkrisp Apple



Snow Sweet® Apple



Sweet Sixteen Apple



Triumph® Apple

○= Full Sun    ◎= Part Shade    ●= Shade loving

## SMALL FRUIT & FRUIT TREES



Winecrisp™ Apple



Zestar!® Apple




Contender Peach



Polly Peach



Reliance Peach



Brookcot Apricot



Debbie's Gold Apricot



Moongold Apricot



Sungold Apricot

### Malus 'Co-op31'

#### Winecrisp™ Apple PP20,437 ○

Zone 4-8 H 12-15' x W 12-15' Early/Mid October  
Late ripening variety with excellent eating qualities. Medium sized, dark red fruit has cream colored flesh and a pleasant spicy flavor. Good for fresh eating and cooking; good storage life. Mid season bloom.  
F0364 #7 cont. \$109.99

### Malus 'Minnewashta'

#### Zestar!® Apple ○

Zone 3-7 H 12-15' x W 12-15' Early/Mid September  
Large, highly-flavored apples have fantastic sweet and tart flavor. Great for fresh eating, pies, sauce and cider. Red-over-cream colored fruits ripen early season. Excellent keeper for an early apple. A University of MN selection. Early season bloom.  
F0368 #7 cont. \$109.99

## Prunus | Peach

These hardy peach trees produce sweet, juicy peaches for eating, baking, or preserves. Self-fertile.

### Prunus 'Contender'

#### Contender Peach ○

Zone 4-8 H 12-15' X W 12-15' August  
This peach is cold-hardy and tolerant to spring frost. Self-pollinating and produces sweet, bright yellow peaches that ripen mid to late August. Excellent for eating, canning, baking and freezing.  
F0395 #7 cont. \$119.99

### Prunus 'Polly'

#### Polly Peach ○

Zone 4-8 H 8-10' x W 8-10' August  
A hardy semi-dwarf peach tree. Fruit is white skinned with red blush. Flesh is white, sweet and juicy. Self-fertile. Red-pink blooms before foliage emerges in spring.  
F0403 #7 cont. \$119.99

### Prunus 'Reliance'

#### Reliance Peach ○

Zone 5-8 H 8-10' x W 10-12' August  
One of the hardiest peaches, the freestone fruit is soft and juicy with bright yellow flesh.  
F0404 #7 cont. \$119.99

## Prunus | Apricot

These hardy apricot trees produce sweet fruit great for eating, baking, or preserves. Use two varieties to promote a greater fruit set.

### Prunus 'Brookcot'

#### Brookcot Apricot ○

Zone 3-8 H 10-15' x W 8-10' August  
Juicy, yellow-orange fruit with a red blush; good for fresh eating or processing. Plants are self fruiting, but will produce a larger crop with cross pollination.  
F0404.3 #7 cont. \$119.99

### Prunus 'Debbie's Gold'

#### Debbie's Gold Apricot ○

Zone 3-8 H 10-15' x W 8-12' July  
Yellow orange fruit are freestone with a firm texture and less sweet flesh making them ideal for processing. Better yields with cross pollination.  
F0404.6 #7 cont. \$119.99

### Prunus 'Moongold'

#### Moongold Apricot ○

Zone 4-8 H 10-15' x W 10-15' Late July  
1.75" apricots are light orange in color. Flavor is sweet, but is slightly acidic. 'Sungold' is the recommended pollinator.  
F0405 #7 cont. \$119.99

### Prunus 'Sungold'

#### Sungold Apricot ○

Zone 4-8 H 10-15' x W 10-15' August  
1.25" clear gold fruit remains on the tree until ripe. Flavor is mild and sweet, making it good to eat, excellent for jams, and fair to good for sauces. 'Moongold' is the recommended pollinator.  
F0409 #7 cont. \$119.99

○= Full Sun    ⊙= Part Shade    ●= Shade loving



## Prunus 'Westcot'


### Westcot Apricot ○

Zone 4-8 H 15-20' x W 10-12' August

Yellow fruit with an orange red blush ripens in late July. Juicy fruit has a sweet, mild taste making it excellent for fresh eating or canning. Self fruitful, yields will improve with cross pollination; use any other apricot variety. F0412 #7 cont. \$119.99



Westcot Apricot



Montmorency Cherry

## Prunus | Cherry

For northern gardeners, these hardy fruit trees produce tart cherries for cooking and preserves. The fruit of some varieties can be eaten fresh. All are self-fertile.

## Prunus 'Bali'

### Bali Cherry ○

Zone 3-8 H 10-15' x W 10-15' Early August

Hardy to -43°; dark, semi-sweet, red fruit; good for eating or baking.

F0419 #7 cont. \$109.99

F0422 #20 cont. \$179.99

T3309 1.5" B&B \$269.00

T3310 1.75" B&B \$299.00

T3311 2" B&B \$329.00



Bali Cherry

## Prunus 'Montmorency'

### Montmorency Cherry ○

Zone 5-9 H 12-15' x W 12-15' July

Good tasting hardy cherry with large, firm, and juicy fruits for pies and preserves.

F0437 #7 cont. \$109.99

## Prunus 'North Star'

### North Star Cherry ○

Zone 4-8 H 8-10' x W 8-10' July

Hardy, heavy fruiting tree; sour pie cherries. Trees are naturally compact, good choice for smaller areas. University of Minnesota introduction.

F0447 #7 cont. \$109.99



North Star Cherry



First Editions® Sweet Cherry Pie™ Cherry

## Prunus 'Eubank'

### First Editions® Sweet Cherry Pie™ Cherry ○

Zone 4-7 H 12-15' x W 10-12' Mid July

A sour pie cherry variety bearing dark red fruit with a high sugar content, perfect for pies and preserves. Self fruitful, fruits ripen in mid July.

F0450 #7 cont. \$109.99

## Prunus | Plum

Very hardy fruit trees for northern gardeners. Plum trees produce sweet, juicy fruit for eating, baking, and preserves. Highly ornamental; bearing beautiful white flowers in spring and orange-red foliage in fall. Requires a pollinator, we recommend 'Toka' or 'Superior'.


## Prunus 'Alderman'

### Alderman Plum ○

Zone 4-8 H 10-15' x W 12-15' August

This tree bears large burgundy red fruit at a young age. Good for fresh eating or preserves. Superior or Toka make good pollinators. University of Minnesota introduction.

F0459 #7 cont. \$99.99



Alderman Plum

## Prunus 'Lydecker'

### Black Ice™ Plum PP16.621 ○

Zone 4-8 H 10-15' x W 12-15' Early August

Large, delicious purple-black fruit ideal for eating fresh and cooking. Ripens 2-4 weeks earlier than other plum varieties. Good hardiness and compact growth. Use 'Toka' as a pollinator. Bred at the University of Wisconsin-River Falls.

F0461 #7 cont. \$109.99



Black Ice™ Plum



La Crescent Plum

## Prunus 'La Crescent'

### La Crescent Plum ○

Zone 4-8 H 10-18' x 8-15' August

A yellow plum with a pink blush and sweet, golden flesh. Freestone fruit are great for fresh eating. University of Minnesota introduction. Use 'Toka' as a pollinator.

F0462 #7 cont. \$99.99

○= Full Sun    ◐= Part Shade    ●= Shade loving

## SMALL FRUIT & FRUIT TREES



Mount Royal Plum



Pembina Plum




Pipestone Plum



Superior Plum



Toka Plum



Luscious Pear



Parker Pear



Patten Pear



Summercrisp Pear



First Editions® Tawara Asian Pear

### Prunus 'Mount Royal'

#### Mount Royal Plum ○

Zone 4-8 H 8-12' x W 8-10' August

Excellent for dessert, jam, and preserves. Tender, juicy flesh. Considered the best blue cultivar in Minnesota and Wisconsin. Ripens late August. Self-fertile. F0463 #7 cont. \$99.99

### Prunus 'Pembina'

#### Pembina Plum ○

Zone 3-7 H 15-20' x W 10-15' August

A rose red plum with yellow flesh. A semi-freestone variety with good flavor, sweet, and juicy flesh; great for fresh eating. Use 'Toka' as a pollinator. F0465 #7 cont. \$99.99

### Prunus 'Pipestone'

#### Pipestone Plum ○

Zone 3-8 H 10-15' x W 8-12' August

A very hardy red fruited variety with a yellow blush. Large fruit are of excellent quality. Sweet, juicy plums are great for fresh eating or preserves. F0466 #5 cont. \$89.99

### Prunus 'Superior'

#### Superior Plum ○

Zone 4-8 H 10-15' x W 12-15' August

Large, dark fruit with yellow flesh. Good all purpose plum; sweet, juicy, and heavy bearing. Use 'Toka' as a pollinator. University of Minnesota introduction. F0468 #5 cont. \$89.99  
F0469 #7 cont. \$99.99

### Prunus 'Toka'

#### Toka Plum ○

Zone 3-8 H 15-20' x W 15-20' August

Medium sized fruit with a beautiful apricot color. Richly flavored fruit; bears at a young age. Excellent pollinator for most plum cultivars. F0479 #7 cont. \$99.99

## Pyrus | Pear

Dwarf pear tree selections developed to provide homegrown fruit for northern gardeners. Pear trees are not self-pollinating, so plant two or more varieties to ensure fruit. Great for fresh eating or canning.

### Pyrus 'Luscious'

#### Luscious Pear ○

Zone 4-8 H 15-20' x W 10-12' September

Juicy, sweet, small yellow fruit. Glossy green leaves with great red fall color. Good dessert pear. Disease resistant. Do not use as a pollinator. Use Parker to pollinate. F0499 #7 cont. \$109.99

### Pyrus 'Parker'

#### Parker Pear ○

Zone 3-8 H 12-15' x W 6-8' September

Very hardy, upright, and vigorous. Tender and juicy fruit. Use 'Summercrisp' to pollinate. University of Minnesota introduction. F0509 #7 cont. \$109.99

### Pyrus 'Patten'

#### Patten Pear ○

Zone 4-8 H 12-15' x W 8-12' September

Ripens late season with a mild, sweet flavor and firm, melting texture. Best used for fresh eating. Use 'Parker' as a pollinator. F0515 #7 cont. \$109.99

### Pyrus 'Summercrisp'

#### Summercrisp Pear ○

Zone 3-8 H 12-15' x W 8-10' August

From the University of Minnesota, very hardy. Harvest mid-August when fruit is still slightly green. Sweet and crisp, keeps well. Use 'Parker' as a pollinator. F0519 #5 cont. \$79.99  
F0520 #7 cont. \$109.99

### Pyrus 'Tawara Oriental'

#### First Editions® Tawara Asian Pear ○

Zone 4-7 H 10-12' x W 6-8' August-Sept

Deliciously crisp fruit sporting a light brown skin. Tastes like a cross between an apple and a pear. Use 'Parker' as a pollinator. F0530 #7 cont. \$109.99

○= Full Sun    ⊙= Part Shade    ●= Shade loving



Vines Cross Reference

Common Name	Latin Name
American Bittersweet	Celastrus
Boston Ivy	Parthenocissus
Clematis	Clematis
Climbing Hydrangea	Hydrangea
Engleman Ivy	Parthenocissus

Common Name	Latin Name
Honeysuckle	Lonicera
Kiwi Vine	Actinida
Ornamental Hops	Humulus
Trumpet Vine	Campsis
Wisteria	Wisteria

Clematis | Clematis

**Clematis 'Asao'**

**Asao Clematis** ○◎

Zone 4-9 H 8-10' May-June & Aug-Sept rosy pink  
Free flowering selection with deep rosy pink flowers and a white center bar on each petal. Prune off dead material just above highest pair of swelling buds in the spring.

C0010 #1/7" cont. \$29.99

**Clematis x 'Barbara Jackman'**

**Barbara Jackman Clematis** ○◎

Zone 4-9 H 6-8' May-June & Aug-Sept magenta purple  
Large, bluish purple blooms with a bright magenta bar are 5-8" in diameter. Prune off dead material just above the highest pair of swelling buds in the spring.

C0015 #1/7" cont. \$29.99

**Clematis x 'Bees Jubilee'**

**Bees Jubilee Clematis** ○◎

Zone 3-8 H 8-10' May-June & Aug-Sept pink  
Large, showy pink flowers with pink petals and a red bar down the center of each. Prune off dead material just above the highest pair of swelling buds in the spring.

C0020 #1/7" cont. \$29.99

**Clematis x 'Vanso'**

**Blue Light® Clematis PP15,953** ○◎

Zone 4-9 H 6-8' May-June & Aug-Sept soft violet blue  
Double 5-6" flowers are crowd pleasers in the spring, followed by semi-double flowers in late summer. Prune off dead material just above the highest pair of swelling buds in the spring.

C0021 #1/7" cont. \$29.99

**Clematis 'Evipo077'**

**Boulevard® Sally™ Clematis PP29,150** ○◎

Zone 4-9 H 4-5' June-Sept pink  
Compact grower that freely produces pink flowers with a deep pink bar. Prune in the spring, low to the ground just above the base of the previous year's growth.

C0031 #1 cont. \$39.99

**Clematis 'Evipo075'**

**Boulevard® Samaritan Jo™ Clematis PPAF** ○◎

Zone 4-9 H 4-6' June-Sept white  
Predominately white, pointed petals are expertly outlined with a razor thin royal purple margin. Prune in the spring, low to the ground just above the base of the previous year's growth.

C0031.3 #1 cont. \$39.99

C0031.5 #2 cont. \$52.99

**Clematis 'Evipo098'**

**Boulevard® Sarah Elizabeth™ Clematis PPAF** ○◎

Zone 4-9 H 4-5' May-June & Aug-Sept pink  
Glowing light pink flowers have slightly ruffled and pointed petals. Prune off dead material just above the highest pair of swelling buds in the spring.

C0031.7 #1 cont. \$39.99

**NEW! AVAIL 5/15**

**Clematis 'Cardinal Wyszynski'**

**Cardinal Wyszynski Clematis** ○◎

Zone 4-8 H 8-10' May-June & Aug-Sept red  
Large, crimson red flowers with red anthers. Prune off dead material just above the highest pair of swelling buds in the spring.

C0040 #1/7" cont. \$29.99

**NEW! AVAIL 5/15**




Asao Clematis



Barbara Jackman Clematis




Bees Jubilee Clematis



Blue Light® Clematis



Boulevard® Sally™ Clematis



Boulevard® Samaritan Jo™ Clematis



Boulevard® Sarah Elizabeth™ Clematis




Cardinal Wyszynski Clematis

○ = Full Sun   ◎ = Part Shade   ● = Shade loving



Doctor Ruppel Clematis



General Sikorski Clematis



Jackmanii Clematis



Piilu™ Clematis



Pink Champagne Clematis




Rebecca™ Clematis



Sapphire Indigo™ Clematis



Sweet Autumn Clematis



The President Clematis



Vancouver™ Danielle Clematis

**Clematis 'Doctor Ruppel'**

**[Doctor Ruppel Clematis](#)** ○◎

Zone 4-8 H 6-8' May-June & Aug-Sept pink  
Very large, lilac rose flowers have large carmine red bars. Prune off dead material just above the highest pair of swelling buds in the spring.  
C0050 #2 cont. \$52.99 **NEW! AVAIL 5/15**

**Clematis 'General Sikorski'**

**[General Sikorski Clematis](#)** ○◎

Zone 4-8 H 8-10' May-June & Aug-Sept purple  
Large, dark lavender blue flowers with creamy yellow stamens. Prune off dead material just above the highest pair of swelling buds in the spring.  
C0080 #1/7" cont. \$29.99 **NEW! AVAIL 5/15**

**Clematis x 'Jackmanii'**

**[Jackmanii Clematis](#)** ○◎

Zone 4-9 H 10-12' June-Sept purple  
Hardy and long blooming; abundant deep purple flowers. Prune in the spring, low to the ground just above the base of the previous year's growth.  
C0100 #1/7" cont. \$21.99

**Clematis 'Piilu'**

**[Piilu™ Clematis](#)** ○◎

Zone 4-8 H 4-6' June-Sept pink  
Amazing flowering ability highlights this beautiful cultivar. Light pink flowers with a dark purplish bar are double on the old wood and single on the new growth. Prune off dead material just above the highest pair of swelling buds in the spring.  
C0180 #1/7" cont. \$21.99

**Clematis 'Pink Champagne'**

**[Pink Champagne Clematis](#)** ○◎

Zone 4-8 H 7-8' May-June & Aug-Sept deep pink  
Very large, vibrant, deep pink flowers with a lighter pink bar and contrasting creamy yellow stamens. Prune off dead material just above the highest pair of swelling buds in the spring.  
C0182 #1/7" cont. \$29.99

**Clematis 'Evipo 016'**

**[Rebecca™ Clematis](#)** ○◎

Zone 4-9 H 6-8' May-June & Aug-Sept red  
Stunningly large, bright red flowers; profuse blooming. Prune off dead material just above highest pair of swelling buds in the spring.  
C0200 #1/7" cont. \$29.99

**Clematis 'Cleminov 51'**

**[Sapphire Indigo™ Clematis PP17\\_012](#)** ○◎

Zone 4-9 H 3-5' June-Sept sapphire blue  
Prized for its profuse bluish-purple flowers and compact growth habit. May be trained on a trellis or allowed to sprawl on the ground as a gorgeous groundcover. Prune in the spring, low to the ground just above the base of the previous year's growth.  
C0217 #1/7" cont. \$29.99  
C0218 #2 cont. \$52.99

**Clematis paniculata**

**[Sweet Autumn Clematis](#)** ○◎

Zone 4-9 H 12-15' Aug-Sept white  
Vigorous grower with thousands of small but very fragrant starry white flowers. Prune in the spring, low to the ground just above the base of the previous year's growth. Fall blooming.  
C0230 #1/7" cont. \$19.99

**Clematis x 'The President'**

**[The President Clematis](#)** ○◎

Zone 4-9 H 8-10' June-Sept deep purple  
A strong grower with large 6-8" deep violet blue flowers. Prune off dead material just above the highest pair of swelling buds in the spring.  
C0240 #1/7" cont. \$29.99

**Clematis 'Danielle'**

**[Vancouver™ Danielle Clematis](#)** ○◎

Zone 4-9 H 5-7' May-June & Aug-Sept violet blue  
Brilliant, electric violet blue flowers are exceptionally large on this vigorous, compact cultivar. Prune off dead material just above the highest pair of swelling buds in the spring.  
C0246 #1 cont. \$39.99


○= Full Sun ◎= Part Shade ●= Shade loving



**Clematis 'Starry Nights'**

**Vancouver™ Starry Nights Clematis** ○◎

Zone 4-9 H 6-10' May-June & Sept purple-blue  
Huge, brilliant purple-blue blooms with red bars. Prune off dead material just above the highest pair of swelling buds in the spring.  
C0250 #2 cont. \$52.99



Vancouver™ Starry Nights Clematis

**Clematis x 'Ville de Lyon'**

**Ville De Lyon Clematis** ○◎

Zone 3-9 H 8-10' June-Sept carmine red  
Continuous bloom, dark carmine-red sepals with lighter centers and golden stamens. Prune in the spring, low to the ground just above the base of the previous year's growth.  
C0260 #1/7" cont. \$29.99



Ville De Lyon Clematis

**Clematis x 'Warsaw Nike'**

**Warsaw Nike Clematis** ○◎

Zone 4-9 H 8-10' June-Sept dark burgundy  
Dark burgundy 5-7" blooms with yellow stamens. Good shade tolerance. Prune off dead material just above the highest pair of swelling buds in the spring.  
C0265 #1/7" cont. \$29.99



Warsaw Nike Clematis

**Actinidia | Kiwi Vine**

A vigorously growing, twining vine bearing small, fragrant white flowers in the spring. Female selections bear tasty, grape sized green colored fruits in late summer.

**Actinidia arguta 'Issai'**

**Issai Kiwi** ○◎

Zone 5-9 H 15-20' Late Spring white  
A female cultivar of hardy kiwi producing delicious, smooth skinned, grape sized fruit. Grow on a trellis or arbor to enjoy the fragrant white flowers and appetizing fruit. Self fertile, will produce larger and more fruit with a pollinator.  
V0010 #1/7" cont. \$10.00 | 25+ \$8.00\*



Issai Kiwi

**Campsis | Trumpet Vine**

Vigorous self-clinging vines that produce masses of tubular flowers throughout the growing season. Attracts hummingbirds and butterflies. Very adaptable.

**Campsis radicans 'Monbal'**

**Balboa Sunset® Trumpet Vine** ○◎

Zone 4-9 H 20-30' Summer dark red  
Dark red tubular flowers in clusters of 6 to 12 create a dramatic show and attract hummingbirds. Ideal for screening on a lattice, as a groundcover, or on an arbor.  
V0100 #1 cont. \$20.00 | 25+ \$17.00\*



Balboa Sunset® Trumpet Vine

**Celastrus | American Bittersweet**

A tough, vigorous vine; native to Minnesota. Known for the colorful orange 'berries' that are used in wreaths and dried flower arrangements. Fruits will typically only be produced by planting both male and female vines.

**Celastrus scandens 'Bailumn'**

**First Editions® Autumn Revolution™ Bittersweet PP19,811** ○◎

Zone 2-8 H 15-25' Summer greenish white  
Unique plant produces blooms with male and female parts, so you only need one plant to bear fruit. Fruit production is extraordinary, and berry size is twice that of the species.  
V0185 #2 cont. \$18.00 | 25+ \$14.00\*



Cascade Hops

**Humulus | Ornamental Hops**

Vigorous growing vines that may be used to cover structures for screening; most varieties may also be used for beer brewing. Will die down to the ground each winter, but quickly regrow each spring to ready heights to 20'.

**Humulus lupulus 'Cascade'**

**Cascade Hops** ○◎

Zone 3-8 H 10-20' Summer yellow  
A moderately bitter hop often used in making West Coast craft ales. A fast growing vine, can also be used to cover arbors or as a screen, if provided a support.  
V0192 #2 cont. \$15.00 | 25+ \$12.00\*



First Editions® Autumn Revolution™ Bittersweet

○= Full Sun ◎= Part Shade ●= Shade loving



Nugget Hops



Willamette Hops



Climbing Hydrangea



Peaches & Cream Honeysuckle



Dropmore Scarlet Honeysuckle



Goldflame Honeysuckle



Mandarin Honeysuckle



First Editions® Honeybelle™ Honeysuckle

## Humulus lupulus 'Nugget'

### [Nugget Hops](#) ○◎

Zone 3-8 H 15-25'

Summer

yellow

Produces papery cone-like hops in the summer. Dies back to the ground each winter, but will quickly wrap itself around any upright structure during the growing season. May be used for brewing.

V0195 #2 cont. \$15.00 | 25+ \$12.00\*

## Humulus lupulus 'Willamette'

### [Willamette Hops](#) ○◎

Zone 4-9 H 15-25'

Summer

yellow

The most popular American aroma hop, imparts a mild, slightly spicy aroma to traditional English ales. Excellent as a fast growing screen with support from a fence or trellis.

V0197 #2 cont. \$15.00 | 25+ \$12.00\*

## Hydrangea | Climbing Hydrangea

### Hydrangea anomala petiolaris

#### [Climbing Hydrangea](#) ○●

Zone 5-8 H 15-25'

Summer

white

Lacy clusters of white flowers. Prefers rich, well drained, but moist soil. A great choice for semi-shaded sites. Very beautiful.

V0200 #2 cont. \$14.00 | 25+ \$11.00\*

## Lonicera | Honeysuckle

A group of vigorous, twining vines that bear fragrant, tubular flowers all season long. Many species are attractive to butterflies and hummingbirds. Most tolerate a wide range of growing conditions.

### Lonicera periclymenum 'Inov86'

#### [Peaches & Cream Honeysuckle PP21,839](#) ○◎

Zone 4-9 H 6-8'

Summer

pink/white

A striking introduction with large, fuchsia pink and white bicolor blooms. Fragrant flowers are borne on compact plants with improved stress tolerance. A hummingbird favorite.

V0220 #2 cont. \$19.00 | 25+ \$15.00\*

### Lonicera x brownii 'Dropmore Scarlet'

#### [Dropmore Scarlet Honeysuckle](#) ○●

Zone 3-8 H 10-20'

Summer

scarlet

Very hardy, vigorous vine with bright orange-scarlet flowers. A hummingbird magnet.

V0229 #1 cont. \$8.00 | 25+ \$6.00\*

V0230 #2 cont. \$14.00 | 25+ \$11.00\*

### Lonicera x heckrottii 'Goldflame'

#### [Goldflame Honeysuckle](#) ○◎

Zone 5-9 H 10-20'

Summer

rosy red/yellow

Fragrant rose and yellow flowers appear in a constant display from early summer to fall.

V0240 #2 cont. \$14.00 | 25+ \$11.00\*

### Lonicera 'Mandarin'

#### [Mandarin Honeysuckle](#) ○◎

Zone 3-8 H 10-20'

Summer

glowing orange

Green foliage with a hint of bronze. Very hardy and vigorous, bright orange flowers for pollinators.

V0300 #2 cont. \$14.00 | 25+ \$11.00\*

### Lonicera x brownii 'Bailelle'

#### [First Editions® Honeybelle™ Honeysuckle PP20,939](#) ○◎

Zone 3-8 H 10-20'

Summer

yellow

Very hardy with heavy bloom of yellow, tubular flowers. After a heavy first flush of blooms, will bloom repeatedly into fall.

V0305 #2 cont. \$18.00 | 25+ \$14.00\*

○= Full Sun ◎= Part Shade ●= Shade loving



**Parthenocissus**

**Parthenocissus quinquefolia var 'Engelmannii'**

**Engelman Ivy** ○●

Zone 3-9 H 30-50' Spring insignificant  
 Versatile vine that will run along the ground, cover fences, or cling to masonry. Burgundy red fall foliage; small blue fruits are attractive to birds.  
 V0315 #1 cont. \$8.00 | 25+ \$6.00\*  
 V0320 #2 cont. \$14.00 | 25+ \$11.00\*

**Parthenocissus tricuspidata**

**Boston Ivy** ○●

Zone 4-9 H 30-50' Spring insignificant  
 A dense, self-clinging vine with attractive green foliage and outstanding orange to red fall color. Will cover masonry.  
 V0335 #1 cont. \$8.00 | 25+ \$6.00\*  
 V0345 #5 cont. \$28.00 | 25+ \$22.00\*

**Wisteria**

**Wisteria macrostachya 'Blue Moon'**

**Blue Moon Wisteria** ○◎

Zone 4-9 H 15-25' Summer lavender blue  
 This woody, twining vine performs best in good sun within a protected site. Beautiful clusters of intensely fragrant, lilac-blue flowers from June to September in up to three flushes. Needs a trellis or arbor for support.  
 V0405 #2 cont. \$15.00 | 25+ \$12.00\*



Engelman Ivy



Boston Ivy



Blue Moon Wisteria

○= Full Sun ◎= Part Shade ●= Shade loving





Evergreen Cross Reference

Common Name	Latin Name
Arborvitae	Thuja
Cypress	Microbiota
False Cypress	Chamaecyparis
Fir	Abies
Hemlock	Tsuga
Juniper	Juniperus
Larch	Larix
Pine	Pinus
Spruce	Picea
Yew	Taxus

Evergreens that Tolerate Part Shade

Arborvitae-most  
Chamaecyparis  
Fir-most  
Hemlock  
Larch  
Microbiota  
Pine, White  
Spruce, Alberta  
Spruce, Bird's Nest  
Spruce, Black Hills  
Spruce, Cupressina  
Spruce, Dwarf Norway  
Spruce, Serbian  
Yew

Evergreens that Tolerate Dry Locations

Juniper  
Pine  
Spruce, Black Hills

Evergreens that Tolerate Moist Locations

Arborvitae  
Fir, Balsam  
Hemlock  
Larch

Evergreens that Tolerate Heavy Clay

Arborvitae  
Fir, White  
Pine, Austrian & Ponderosa  
Juniper  
Spruce  
Yew-most

Abies | Fir

**Abies balsamea**

**Balsam Fir** ○◎

Zone 2-7 H 30-40' x W 15-20'

A lustrous, dark green pyramid that tolerates moist soil and some shade. Pleasantly fragrant foliage.

E0010AP #3 cont. \$29.99  
E0019 5' B&B \$259.00  
E0020 6' B&B \$349.00  
E0030 7' B&B \$409.00  
E0035 8' B&B \$529.00

**Abies balsamea 'Nana'**

**Dwarf Balsam Fir** ○◎

Zone 3-7 H 1.5-2' x W 2-3'

Slow growing, flattened globe with attractive dark green needles. Very dwarf form good as an accent or specimen for the smaller landscape.

E0040 #2 cont. \$52.99

**Abies balsamea 'Piccolo'**

**Piccolo Dwarf Balsam Fir** ○◎

Zone 4-6 H 2-3' x W 3-4'

Dark green, balsam-scented foliage with light green tips. Dwarf selection with dense, compact foliage. Ideal for rock gardens, small landscapes and specimen plantings in well drained soils.

E0047 #3 cont. \$72.99  
E0048 #6 cont. \$149.99

**Abies balsamea 'Tyler Blue'**

**Tyler Blue Balsam Fir** ○◎

Zone 3-7 H 15-20' x W 10-12'

A beautiful selection with distinctively blue foliage on a somewhat compact form. Use in sun or part shade in well drained soils.

E0049 #6 cont. \$249.00

**Abies concolor**

**Concolor Fir** ○

Zone 4-8 H 30-50' x W 20-25'

The bluest of the true firs. This full sized upright tree prefers full sun and, contrary to popular belief, tolerates clay soils if given good drainage. This is the most drought tolerant of firs, and a great addition to the landscape.

E0068AP #3 cont. \$32.99  
E0069 #10 cont. \$189.99  
E0069.1 #15 cont. \$229.00  
E0069.7 3' B&B \$369.00  
E0069.9 5' B&B \$299.00  
E0070 6' B&B \$399.00  
E0071 7' B&B \$499.00



Balsam Fir



Dwarf Balsam Fir



Piccolo Dwarf Balsam Fir



Tyler Blue Balsam Fir



Concolor Fir

○= Full Sun    ◎= Part Shade    ●= Shade loving



Blue Cloak Concolor Fir



Candicans Concolor Fir



Compact Concolor Fir



Conica Concolor Fir



Fraser Fir



Cis Korean Fir



Horstmann's Silberlocke Korean Fir



Golden Korean Fir

### Abies concolor 'Blue Cloak'

#### [Blue Cloak Concolor Fir](#) ○

Zone 4-8 H 20-25' x W 8-10'

Powder blue foliage on a dense, upright pyramidal form. Graceful, gently weeping branches.

E0075 #15/3' B&B \$209.00

E0078 #20/4' B&B \$269.00

### Abies concolor 'Candicans'

#### [Candicans Concolor Fir](#) ○

Zone 4-8 H 30-50' x W 15-20'

Strikingly beautiful, long, silver-blue needles on a narrow, upright tree with tiered branches.

E0052 #15/4' B&B \$349.00

### Abies concolor 'Compacta'

#### [Compact Concolor Fir](#) ○

Zone 4-8 H 8-10' x W 5-6'

A dwarf, compact, upright plant with large blue needles. Best in full sun and well drained soils.

E0059 #10/24" B&B \$159.99

E0061 #15/30" B&B \$209.00

### Abies concolor 'Conica'

#### [Conica Concolor Fir](#) ○

Zone 4-7 H 12-15' x W 5-6'

A slow growing, dense, compact form with short needles. Forms an upright, narrow pyramidal shape.

E0063 #7 cont. \$159.99

### Abies fraseri

#### [Fraser Fir](#) ○◎

Zone 3-7 H 30-40' x W 15-20'

Beautiful specimen tree. Uniformly pyramidal shape with deep green needles and silvery white undersides. Tolerates and prefers some afternoon shade.

E0090 6' B&B \$369.00

### Abies koreana 'Cis'

#### [Cis Korean Fir](#) ○◎

Zone 4-8 H 1.5-2' x W 2-3'

Dark green needles on a flattened, spherical shape give the plant a sleek, formal appearance.

E0136 #1 cont. \$32.99

E0138 #3 cont. \$79.99

E0140 #6 cont. \$149.99

### Abies koreana 'Aurea'

#### [Golden Korean Fir](#) ○◎

Zone 4-8 H 15-20' x W 10-15'

Irregular in appearance when young, this fir assumes a formal look with maturity. Attractive golden needles are silver underneath and bear ornamental purple cones by midsummer.

E0130 #7 cont. \$189.99

### Abies koreana 'Horstmann's Silberlocke'

#### [Horstmann's Silberlocke Korean Fir](#) ○◎

Zone 4-8 H 12-15' x W 8-10'

An unusual and beautiful dwarf conifer with a variety of landscape uses.

Recurved needles reveal a silver underside. A slow growing, upright pyramid for full sun to part shade and moist, well-drained soil.

E0153 #7 cont. \$179.99

E0153.5 #10 cont. \$229.00

E0153.7 #20 cont. \$329.00

E0154 #10/3' B&B \$279.00

E0157 #15/4' B&B \$319.00

E0158 #45/5' B&B \$469.00

○= Full Sun ◎= Part Shade ●= Shade loving



**Abies koreana 'Ice Breaker'**

**Ice Breaker Korean Fir** ○◎

Zone 4-7 H 24-30" x W 30-36"

A striking dwarf selection with bright white needles that wrap around the stems. A great accent plant or specimen for a small landscape, especially in part shade where the needle color really shines.

E0161 #3 cont. \$129.99

E0161.2 #6 cont. \$299.00

**Abies koreana 'Silver Show'**

**Silver Show Korean Fir** ○

Zone 4-7 H 12-15' x W 8-10'

Similar to Horstmann's Silberlocke, but a bit slower growing and with needles that tightly curl around the branches giving the entirety of the plant a strongly silver glow.

E0162 #3 cont. \$129.99

**Abies lasiocarpa 'Glauca Compacta'**

**Dwarf Subalpine Fir** ○◎

Zone 4-8 H 12-15' x W 10-12'

This is a perfect little fir tree, silvery blue-green in color, with a defined leader and broad pyramidal form. Compact, dwarf habit. Plant in sites with good drainage.

E0174.5 #10 cont. \$229.00

**Chamaecyparis | Falsecypress**

**Chamaecyparis pisifera filifera 'Golden Charm'**

**Golden Charm Falsecypress** ○◎

Zone 4-8 H 3-4' x W 5-6'

An excellent accent or border plant. Yellow thread-like foliage on a mound shaped plant, changes to a more erect cascading shape with age.

E0225 #2 cont. \$32.99

E0230 #5 cont. \$46.99

**Chamaecyparis pisifera filifera 'Golden Mop'**

**Golden Mop Falsecypress** ○◎

Zone 4-8 H 4-6' x W 4-6'

A low, mounded dwarf with golden thread-like foliage. Best in full sun. Excellent contrasting accent plant.

E0239 #2 cont. \$32.99

E0245 #5 cont. \$46.99

**Chamaecyparis pisifera 'Vintage Gold'**

**Vintage Gold Falsecypress** ○◎

Zone 4-8 H 3-4' x W 3-4'

Compact selection with vibrant, yellow fern-like foliage. Short, semi-upright habit makes it a great choice for foundation or border plantings.

E0250 #2 cont. \$32.99

E0251 #3 cont. \$52.99

E0252 #5 cont. \$46.99

**Juniperus | Juniper**

**Juniperus chinensis 'Blue Point'**

**Blue Point Juniper** ○

Zone 4-9 H 10-12' x W 6-8'

Pyramidal form with a teardrop outline, extremely dense branching, blue-green needles and scale-like foliage. Unique textural specimen plant.

E0290 #6 cont. \$129.99

E0292 #10 cont. \$149.99

E0292.3 #15/4' B&B \$219.00

E0292.5 #20/4' B&B \$229.00

**Juniperus chinensis 'Daub's Frosted'**

**Daub's Frosted Juniper** ○

Zone 4-8 H 2-3' x W 3-5'

This soft textured juniper forms a layered mound of blue-green foliage highlighted with very bright gold accents. Excellent accent or foundation plant.

E0294 #2 cont. \$29.99

E0300 #5 cont. \$42.99

E0310 #10 PT cont. \$209.00



Ice Breaker Korean Fir



Dwarf Subalpine Fir



Silver Show Korean Fir




Golden Charm Falsecypress



Golden Mop Falsecypress



Vintage Gold Falsecypress



Blue Point Juniper



Daub's Frosted Juniper

○= Full Sun    ◎= Part Shade    ●= Shade loving



# EVERGREENS



Hetz Green Columnar Juniper



Maney Juniper

## Juniperus chinensis 'Hetzii Columnaris'

### [Hetz Green Columnar Juniper](#) ○

Zone 4-8 H 12-15' x W 5-6'

This dense evergreen has a columnar form and aromatic, bright green, needlelike leaves. One of the best for hot, poor, dry soils in the city. E0329 #15/4' cont. \$229.00

## Juniperus chinensis 'Maneyi'


### [Maney Juniper](#) ○

Zone 3-7 H 4-5' x W 5-6'

This semi erect, spreading, bushy juniper has a bluish cast to its foliage with green gray berries. Very hardy and salt tolerant. E0375 #5 cont. \$56.99



Mint Julep® Juniper



Saybrook Gold® Juniper

## Juniperus chinensis 'Monlep'

### [Mint Julep® Juniper](#) ○

Zone 3-7 H 4-6' x W 4-6'

Compact foliage with good green color. All topiary have been pruned to shape. Identical to 'Sea Green' Juniper.

E0380 #2 PPON cont. \$129.99

E0390 #5 OR PP cont. \$249.00

E0400 #5 PPON cont. \$209.00

E0410 #2 PDL 2 BALL cont. \$129.99

E0429 #2 SPIRAL cont. \$129.99

E0430 #5 SPIRAL cont. \$249.00

E0431 #7 SPIRAL cont. \$329.00

## Juniperus chinensis 'Saybrook Gold'


### [Saybrook Gold® Juniper](#) ○

Zone 4-8 H 2-3' x W 4-5'

Open, outward growing branches bear intense, brilliant yellow foliage. Stunning accent plant.

E0470 #2 cont. \$29.99

E0471 #5 cont. \$42.99



Sea Green Juiper

## Juniperus chinensis 'Sea Green'

### [Sea Green Juniper](#) ○

Zone 4-7 H 4-6' x W 4-6'

Spreading juniper with attractive mint green foliage. Matures to an arching, semi-vase shaped form. All topiary have been pruned to shape.

E0480 #2 cont. \$29.99

E0490 #5 cont. \$42.99

E0500 #7 cont. \$59.99

E0505 #5 SPIRAL cont. \$119.99

E0506 #7 SPIRAL cont. \$189.99

E0507 #10 SPIRAL cont. \$259.00

E0508 #15 SPIRAL cont. \$259.00

E0510 #10 PPOM cont. \$259.00

E0510.1 #15 PPOM cont. \$369.00

E0510.15 #20 PPOM cont. \$469.00

E0510.2 #10 PYR cont. \$259.00

## Juniperus chinensis 'Spartan'

### [Spartan Juniper](#) ○◎

Zone 4-8 H 10-15' x W 6-8'

Naturally pyramidal evergreen with a dense shape, rich green foliage throughout the year.

E0510.9 #10 cont. \$139.99

E0511 #15 cont. \$189.99

E0511.1 #20 cont. \$259.00

E0511.5 6' B&B \$279.00



Spartan Juniper



Trautman Juniper

## Juniperus chinensis 'Trautman'

### [Trautman Juniper](#) ○

Zone 4-8 H 12-15' x W 2-3'

A compact, extremely narrow, upright selection with nice blue-green foliage.

E0513.9 #2 cont. \$49.99

E0514 #3 cont. \$82.99

E0514.6 #6 cont. \$149.99

E0514.9 4' B&B \$229.00

E0515 5' B&B \$269.00

E0517 6' B&B \$349.00

○= Full Sun ◎= Part Shade ●= Shade loving

Gertens: P: 651.450.1501 | F: 651.239.1316 | E: [questions@gertens.com](mailto:questions@gertens.com) | W: [gertens.com](http://gertens.com)  
Landscape Project Desk P: 651.239.1315 \*Prices, sizes and availability are subject to change.



**Juniperus x pfitzeriana 'MonSan'**


**[Sea of Gold® Juniper PP17.622](#) ○**

Zone 3-9 H 3-4' x W 4-5'


Valued for its intense golden foliage, this evergreen shrub is water conserving, durable, and versatile. Can be used as a mounding groundcover or as an accent with its bright contrasting foliage.

E0520 #2 cont. \$39.99

E0522 #5 cont. \$59.99



Sea of Gold® Juniper



Andorra Compact Juniper

**Juniperus communis depressa 'AmiDak'**

**[Blueberry Delight® Juniper](#) ○**

Zone 3-7 H 1-2' x W 4-5'

Dense foliage on a low, spreading plant with dark green needles bearing a silver-blue stripe on upper surface. Berry-like cones.

E0550AP #2 cont. \$29.99

E0560AP #5 cont. \$42.99



Blueberry Delight® Juniper

**Juniperus horizontalis 'Plumosa Compacta'**

**[Andorra Compact Juniper](#) ○**

Zone 3-7 H 16-20" x W 3-5'

Low spreading juniper with a light green foliage color that turns to plum in fall and winter.

E0620 #2 cont. \$29.99

E0625 #5 cont. \$42.99

**Juniperus horizontalis 'Blue Chip'**


**[Blue Chip Juniper](#) ○**

Zone 3-7 H 8-10" x W 3-5'


Low growing juniper with beautiful blue foliage. Excellent groundcover that also looks nice cascading over walls.

E0590 #2 cont. \$29.99

E0600 #5 cont. \$42.99



Blue Chip Juniper



Blue Prince Juniper

**Juniperus horizontalis 'Blue Prince'**

**[Blue Prince Juniper](#) ○**

Zone 3-7 H 6-8" x W 3-5'

Creeping juniper introduction from Canada with a dense growth habit and handsome blue foliage. Like Wilton Blue Rug, let this one tumble over walls and rocks.

E0612 #2 cont. \$29.99

E0615 #5 cont. \$42.99

**Juniperus horizontalis 'Hughes'**


**[Hughes Juniper](#) ○**

Zone 3-7 H 15-18" x W 4-6'

Spreading growth habit with silver-blue foliage. Good groundcover or let flow over rocks and walls.

E0630 #2 cont. \$29.99

E0635 #5 cont. \$42.99



Houghes Juniper



Limeglow™ Juniper

**Juniperus horizontalis 'Limeglow'**

**[Limeglow™ Juniper](#) ○**

Zone 3-7 H 18-24" x W 3-4'

Bright chartreuse, feathery foliage creates a wonderful contrast with other garden greens. Withstands hot, dry conditions.

E0641.8 #1 cont. \$21.99

E0642 #2 cont. \$29.99

E0650 #5 cont. \$42.99

**Juniperus horizontalis 'Wiltonii'**

**[Wilton Blue Rug Juniper](#) ○**

Zone 3-7 H 4-6" x W 3-5'

Bright silver-blue foliage on dense, trailing branches; mat forming. Purple tint in winter.

E0700 #2 cont. \$29.99

E0710 #5 cont. \$42.99

E0712 #10 STD cont. \$249.00



Wilton Blue Rug Juniper



Dwarf Japanese Garden Juniper

**Juniperus procumbens 'Nana'**

**[Dwarf Japanese Garden Juniper](#) ○**

Zone 4-8 H 10-12" x W 3-5'

Dwarf creeping plant. Lovely blue-green groundcover. Provides an unusual texture to foundation plantings.

E0720 #2 cont. \$29.99

E0730 #5 cont. \$42.99

E0732 #10 STD cont. \$249.00


○= Full Sun    ⊙= Part Shade    ●= Shade loving



# EVERGREENS



Arcadia Juniper



Blue Forest Juniper

## Juniperus sabina 'Arcadia'

### [Arcadia Juniper](#) ○

Zone 3-7 H 15-18" x W 3-5'

Semi-spreading habit full of rich green foliage with a lacy texture.

E0788AP #2 cont. \$29.99

E0790AP #5 cont. \$42.99

## Juniperus sabina 'Blue Forest'


### [Blue Forest Juniper](#) ○

Zone 4-8 H 8-12" x W 3-4'


Short, ascending branches form a small blue forest. Use in rock gardens or as a groundcover.

E0798AP #2 cont. \$29.99

E0800 #5 cont. \$42.99



Broadmoor Juniper



Buffalo Juniper

## Juniperus sabina 'Broadmoor'

### [Broadmoor Juniper](#) ○

Zone 3-7 H 12-18" x W 3-5'

Hardy, spreading juniper with good green color on a dense, low mounding form.

E0805 #2 cont. \$29.99

E0810 #5 cont. \$42.99

## Juniperus sabina 'Buffalo'

### [Buffalo Juniper](#) ○


Zone 3-7 H 12-15" x W 3-5'

Wide spreading groundcover with soft foliage, excellent in rock gardens. Easy to grow. Salt tolerant.

E0820 #5 cont. \$42.99



Calgary Carpet® Juniper



Scandia Juniper

## Juniperus sabina 'Monna'

### [Calgary Carpet® Juniper](#) ○

Zone 3-7 H 6-9" x W 5-6'

This low, spreading juniper has attractive, soft green foliage and tolerates heat, cold, and drought. A superior groundcover that also looks great cascading over walls.

E0830 #2 cont. \$29.99

E0840 #5 cont. \$42.99

## Juniperus sabina 'Scandia'

### [Scandia Juniper](#) ○

Zone 3-7 H 12-15" x W 3-5'


Green, feathery foliage on a compact, low growing spreader. Blight resistant.

E0860 #2 cont. \$29.99

E0870 #5 cont. \$42.99



Medora Juniper



Moonglow Juniper

## Juniperus scopulorum 'Medora'

### [Medora Juniper](#) ○

Zone 3-7 H 10-12' x W 3-4'

Moderately fast growing, slender columnar form. Good blue-green foliage with excellent hardiness. Fruitless.

E0875 #5 cont. \$62.99

E0876 #6 cont. \$129.99

E0880 #10 cont. \$169.99

E0885 #15 cont. \$189.99

E0886 #20 cont. \$269.00

E0887 5' B&B \$259.00

E0888 6' B&B \$269.00

## Juniperus scopulorum 'Moonglow'

### [Moonglow Juniper](#) ○

Zone 3-7 H 12-15' x W 6-8'

Silvery-blue pyramidal specimen, excellent for hedges, screens, or group plantings.

E0915 #10 cont. \$149.99

E0915.5 #20 cont. \$259.00

## Juniperus scopulorum 'Wichita Blue'

### [Wichita Blue Juniper](#) ○

Zone 3-7 H 10-15' x W 4-6'

A bright blue, medium sized, columnar shaped evergreen that works well as a specimen, hedge, or screen.

E0930 #5 cont. \$56.99

E0932 #10 cont. \$149.99

E0935 #15/4' B&B \$209.00

E0937 #20/5' B&B \$259.00

○= Full Sun    ⊙= Part Shade    ●= Shade loving



**Juniperus squamata 'Blue Star'**

**Blue Star Juniper** ○

Zone 4-8 H 2-3' x W 3-4'

Slow growing, rounded, squatty evergreen with dense foliage of shining silver-blue.

E0945 #2 cont. \$29.99

E0950 #5 cont. \$46.99

**Juniperus virginiana**

**Eastern Red Cedar** ○

Zone 3-7 H 30-40' x W 10-20'

Native red cedar with varying shades of green foliage. Bronze overtones in winter months.

E0956AP #3 cont. \$29.99

E0957AP #7 cont. \$89.99

E0958 #10 cont. \$139.99

E0958.9 5' B&B \$269.00

E0959 6' B&B \$299.00

**Juniperus virginiana 'Blue Arrow'**

**Blue Arrow Juniper** ○

Zone 4-8 H 12-15' x W 3-4'

This improved variety produces bright blue foliage on a narrow, upright form. Ideal for screening. Rapid growth rate.

E0960 #5 cont. \$56.99

E0970 #10 cont. \$139.99

E0973 #15/4' B&B \$209.00

E0976 #20 cont. \$239.00

E0977 5' B&B \$249.00

E0977.6 6' B&B \$269.00

E0977.7 7' B&B \$299.00

**Juniperus virginiana 'J.N. Select Green'**

**Emerald Feather™ Eastern Red Cedar** ○

Zone 3-7 H 12-15' x W 4-5'

A narrow selection of Eastern Red Cedar with bright, mint green foliage and steel blue berries. Full, dense form.

E0952.8 #6 cont. \$129.99

**Juniperus virginiana 'Grey Owl'**

**Grey Owl Juniper** ○

Zone 3-8 H 2-3' x W 4-5'

Thread-like silvery blue-gray needles, horizontal, wide-spreading branches, is attractive year-round. Produces berry-like cones that attract birds.

E0978.5 #2 cont. \$29.99

E0979 #5 cont. \$42.99

**Juniperus virginiana 'Skyrocket'**

**Skyrocket Juniper** ○

Zone 4-8 H 12-15' x W 3-4'

Narrow form with silver-blue foliage. Fast grower, looks excellent when grouped with other vertical accents.

E0980 #5 cont. \$56.99

E0981 #6 cont. \$89.99

E0984 #10 cont. \$139.99

E0984.1 #15/4' B&B \$209.00

E0984.5 #20 cont. \$239.00

E0995 6' B&B \$269.00

**Juniperus virginiana 'Taylor'**

**Taylor Juniper** ○

Zone 3-8 H 20-25' x W 3-4'

Narrow, upright juniper with attractive grayish-green foliage. Excellent as a specimen, accent, hedge, or screen.

E0998 #5 cont. \$79.99

E0998.3 #7 cont. \$99.99

E0998.6 #10 cont. \$189.99

E0999 #15 cont. \$209.00

E1000 #20 cont. \$269.00

E1001 5' B&B \$259.00

E1002 6' B&B \$289.00



Blue Star Juniper



Blue Arrow Juniper




Eastern Red Juniper



Emerald Feather™ Eastern Juniper



Grey Owl Juniper



Skyrocket Juniper



Taylor Juniper

○= Full Sun    ⊙= Part Shade    ●= Shade loving



Weeping European Larch



Varied Directions European Larch



Eastern Larch

## Larix | Larch

### Larix decidua 'Pendula'

#### [Weeping European Larch](#) ○◎

Zone 3-7 H 20-25' x W 20-30'

Luminous, lime green needles cover this mid-sized weeping larch in summer. Needles turn a brilliant golden yellow in fall before dropping.  
E1008 #15 cont. \$249.00

### Larix decidua 'Varied Directions'

#### [Varied Directions European Larch](#) ○◎

Zone 2-7 H 15-25' x spreading

Unusual spreading deciduous conifer with branches growing up, out and eventually down. Golden fall color. Striking accent plant.  
E1016 #10 cont. \$329.00

### Larix laricina

#### [Eastern Larch](#) ○◎

Zone 2-7 H 50-75' x W 15-25'

Beautiful deciduous conifer with bright green foliage turning bright yellow in fall. It has horizontal branches, soft needles, and bark with large plates. Excellent, fast growing shade tree.

E1062AP #3 cont. \$29.99

E1070 #10 cont. \$99.99

E1073 #25 cont. \$209.00

E1074 6'-7' B&B \$299.00

E1075 8-10' B&B \$349.00

## Microbiota | Russian Cypress

### Microbiota decussata

#### [Russian Cypress](#) ○◎

Zone 2-7 H 12-15' x W 3-4'

Low, spreading form with arborvitae-like foliage. Plants will tolerate some shade. Needs good drainage.

E1090 #2 cont. \$32.99

E1100 #5 cont. \$46.99

E1101 #10 STD \$199.99



Russian Cypress

## Picea | Spruce

### Picea abies

#### [Norway Spruce](#) ○

Zone 2-7 H 50-70' x W 25-30'

The Norway spruce is the largest and fastest growing spruce we carry. Pyramidal when young, it becomes somewhat pendulous looking with age.

E1105AP #3 cont. \$29.99

E1106 #5 cont. \$46.99

E1107 #6 cont. \$79.99

E1108 #10 cont. \$119.99

E1108.5 #15 cont. \$179.99

E1109 #20 cont. \$219.00

E1109.8 5' B&B \$299.00

E1110 6' B&B \$359.00

E1111 7' B&B \$409.00

E1115 8' B&B \$489.00

### Picea abies 'Acrocona'

#### [Acrocona Norway Spruce](#) ○

Zone 3-7 H 8-10' x W 6-8'

An interesting specimen or accent plant with pendulous branches and a broad, pyramidal habit. This cultivar is famous for abundant, reddish-purple cones in late spring at the ends of the branches.

E1120 #7 cont. \$149.99

E1130 #10 cont. \$219.00

E1140 #20 cont. \$309.00

E1142 5' B&B \$299.00



Norway Spruce



Acrocona Norway Spruce

○= Full Sun ◎= Part Shade ●= Shade loving



**Picea abies 'Cupressina'**

**Cupressina Norway Spruce** ○

Zone 4-8 H 25-30' x W 6-8'

The narrow upright form can better withstand snow loads than many other fastigated types. In high demand for urban and boundary plantings where strong vertical accent is required. Moderately fast growing.

- E1148.9 #5 cont. \$99.99
- E1149 #6 cont. \$169.99
- E1150 #10 cont. \$209.00
- E1151 #15 cont. \$219.00
- E1152 #20 cont. \$269.00
- E1169 5' B&B \$269.00
- E1170 6' B&B \$389.00
- E1171 7' B&B \$409.00
- E1172 8' B&B \$469.00

**Picea abies 'Elegans'**

**Elegans Dwarf Norway Spruce** ○

Zone 3-7 H 3-5' x W 3-5'

A broad, compact globe. Improved 'Bird's Nest' type; foliage is darker green, more resistant to winter burn.

- E1178 #3 cont. \$42.99

**Picea abies 'Gold Drift'**

**Gold Drift Norway Spruce** ○◎

Zone 3-7 H 5-6' x spreading, weeping

A bright yellow version of 'Weeping Norway Spruce'. Foliage emerges lime green, turning to vibrant yellow in late spring before fading in winter. Form based on training, can be allowed to creep as a groundcover or staked to an upright weeping form.

- E1198 #6 cont. \$209.00
- E1200 #10 cont. \$209.00

**Picea abies 'Gregoryana Parsonii'**

**Gregoryana Parsonii Norway Spruce** ○

Zone 3-7 H 4-6' x W 4-6'

An irregular shaped, rounded, dwarf, alpine-like specimen. Perfect for rock gardens.

- E1210 #7 cont. \$119.99

**Picea abies 'Hillside Upright'**

**Hillside Upright Norway Spruce** ○

Zone 3-7 H 20-25' x W 8-10'

A compact, dark green upright with an irregular form and contorted branches. Its irregular tufts of growth make it a unique specimen plant.

- E1212 #3 cont. \$49.99
- E1214 #6 cont. \$179.99
- E1215 #10 cont. \$199.99
- E1216 #15 cont. \$209.00
- E1217 #20 cont. \$279.00
- E1218 5' B&B \$279.00
- E1219 6' B&B \$369.00
- E1220 7' B&B \$409.00

**Picea abies 'Little Gem'**

**Little Gem Norway Spruce** ○

Zone 4-8 H 1-2' x W 2-3'

A very slow growing, dwarf form useful in rock gardens or as a small specimen plant.

- E1223 #1 cont. \$24.99
- E1224 #2 cont. \$32.99
- E1225 #3 cont. \$42.99
- E1227 #6 STD cont. \$169.99
- E1228 #10 STD cont. \$219.00

**Picea abies 'Nidiformis'**

**Bird's Nest Norway Spruce** ○

Zone 3-8 H 2-3' x W 3-4'

Broad, dense spruce that is compact growing. Light green foliage on slightly ascending, spreading branches.

- E1230 #2 cont. \$32.99
- E1235 #5 cont. \$46.99



Cupressina Norway Spruce



Elegans Dwarf Norway Spruce



Gold Drift Norway Spruce



Gregoryana Parsonii Norway Spruce



Hillside Upright Norway Spruce



Little Gem Norway Spruce



Bird's Nest Norway Spruce

○= Full Sun    ◎= Part Shade    ●= Shade loving





Paul's Select Norway Spruce



Weeping Norway Spruce

**Picea abies 'Paul's Select'**

**Paul's Select Norway Spruce** ○

Zone 3-7 H 15-20' x W 10-15'

A wonderful blue selection of Norway spruce. Slower growing cultivar with a pyramidal form and dense branching habit. Unusual blue color for a Norway spruce is retained year round.

E1236 #7 cont. \$149.99  
E1237 #10 cont. \$209.00

**Picea abies 'Pendula'**

**Weeping Norway Spruce** ○

Zone 3-7 H 5-6' x spreading, weeping

Weeping form of Norway spruce that can be trained to the desired height, and then let to weep, creep and spread where it will.

E1239 #7 cont. \$169.99  
E1240 #10 cont. \$179.99  
E1241 #15 cont. \$209.00  
E1245 #20 cont. \$249.00

**Picea abies 'Pumila'**

**Pumila Dwarf Norway Spruce** ○

Zone 3-7 H 3-4' x W 3-5'

Dwarf, broad, flattened globe with bright green needles. Makes a nice specimen plant in any landscape, or can be used as a low formal or informal evergreen hedge.

E1249 #2 cont. \$42.99  
E1250 #3 cont. \$46.99  
E1251 #5 cont. \$79.99  
E1260 #7 cont. \$119.99



Pumila Dwarf Norway Spruce



Pusch Norway Spruce

**Picea abies 'Pusch'**

**Pusch Norway Spruce** ○

Zone 3-7 H 3-4' x W 4-5'

Dwarf plant with miniature cones on the ends of its branches. Becomes broader than high in time with an irregular outline. A much smaller version of 'Acrocona'.

E1262 #3 cont. \$89.99  
E1264 #7 cont. \$189.99  
E1266 #7 STD cont. \$189.00

**Picea abies 'Noel'**

**Royal Splendor® Norway Spruce** ○

Zone 3-7 H 40-45' x W 20-25'

Upright pyramidal form of Norway spruce with bright, emerald green needles. Rapidly growing when young, upright branches create a fairly dense form. From North Dakota State University.

E1270 #6 cont. \$139.99



Royal Splendor® Norway Spruce



Sherwood Compact Norway Spruce

**Picea abies 'Sherwood Compacta'**

**Sherwood Compact Norway Spruce** ○

Zone 4-8 H 15-18' x W 8-10'

This attractive conical or narrow pyramidal form of Norway spruce has light to mid-green needles and ascending branches. It's a useful vertical accent for smaller spaces.

E1275 #7 cont. \$139.99  
E1281 #15 cont. \$219.00

**Picea abies 'Wells Emerald Prostrate'**

**Wells Emerald Creeper Norway Spruce** ○◎

Zone 3-7 H 2-3' x W 5-6'

A low spreading, creeping selection sporting arching stems with conspicuously erect branch tips.

E1289 #3 cont. \$69.99  
E1291 #6 cont. \$109.99



Wells Emerald Creeper Norway Spruce



Howell's Dwarf Tigertail Spruce

**Picea bicolor 'Howell's Dwarf Tigertail'**

**Howell's Dwarf Tigertail Spruce** ○◎

Zone 4-8 H 15-20' x W 10-15'

One of the most colorful of all the bicolor evergreens. The needles are silvery-blue beneath and green on top; outer needles have a yellow hue. When young, it is a flat topped bush. In time, without pruning, the plant becomes a large, pyramidal tree.

E1298 #3 SPDR cont. \$89.99  
E1300 #7 SPDR cont. \$189.99  
E1305 #10 UPRT cont. \$219.00

○= Full Sun   ◎= Part Shade   ●= Shade loving



**Picea glauca**

**White Spruce** ○

Zone 2-5 H 40-60' x W 10-20'

Native spruce with a narrow, conical shape and dense habit when young, becoming more open with age. Short needles are held on horizontal branches.

E1313AP #3 cont. \$29.99

E1315 6' B&B \$309.00

**Picea glauca 'Conica'**

**Dwarf Alberta Spruce** ○◎

Zone 4-8 H 6-8' x W 4-5'

Dense, conical evergreen becoming broader with age. Avoid intense afternoon winter sun.

E1324 #3 cont. \$52.99

E1325 #5 cont. \$59.99

E1326 #6 cont. \$99.99

E1335 #10 cont. \$129.99

E1350 #5 SPIRAL cont. \$109.99

**Picea glauca 'Echiniformis'**

**Hedgehog White Spruce** ○

Zone 3-6 H 18-24" x W 18-24"

Cushion-shaped plant that has grayish blue-green, slender, short needles.

Slow growing, rock garden type plant with an excellent form and texture.

E1445 #2 cont. \$29.99

**Picea glauca 'Little Dipper'**

**Little Dipper Alberta Spruce** ○

Zone 4-7 H 8-10' x W 5-6'

A selection from Dwarf Alberta Spruce, this is a faster grower boasting a formal, very dense form. Very hardy and tough with better winter burn resistance than Dwarf Alberta.

E1455 #3 cont. \$99.99

**Picea glauca 'North Star'**

**North Star White Spruce** ○

Zone 3-7 H 12-15' x W 6-8'

A hardy, compact tree resistant to winter wind and sunburn. It has a dense habit and the classic pyramidal form.

E1465 #7 cont. \$169.99

E1466 #10 cont. \$299.00

**Picea glauca 'Pendula'**

**Weeping White Spruce** ○

Zone 2-7 H 15-20' x W 3-4'

Narrow, columnar weeper with a strong, straight leader and light gray-green needles on closely held, downward hanging branches. Excellent specimen where a tall, narrow plant is needed.

E1474 #5 cont. \$139.99

E1475 #7 cont. \$159.99

E1480 #10 cont. \$229.00

E1481 #15 cont. \$299.00

E1485 #20 cont. \$299.00

E1486 5' B&B \$299.00

E1489 6' B&B \$349.00

E1490 7' B&B \$429.00

**Picea glauca var. densata 'Westervelt'**

**Skinny Blue Genes™ White Spruce PP29,825** ○

Zone 3-6 H 15-20' x W 6-8'

Drought and cold tolerant selection with rich blue needles and a dense, narrow, upright habit.

E1502 #15 cont. \$229.00

**Picea glauca 'Densata'**

**Black Hills Spruce** ○

Zone 3-7 H 35-45' x W 20-25'

Hardy, easy to grow evergreen with short green needles. Works well as a specimen plant or can be planted in mass for screening or as a windbreak.

E1506AP #3 cont. \$29.99

E1510 #5 cont. \$52.99

E1512 #6 cont. \$69.99

E1520 #10 cont. \$149.99

E1522 #15 cont. \$189.99

E1525 #20 cont. \$239.00

E1550 5' B&B \$259.00

E1560 6' B&B \$349.00

E1570 7' B&B \$399.00

E1571 8' B&B \$499.00



White Spruce



Dwarf Alberta Spruce



Hedgehog White Spruce



Little Dipper Alberta Spruce



Weeping White Spruce



North Star White Spruce



Skinny Blue Genes™ White Spruce



Black Hills Spruce

○= Full Sun   ◎= Part Shade   ●= Shade loving





Golden Black Spruce



Blue Teardrop Black Spruce

**Picea glauca var. densata 'Charlie J. Nickel'**

**Blue Thunderbolt™ Spruce PP31,657** ○

Zone 2-7 H 25-30' x W 15-18'

A very hardy selection with rich blue needles and very symmetrical form. Shows good disease resistance and excellent tolerance to heat and cold. E1576 #15 cont. \$309.00 **NEW! AVAIL 5/15**

**Picea mariana 'Aurea'**

**Golden Black Spruce** ○◎

Zone 3-7 H 15-20' x W 10-15'

This beautiful conifer bears blue green needles that are frosted with gold. In youth, it is a broad shrub, but matures into a broad upright tree. Easy to grow, tolerates moist soils and a fair amount of shade. E1580 #7 cont. \$189.99

**Picea mariana 'Blue Teardrop'**

**Blue Teardrop Black Spruce** ○

Zone 3-6 H 5-6' x W 3-4'

A compact selection having very short, blue needles, and a lovely upright pyramidal teardrop shape. E1583 #6 cont. \$159.99 E1586 #7/24" cont. \$159.99

**Picea mariana 'Mont Tremblant'**

**Mont Tremblant Black Spruce** ○

Zone 2-6 H 5-6' x W spreading

A fast grower with a twisty, weeping form. Tolerant of moist areas, it may be staked to the desired height and then let to weep, twist, and crawl as it pleases. E1589 #6 cont. \$189.99

**Picea mariana 'Wellspire'**

**Wellspire Black Spruce** ○

Zone 4-6 H 20-25' x W 7-10'

A strongly upright, narrow selection with dense, blue green foliage. E1592 #15/3' cont. \$219.00 E1593 #20 cont. \$329.00

**Picea mariana 'Nana'**

**Blue Nest Spruce** ○◎

Zone 3-7 H 3-4' x W 4-6'

A nest type selection of the native Black Spruce. Unlike other spruce, this one takes moist soils and quite a lot of shade. Great choice for shaded foundation plantings E1600 #5 cont. \$49.99

**Picea meyeri**

**Meyers Spruce** ○

Zone 4-7 H 35-45' x W 20-25'

A hardy spruce with short bluish green needles and ornamental, purplish red cones. E1601AP #3 cont. \$29.99 E1604 5' B&B \$269.99 E1605 6' B&B \$399.00 E1606 7' B&B \$409.00

**Picea omorika 'Bruns'**

**Bruns Serbian Spruce** ○

Zone 4-8 H 30-40' x W 10-15'

Nice blue and green foliage with a narrow growth habit. Great for height in small places. Needles are dark green with silver bands on the underside. E1623 #10 cont. \$179.99 E1625 #20 cont. \$249.00 E1636 5' B&B \$269.00 E1637 6' B&B \$379.00 E1638 7' B&B \$409.00

**Picea omorika 'Nana'**


**Dwarf Serbian Spruce** ○

Zone 4-8 H 8-10' x W 6-8'

Dwarf form of the species. Slow growing; globose when young, becoming more conical with age. E1660 #3 cont. \$46.99



Wellspire Black Spruce



Blue Nest Spruce



Meyers Spruce



Bruns Serbian Spruce



Dwarf Serbian Spruce

○= Full Sun ◎= Part Shade ●= Shade loving



**Picea omorika 'Pendula'**

**Weeping Serbian Spruce** ○

Zone 4-8 H 25-35' x W 20-25'

This beautiful and elegant form of the Serbian spruce has the same hardy characteristics as the species, as well as recurved, weeping branches. A rare spruce whose appearance improves with age.

E1700 #10 cont. \$209.00  
E1697 #20/5' B&B \$329.00  
E1698 7' B&B \$399.00

**Picea omorika 'Pendula Bruns'**

**Brun's Weeping Serbian Spruce** ○

Zone 4-8 H 15-20' x W 2-3'

A very narrow selection with an upright leader and short, strongly pendulous branches. Showy, two-toned needles are dark green with a silvery underside. E1702 #15 cont. \$219.00

**Picea omorika 'Silberblue'**

**Silver Blue Serbian Spruce** ○

Zone 4-7 H 25-30' x W 12-15'

Bright, rich silvery blue needles on a dense, broad upright form. Makes a gorgeous specimen for a larger landscape.

E1715 #20/4' cont. \$329.00

**Picea omorika**

**Serbian Spruce** ○

Zone 4-8 H 50-60' x W 20-30'

Beautifully formed spruce with contrasting needle colors. Purple cones add interest in summer. Prefers full sun and moist but well drained soil.

E1722.5 6' B&B \$369.00  
E1722.7 7' B&B \$429.00  
E1723 8' B&B \$509.00  
E1724 10' B&B \$649.00

**Picea orientalis 'Deer Run'**

**Deer Run Oriental Spruce** ○●

Zone 3-7 H 15-20' x W 6-8'

A smaller selection with a narrow, upright form. Short, distinctly blue needles are held tight to the branches.

E1726.5 #15 cont. \$229.00

**Picea pungens 'Bonny Blue'**

**Bonny Blue Colorado Blue Spruce** ○

Zone 2-7 H 30-40' x W 15-20'

A selection with very short needles that are densely packed on the branches giving it a dense, full appearance. Very symmetrical display, excellent formal presentation and great needle color.

E1728 #15/3' cont. \$299.00  
E1730 #20/5' B&B \$369.00  
E1730.5 5' B&B \$369.00

**Picea pungens 'Christina'**

**Christina Colorado Blue Spruce** ○

Zone 4-8 H 24-30" x W 30-36"

A dwarf selection of Colorado blue spruce forming a broad, somewhat flattened globe shape. Very slow growing with a dense habit.

E1731 #3 cont. \$99.99  
E1732 #6 cont. \$199.99  
E1733 #10 cont. \$309.00

**Picea pungens 'Fat Albert'**

**Fat Albert Colorado Blue Spruce** ○


Zone 3-7 H 25-30' x W 15-20'

An outstanding selection with a consistent full pyramid form as a young plant and mature tree. Dense branches are covered with steel blue needles. Moderate, uniform growth.

E1736 #5 cont. \$109.99  
E1737 #10 cont. \$179.99  
E1738 #15/3' B&B \$249.00  
E1739 #20 cont. \$29.00  
E1741 5' B&B \$299.00  
E1753.5 6' B&B \$459.00  
E1754 7' B&B \$469.00



Weeping Serbian Spruce



Brun's Weeping Serbian Spruce



Silver Blue Serbian Spruce



Serbian Spruce



Bonny Blue Colorado Blue Spruce



Christina Colorado Blue Spruce



Fat Albert Colorado Blue Spruce

○= Full Sun   ●= Part Shade   ●= Shade loving





Baby Blue Colorado Blue Spruce



Colorado Spruce



Blue Totem Colorado Blue Spruce



Globe Blue Spruce



Hermann Naue Colorado Spruce



Hoopsii Colorado Blue Spruce

**Picea pungens 'Baby Blue'**

**Baby Blue Colorado Blue Spruce** ○

Zone 3-7 H 20-25' x W 10-15'

Eye catching, silvery blue foliage adds a striking accent to the landscape. Broad pyramidal habit, compact growth rate. No pruning necessary.

- E1755.8 #2 cont. \$29.99
- E1756 #5 cont. \$56.99
- E1758 #10 cont. \$149.99
- E1760 #20 cont. \$259.00
- E1763 4' B&B \$299.00
- E1764 5' B&B \$329.00
- E1765 6' B&B \$379.00

**Picea pungens**

**Colorado Spruce** ○

Zone 2-7 H 40-60' x W 15-30'

Hardy, easy to grow spruce that will vary in color from plant to plant in shades of blue, gray, or green. Colorado spruce grow best in open areas with good air movement around them.

- E1769AP #3 cont. \$29.99
- E1770 #5 cont. \$49.99
- E1775 #10 cont. \$119.99
- E1777 #20 cont. \$209.00
- E1810 5' B&B \$269.00
- E1820 6' B&B \$349.00
- E1825 7' B&B \$399.00
- E1830 8' B&B \$499.00
- E1831 10' B&B \$629.00

**Picea pungens glauca 'Blue Totem'**

**Blue Totem Colorado Blue Spruce** ○

Zone 3-8 H 15-18' x W 3-4'

Rich blue color on a very tight, narrow selection with short, stiff branches to better handle heavy snow loads.

- E1835 #6 cont. \$109.99
- E1835.5 #10 cont. \$179.99
- E1836 #15 cont. \$269.00

**Picea pungens 'Glauca Globosa'**

**Globe Blue Spruce** ○

Zone 3-7 H 5-6' x W 5-6'

These compact evergreens bear beautiful blue-gray foliage and grow slowly. The rounded globe shape matures to a broad pyramid form if not maintained with pruning. This evergreen will not scorch or burn even in direct winter sun.

- E1840 #2 cont. \$56.99
- E1845 #3 cont. \$79.99
- E1850 #5 cont. \$109.99
- E1855 #7 cont. \$149.99
- E1860 #10 cont. \$199.99
- E1865 #20 cont. \$269.00
- E1878 #6 STD cont. \$159.99
- E1880 #10/30" STD cont. \$209.00
- E1882 #20 STD cont. \$309.00

**Picea pungens 'Hermann Naue'**

**Hermann Naue Colorado Spruce** ○

Zone 2-7 H 3-4' x W 3-4'

A beautiful dwarf selection for rock gardens or a small, sunny location. In spring, the bluish green foliage becomes covered by bright, pinkish cones that perfectly complement the new foliage.

- E1893 #7 cont. \$209.00

**Picea pungens 'Hoopsii'**

**Hoopsii Colorado Blue Spruce** ○

Zone 2-7 H 30-40' x W 10-20'

A very stylish tree that is considered to be one of the bluest of Colorado spruces. Thick, bright silver blue foliage makes it an exceptional addition to the landscape.

- E1901 #10 cont. \$179.99
- E1901.5 #15/3' cont. \$239.00
- E1902 #20 cont. \$259.00
- E1915 5' B&B \$309.00
- E1916 6' B&B \$399.00
- E1916.5 7' B&B \$439.00

○= Full Sun    ⊙= Part Shade    ●= Shade loving



**Picea pungens 'Iseli Fastigiata'**

**Columnar Colorado Blue Spruce** ○

Zone 2-7 H 25-30' x W 8-10'

This compact, narrow pyramid has ascending branches and blue needles. Excellent choice for foundations, borders, or patio. This evergreen will not scorch or burn even in direct winter sun. Perfect for tough southern exposures.

- E1957 #5 cont. \$139.99
- E1960 #10 cont. \$169.99
- E1970 #20 cont. \$249.00
- E1978 5' B&B \$329.00
- E1979 6' B&B \$369.00
- E1979.5 7' B&B \$399.00

**Picea pungens 'Kosteri'**

**Kosteri Colorado Blue Spruce** ○

Zone 2-7 H 30-40' x W 20-25'

This is one of the best known of the older blue Colorado selections. Although somewhat irregular in growth habit when young, this excellent blue selection is cold hardy, drought tolerant, and adaptable.

- E1988 #10 cont. \$189.99
- E1988.5 #20 cont. \$259.00

**Picea pungens 'Montgomery'**

**Montgomery Colorado Blue Spruce** ○

Zone 2-7 H 8-10' x W 6-7'

Slow growing with a dense, symmetrical habit. Globe shaped when young, develops into a broad cone over time.

- E2000 #3 cont. \$89.99
- E2002 #6 cont. \$129.99

**Picea pungens 'Pendula'**

**Weeping Colorado Blue Spruce** ○

Zone 2-7 H 5-6' x W spreading

A graceful weeping form of Colorado spruce. Blue needles and a dense branching habit give it a cascading effect. Height and width vary with training.

- E2008 #10 cont. \$299.00

**Picea pungens 'Procumbens'**

**Dwarf Spreading Colorado Blue Spruce** ○

Zone 2-7 H 1.5-2' x W 5-10'

This silvery-blue selection is useful as a spreading groundcover; very effective tumbling over walls and slopes.

- E2015 #7 cont. \$149.99
- E2016 #10 cont. \$189.99

**Picea pungens 'Roundabout'**

**Roundabout Colorado Spruce** ○

Zone 2-6 H 3-4' x W 3-4'

A dwarf spherical selection with short needles and bluish-green color. This slow growing form maintains its compact, globe shape perfectly with no maintenance needed.

- E2020 #3 cont. \$109.99

**Picea pungens 'Sester's Dwarf'**

**Sester's Dwarf Colorado Blue Spruce** ○

Zone 2-7 H 10-12' x W 6-8'

Stunning blue needles, slow growth rate, and classical conical form make this dwarf spruce an ideal plant. With one-fourth growth rate of its large sized parent, this selection is the perfect diminutive form of Colorado spruce. Does not require pruning.

- E2023 #7 cont. \$139.99
- E2025 #10 cont. \$329.00

**Picea pungens 'St. Mary's Broom'**

**St. Mary's Broom Colorado Blue Spruce** ○

Zone 2-7 H 3-4' x W 4-5'

This unusual dwarf blue spruce is long needled and slow growing and remains globe-shaped. Makes for a bright spot of blue in rock gardens and small landscapes.

- E2034 #2 cont. \$82.99
- E2035 #3 cont. \$109.99



Columnar Colorado Blue Spruce




Kosteri Colorado Blue Spruce




Montgomery Colorado Blue Spruce



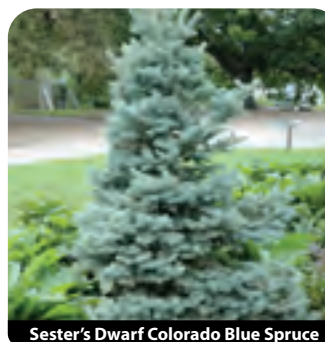
Weeping Colorado Blue Spruce



Dwarf Spreading Colorado Blue Spruce



Roundabout Colorado Spruce



Sester's Dwarf Colorado Blue Spruce




St. Mary's Broom Colorado Blue Spruce

○= Full Sun    ⊙= Part Shade    ●= Shade loving



# EVERGREENS



The Blues Colorado Blue Spruce




Thomsen Colorado Blue Spruce



Zafiro Colorado Blue Spruce




Jack Pine



Uncle Fogey Jack Pine



Algonquin Pillar Swiss Stone Pine



Chalet Swiss Stone Pine



Dwarf Blue Swiss Stone Pine



Prairie Statesman® Swiss Stone Pine

## Picea pungens 'The Blues'

### [The Blues Colorado Blue Spruce](#) ○

Zone 2-7 H 5-6' x spreading, weeping

A strongly weeping form with gorgeous silvery blue foliage. As with other weeping forms, can be trained up into a weeping, cascading form or allowed to spread as a flowing groundcover.

E2035.2 #6 cont. \$129.99

E2035.4 #10 cont. \$189.99

E2035.7 6' B&B \$369.00

## Picea pungens glauca 'Thomsen'

### [Thomsen Colorado Blue Spruce](#) ○

Zone 2-7 H 30-40' x W 10-20'

Exceptionally bright, thick, silver-blue needles on a stiffly pyramidal evergreen conifer. Horizontal branches reach to the ground. Form becomes more open with age.

E2036 #10 cont. \$179.99

## Picea pungens 'Zafiro'

### [Zafiro Colorado Blue Spruce](#) ○

Zone 2-7 H 5-6' x W 4-5'

Slow growing, dwarf cultivar with silvery blue needles and a rounded form.

E2044 #3 cont. \$89.99

E2045 #7 cont. \$189.99

E2046 #10 cont. \$329.00

## Pinus | Pine

### Pinus banksiana

#### [Jack Pine](#) ○

Zone 2-6 H 20-30' x W 15-20'

A short needled, small statured pine that is well adapted to dry, sandy soils. A very hardy evergreen that is excellent for thin, poor soils.

E2053AP #3 cont. \$26.99

### Pinus banksiana 'Uncle Fogey'

#### [Uncle Fogey Jack Pine](#) ○

Zone 2-7 H 2-3' x W 15-20'

A dwarf form of Jack pine with irregular, pendulous growth and dark green needles. This plant, discovered in Minnesota, is extremely tough and makes a strong accent in the landscape.

E2058 #3 cont. \$72.99

E2060 #7 cont. \$229.00

### Pinus cembra 'Algonquin Pillar'

#### [Algonquin Pillar Swiss Stone Pine](#) ○

Zone 3-7 H 25-30' x W 10-12'

This is a narrow form of the Swiss Stone pine with spectacular silvery green foliage. A very hardy selection that retains its foliage to the base of the plant giving it a full shape to the ground.

E2065.7 #15/3' B&B \$299.00

E2066 #20/4' B&B \$329.00

### Pinus cembra 'Chalet'

#### [Chalet Swiss Stone Pine](#) ○

Zone 3-7 H 15-20' x W 8-10'

Selection of Swiss Stone pine that grows slowly and develops a dense, narrow, conical form. Extremely hardy and compact.

E2067.8 #10/3' cont. \$219.00

E2068 #15 cont. \$299.00

### Pinus cembra glauca 'Nana'

#### [Dwarf Blue Swiss Stone Pine](#) ○

Zone 3-7 H 10-12' x W 6-8'

Conical shaped cultivar with soft, blue green needles. Compact, full growth.

E2073 #15/3' B&B \$229.00

E2073.5 #20/4' B&B \$269.00

E2074 5' B&B \$269.00

### Pinus cembra 'Herman'

#### [Prairie Statesman® Swiss Stone Pine](#) ○

Zone 3-7 H 25-30' x W 10-12'

A very hardy, drought tolerant selection from North Dakota. Possesses a definitive columnar form with a very symmetrical habit. Emerald green foliage.

E2074.6 #6 cont. \$189.99

E2074.9 #15/3' cont. \$299.00

E2075 #20/4' B&B \$369.00

E2075.5 5' B&B \$369.00

○= Full Sun    ⊙= Part Shade    ●= Shade loving



**Pinus cembra 'Klein'**

**Silver Whispers™ Swiss Stone Pine** ○

Zone 3-8 H 12-15' x W 6-7'

Silvery foliaged, compact selection with a full, dense form. Violet blue immature cones add ornamental interest.

E2078.6 #10 cont. \$269.00

**Pinus cembra 'Westerstede'**

**Westerstede Swiss Stone Pine** ○

Zone 3-7 H 15-20' x W 10-15'

Long, soft needles give this selection a definite fluffy look. In addition to the blue green needles, it also has highly ornamental cones that add to its landscape appeal. Somewhat slower growing than other Swiss Stone pine cultivars.

E2078.8 #6 cont. \$219.00

E2079 #15/3' B&B \$299.00

E2080 #20/4' B&B \$349.00

E2080.1 5' B&B \$369.00

**Pinus cembra glauca**

**Swiss Stone Pine** ○

Zone 3-7 H 30-40' x W 15-25'

A hardy pine with uniform, controlled growth and an attractive, narrow pyramidal form with branches all the way to the ground. Green outer needles, bluish on the inside.

E2081 #10 cont. \$199.99

E2096 4' B&B \$309.00

E2097 5' B&B \$329.00

E2097.1 6' B&B \$369.00

E2098 7' B&B \$429.00

**Pinus mugo 'Columnaris'**

**Columnar Mugo Pine** ○

Zone 2-7 H 8-10' x W 4-5'

Conspicuous, white, waxy buds shine amongst rich green needles on this unusual Mugo pine. Columnar habit and short, acutely angled branches, peppered with small ornamental cones make this variety great for narrow garden spaces.

E2139 #7 cont. \$169.99

**Pinus mugo 'Jakobsen'**

**Jakobsen Mugo Pine** ○

Zone 2-7 H 2-3' x W 4-5'

A flat spreading Mugo pine with dark green needles. Needles are arranged densely around the stem. Slightly contorted growth habit. Great specimen for the rock garden or smaller landscape.

E2145 #3 cont. \$79.99

E2146 #7 cont. \$219.00

**Pinus mugo 'Honey Bun'**

**Honey Bun Mugo Pine** ○

Zone 3-7 H 2-3' x W 3-4'

Dense, compact cultivar with a mounding habit and honeycomb like texture.

E2155 #3 cont. \$46.99

**Pinus mugo 'La Cabana'**

**La Cabana Mugo Pine** ○

Zone 2-7 H 15-20' x W 12-15'

Very hardy and burn resistant, develops into a thick, broadly pyramidal small tree.

E2156 #15 cont. \$269.00

E2156.2 #20/4' cont. \$309.00

E2156.5 #24 HP cont. \$1,999.00

**Pinus mugo 'Lakeview'**


**Lakeview Mugo Pine** ○

Zone 3-7 H 4-6' x W 3-5'

A slow growing dwarf selection. More upright than most other dwarf selections, develops a broad pyramidal form.

E2157 #3 cont. \$62.99

E2158 #7 cont. \$119.99



Silver Whispers™ Swiss Stone Pine



Westerstede Swiss Stone Pine




Swiss Stone Pine




Columnar Mugo Pine




Jakobsen Mugo Pine



Honey Bun Mugo Pine



La Cabana Mugo Pine



Lakeview Mugo Pine

○= Full Sun    ⊙= Part Shade    ●= Shade loving





Sherwood Compact Mugo Pine



Tannenbaum Mugo Pine

### **Pinus mugo 'Sherwood Compact'**

#### **[Sherwood Compact Mugo Pine](#)** ○

Zone 2-7 H 2-3' x W 3-4'

Short, stiff branches are heavily clothed with slightly twisted needles in whorls around the terminal buds. A rich green color throughout the year; in winter, golden tips and the white fascicles of the foliage give the plants a 'fiber-optic' look.

E2161 #3 cont. \$69.99

E2162 #7 cont. \$159.99

E2163 #10 cont. \$179.99

### **Pinus mugo 'Tannenbaum'**

#### **[Tannenbaum Mugo Pine](#)** ○

Zone 2-7 H 12-15' x W 8-10'

A hardy selection from South Dakota aptly named for its Christmas tree form. Grows 6-12" per year, little maintenance needed in the landscape. Extremely hardy, tough and adaptable.

E2165 #7 cont. \$159.99

E2172 #15/3' B&B \$329.00

E2173 #20/4' B&B \$369.00

E2174 5' B&B \$389.00

E2174.2 6' B&B \$429.00



Slowmound Mugo Pine

### **Pinus mugo 'Slowmound'**

#### **[Slowmound Mugo Pine](#)** ○

Zone 2-7 H 5-6' x W 5-6'

A true dwarf seedling selection staying very compact and mounded. No trimming needed, this plant only grows 3" per year. Perfect choice for confined areas or formal gardens.

E2174.9 #2 cont. \$46.99

E2175 #3 cont. \$62.99

E2179 #5 cont. \$79.99

E2180 #7 cont. \$129.99

### **Pinus mugo 'Valley Cushion'**

#### **[Valley Cushion Mugo Pine](#)** ○

Zone 2-7 H 1-2' x W 3-4'

This hardy Mugo pine is known for its dark green needles and low, more spreading growth habit.

E2205 #3 cont. \$62.99

E2206 #6 cont. \$129.99



Valley Cushion Mugo Pine



Dwarf Mugo Pine

### **Pinus mugo pumilio**

#### **[Dwarf Mugo Pine](#)** ○

Zone 2-7 H 3-5' x W 3-6' Variable

Excellent green color on rounded, compact plants. Very hardy and adaptable. Seed propagated plants have slightly variable foliage color, shape, and size.

E2325 #2 cont. \$32.99

E2327 #5 cont. \$46.99

E2336 #10 cont. \$119.99

### **Pinus nigra**

#### **[Austrian Pine](#)** ○

Zone 4-8 H 40-60' x W 20-25'

A vigorous, dense growing pine tolerant of adverse conditions. Long, thick, very dark green needles give off a strong pine scent.

E2348 #6 cont. \$69.99

E2350 #10 cont. \$119.99

E2353 #15 cont. \$179.99

E2354 #20 cont. \$209.00

E2359 5' B&B \$329.00

E2360 6' B&B \$399.00

E2365 7' B&B \$469.00



Austrian Pine



Aoi Japanese White Pine

### **Pinus parviflora 'Aoi'**

#### **[Aoi Japanese White Pine](#)** ○

Zone 5-9 H 12-15' x W 6-8'

A showy dwarf selection with short, very blue needles. Slow growing, forms a broad pyramid with time.

E2404 #10/3' B&B \$209.00

E2405 #15/3' B&B \$209.00

E2406 #20/4' B&B \$279.00

○= Full Sun    ⊙= Part Shade    ●= Shade loving



**Pinus parviflora 'Ara-kawa'**  
**Ara-Kawa Japanese White Pine** ○

Zone 5-8 H 12-15' x W 8-10'  
 A compact selection with short blue green needles. A heavy producer of ornamental cones even at a young age. Forms a sweeping, wind blown shape.  
 E2406.5 #10/30" B&B \$209.00

**Pinus parviflora 'Blue Angel'**  
**Blue Angel Japanese White Pine** ○

Zone 4-8 H 12-15' x W 6-8'  
 Brilliant blue needles cover this striking specimen. Full, dense growth habit.  
 E2407 #6 cont. \$219.00

**Pinus parviflora 'Fukai'**  
**Fukai Japanese White Pine** ○

Zone 5-9 H 10-12' x W 5-6'  
 A spectacular, stunning selection of blue green needles highlighted with light yellow. Slow growing dwarf with an upright form. Best color in full sun.  
 E2410 #15/3' B&B \$219.00  
 E2411 #20/4' B&B \$289.00

**Pinus parviflora 'Goldilocks'**  
**Goldilocks Japanese White Pine** ○◎

Zone 4-8 H 8-10' x W 6-8'  
 Bright gold highlights contrast with the silver undertones on the light green needles. Plant has a sweeping, irregular growth habit. Best in part shade.  
 E2427 #10/30" B&B \$189.99

**Pinus parviflora 'Glauca'**  
**Japanese White Pine** ○

Zone 4-8 H 30-50' x W 25-30'  
 Graceful, slow growing, wide spreading pyramid. Blue needles on ascending branches. Beautiful specimen tree.  
 E2429 #10 cont. \$169.99  
 E2430 #15/3' B&B \$249.00  
 E2434 #20 cont. \$229.00  
 E2434.2 #20/4' B&B \$299.00

**Pinus parviflora 'Tempelhof'**  
**Tempelhof Japanese White Pine** ○

Zone 4-8 H 15-20' x W 8-10'  
 Fast growing blue form of Japanese White Pine. Vigorous and clean, the needles are grouped in bundles of five and are produced on a nice pyramidal tree.  
 E2444 #20/5' B&B \$329.00  
 E2446 6' B&B \$329.00

**Pinus ponderosa**  
**Ponderosa Pine** ○

Zone 3-7 H 40-60' x W 25-30'  
 Large, narrow pyramidal pine that becomes irregularly cylindrical with age. Tolerates drought, but prefers well drained, moist soil.  
 E2460 6' B&B \$399.00

**Pinus pumila 'Blue Dwarf'**  
**Blue Dwarf Japanese Stone Pine** ○

Zone 3-7 H 3-5' x W 6-8'  
 Selected for its unusual spreading form and superior blue color, this dense, horizontal spreading specimen is unlike any other.  
 E2465 #3 cont. \$119.99  
 E2467 #7 cont. \$209.00

**Pinus resinosa**  
**Norway Pine** ○

Zone 2-7 H 40-50' x W 25-30'  
 Minnesota State tree that is also commonly known as red pine. This pine has scaly, orange to reddish brown bark and grows best in dry, exposed sites and is well suited for slopes and windbreaks.  
 E2468AP #3 cont. \$29.99  
 E2469 #7 cont. \$109.99  
 E2469.9 5' B&B \$269.00  
 E2470 6' B&B \$369.00  
 E2471 7' B&B \$399.00  
 E2472 8-10' B&B \$469.00



Ara-Kawa Japanese White Pine



Blue Angel Japanese White Pine



Fukai Japanese White Pine



Goldilocks Japanese White Pine



Japanese White Pine



Tempelhof Japanese White Pine



Ponderosa Pine



Blue Dwarf Japanese Stone Pine



Norway Pine

○= Full Sun    ◎= Part Shade    ●= Shade loving





Dwarf Red Pine-Hindu Pan



Eastern White Pine



Angel Falls White Pine




Blue Shag White Pine



Columnar White Pine



Louie White Pine



Macopin White Pine



Mini Twists White Pine

**Pinus resinosa 'Nana'**  
**Dwarf Red Pine-Hindu Pan** ○

Zone 3-7 H 5-6' x W 5-6'

Full, compact selection with long, dark green needles. Topiary forms have been pruned to shape.

E2480 #10 HP cont. \$269.00

**Pinus strobus**  
**Eastern White Pine** ○

Zone 3-7 H 50-80' x W 25-40'

A large, graceful, wide spreading pine with long, slender blue-green needles. This pine has an overall 'soft' appearance. Fast growing.

E2514AP #3 cont. \$29.99

E2515 #5 cont. \$46.99

E2516 #6 cont. \$62.99

E2530 #10 cont. \$129.99

E2534 #20 cont. \$209.00

E2559 5' B&B \$249.00

E2560 6' B&B \$349.00

E2570 7' B&B \$399.00

E2575 8' B&B \$499.00

E2577 10' B&B \$629.00

**Pinus strobus 'Angel Falls'**  
**Angel Falls White Pine** ○

Zone 3-7 H 5-6' x spreading, weeping

A strongly weeping form with long, light green needles. May be staked to the desired height and then left to weep and sprawl.

E2577.5 #3 cont. \$119.99

E2578 #6 cont. \$229.00

**Pinus strobus 'Blue Shag'**  
**Blue Shag White Pine** ○

Zone 3-7 H 4-5' x W 4-5'

Dense, dwarf, mounded form of Eastern White pine. Lovely soft appearance; blue-green needles.

E2580 #3 cont. \$96.99

E2589 #5 cont. \$99.99

E2590 #7 cont. \$209.00

E2591 #10 STD cont. \$209.00

**Pinus strobus 'Fastigiata'**  
**Columnar White Pine** ○

Zone 3-7 H 30-40' x W 10-15'

This beauty grows into a narrow, upright tree with a soft textured appearance that stays full to the bottom. Excellent for both large landscapes and landscapes with more limited room.

E2620 #10 cont. \$179.99

E2621 #15 cont. \$279.00

E2623 #20 cont. \$279.00

E2630 4' B&B \$279.00

E2631 5' B&B \$279.00

E2632 6' B&B \$349.00

**Pinus strobus 'Louie'**  
**Louie White Pine** ○

Zone 3-7 H 25-30' x W 15-20'

A bright yellow variety of Eastern White pine that retains its golden yellow color year round. The shaded interior needles become green providing an ideal background for the colorful exterior needles. Best color in full sun.

E2638 #6 cont. \$219.00

E2640 #15 cont. \$189.99

E2641 #20/4' B&B \$229.00

**Pinus strobus 'Macopin'**  
**Macopin White Pine** ○

Zone 3-7 H 6-8' x W 6-8'

Large, irregular globe form of white pine. Bears cones at an early age; blue-green needles.

E2650 #6 cont. \$209.00

**Pinus strobus 'Mini Twists'**  
**Mini Twists White Pine** ○

Zone 3-7 H 5-6' x W 4-5'

A dwarf selection with small, contorted needles. May be candle pruned to provide an even smaller, more dense form.

E2660 #3 cont. \$99.99

E2662 #6 cont. \$129.99

E2665 #10/21" cont. \$149.99

○= Full Sun    ⊙= Part Shade    ●= Shade loving



**Pinus strobus 'Minuta'**

**Minuta White Pine** ○

Zone 4-7 H 3-4' x W 2-3'

Very dense, dwarf selection in a round, mounded form.

E2670 #10 STD cont. \$209.00



Minuta White Pine



Dwarf White Pine

**Pinus strobus 'Nana'**

**Dwarf White Pine** ○

Zone 3-7 H 4-6' x W 6-8'

A dwarf form of the native white pine with an irregular globe form. This plant retains the fine, blue-green needles of the species for a soft look and feel.

E2690 #10 cont. \$179.99

**Pinus strobus 'Niagara Falls'**

**Niagara Falls White Pine** ○

Zone 3-7 H 5-6' x spreading, weeping


The weeping and flowing branches create a unique identity to each individual plant. Long, two-toned needles cover the densely branched form. Stake to the desired height and let it weep thereafter.

E2692 #3 cont. \$69.99

E2695 #7 cont. \$209.00



Weeping White Pine



Niagara Falls White Pine

**Pinus strobus 'Pendula'**

**Weeping White Pine** ○

Zone 3-7 H 10-12' x W 15-20' Variable

The form of this tree can vary from tall and slender to low and broad. A beautiful accent plant with relaxed needles on gently pendulous branches. Stake to desired height.

E2704 #15/4' B&B \$249.00

E2706 #20/5' B&B \$329.00



Stowe Pillar White Pine

**Pinus strobus 'Stowe Pillar'**

**Stowe Pillar White Pine** ○◎

Zone 3-7 H 25-35' x W 8-12'

A narrow, upright selection that is a bit narrower than 'Fastigata'.

E2718 #6 cont. \$229.00

**NEW! AVAIL 5/15**

**Pinus sylvestris**

**Scotch Pine** ○

Zone 2-7 H 30-60' x W 30-40'

This large ornamental pine does well in a variety of soils. Its irregular, pyramidal shape becomes rounded and open with age. Ornamental bark is orange and flaky on mature trees. Blue-green needles.

E2734AP #3 cont. \$29.99

E2740 6' B&B \$369.00

E2745 7' B&B \$399.00



Scotch Pine



Bonna Scotch Pine-Hindu Pan

**Pinus sylvestris 'Bonna'**

**Bonna Scotch Pine-Hindu Pan** ○

Zone 3-7 H 8-12' x W 8-12'

This selection has been trained into an open 'oriental' form. The cinnamon colored bark contrasts beautifully with the soft blue needles. Maintain shape by branch thinning and candle pruning.

E2818 #24 HP cont. \$1,799.00

E2820 5' B&B HP \$1,099.00

E2821 6' B&B HP \$1,599.00

**Pinus sylvestris 'French Blue'**

**French Blue Scotch Pine-Hindu Pan** ○

Zone 3-7 H 8-10' x W 8-10'

A very blue needled selection of the Scotch pine that has been trained and pruned into an open 'oriental' form. Size is variable. Candle prune to desired shape.

E2830 #10 HP cont. \$349.00

**Pinus sylvestris 'Glauca Nana'**

**Dwarf Blue Scotch Pine** ○

Zone 3-7 H 6-8' x W 8-10'

An attractive and useful blue-green shrub that matures into a large flattened globe.

E2855 #5 cont. \$109.99

E2856 #6 cont. \$169.99

E2857 #10 cont. \$209.00

E2860 #5 PPON \$209.00



French Blue Scotch Pine-Hindu Pan



Dwarf Blue Scotch Pine

○= Full Sun   ◎= Part Shade   ●= Shade loving





Green Penguin Scotch Pine



Hillside Creeper Scotch Pine



Topiary Scotch Pine

**Pinus sylvestris 'Green Penguin'**

**Green Penguin Scotch Pine** ○

Zone 3-7 H 4-6' x W 2-3'

A very hardy, slow growing dwarf selection with full, dense foliage. Maintains its bright green color year round and has fantastic texture. Great alternative to 'Dwarf Alberta' spruce.

E2870 #7 cont. \$149.99

**NEW! AVAIL 5/15**

**Pinus sylvestris 'Hillside Creeper'**

**Hillside Creeper Scotch Pine** ○

Zone 3-7 H 1-2' x W 8-10'

A strong growing, ground covering pine that creates a spreading and undulating effect. Excellent choice for border gardens and cascading over walls.

E2900 #3 cont. \$59.99

E2908.5 #7 cont. \$109.99

E2908.6 #10 STD cont. \$199.99

**Pinus sylvestris 'Topiary'**

**Topiary Scotch Pine** ○

Zone 3-8 H 8-10' x W 8-10'

A scotch pine that has been pruned into a topiary form. Must be pruned to maintain shape and control size.

E2926.7 #10 HP cont. \$229.00

E2927 #20 HP cont. \$329.00

## Taxus | Yew

**Taxus cuspidata 'Capitata'**

**Upright Japanese Yew** ○●

Zone 4-8 H 10-15' x W 5-10'

Broad and upright growing with dark green needles. Like most yews, this one tolerates shearing very well. Avoid afternoon winter sun.

E2970 #7 cont. \$99.99

E2971 #10 cont. \$179.99

E3010 #15/3' B&B \$189.99


E3031 #15/4' B&B \$269.00

E3032 5' B&B \$369.00

E3033 6' B&B \$469.00



Upright Japanese Yew



Morden Yew

**Taxus cuspidata 'Morden'**

**Morden Yew** ○●

Zone 3-7 H 3-4' x W 4-5'

Dark green foliage with an upright, spreading habit. Very hardy and adaptable to sun or shade.

E3033.4 #2 cont. \$29.99

**NEW! AVAIL 5/15**



Nova Japanese Yew



Dwarf Bright Gold Japanese Yew

**Taxus cuspidata 'Nova'**

**Nova Japanese Yew** ○●

Zone 4-8 H 10-15' x W 4-6'

Narrow columnar selection with dark green needles. Fast growing and tolerates winter sun well. Excellent for hedges.

E3034 #5 cont. \$49.99

E3034.5 #7 cont. \$89.99

E3034.7 #10 cont. \$129.99

E3037 18" B&B \$99.99

E3038 24" B&B \$119.99

**Taxus cuspidata 'Dwarf Bright Gold'**

**Dwarf Bright Gold Japanese Yew** ○●

Zone 4-8 H 2-4' x W 4-6'

This spreading yew brightens the garden with golden yellow needles. Matures to a fine golden-green. Avoid afternoon winter sun.

E3040 #3 cont. \$86.99

**Taxus cuspidata 'Monloo'**


**Emerald Spreader® Japanese Yew** ○●

Zone 4-8 H 2-3' x W 6-8'

Moderate to slow growing with a natural flat-topped habit. This plant is very low maintenance. Excellent dark green color year round. Avoid intense afternoon winter sun.

E3068 #2 cont. \$46.99

E3070 #5 cont. \$56.99



Emerald Spreader® Japanese Yew

○= Full Sun    ⊙= Part Shade    ●= Shade loving



**Taxus cuspidata 'Nana Aurescens'**

**Golden Japanese Yew** ○◎

Zone 4-8 H 2-3' x W 4-5'

New growth is goldenrod yellow, turning to dark green in the second year which highlights the brilliance of the new growth on this low spreading yew. Can be used as a splash of color for partially shaded areas. Avoid intense winter sun.  
E3079 #2 cont. \$29.99  
E3080 #3 cont. \$86.99

**Taxus cuspidata 'Nigra'**

**Dark Green Japanese Yew** ○●

Zone 4-8 H 4-6' x W 4-6'

Hardy, compact form with excellent dark green foliage. Avoid intense afternoon winter sun.  
E3095 #5 cont. \$49.99

**Taxus x media 'Citation'**

**Citation Columnar Yew** ○●

Zone 4-8 H 6-10' x W 3-5'

Dense, upright selection with long, dark green needles and bronze colored new growth. May be sheared to a desired height. Avoid intense afternoon winter sun.  
E3109 #2 cont. \$36.99  
E3110 #5 cont. \$46.99  
E3112 #10/18" cont. \$129.99

**Taxus x media 'Dark Green Pyramidalis'**

**Dark Green Pyramidal Yew** ○◎

Zone 4-8 H 6-8' x W 3-4'

A naturally upright, conical shape, with soft, dark green foliage. Can be sheared to shape or trained into a hedge.  
E3118 #10 cont. \$169.99

**Taxus x media 'Nigra'**

**Dark Green Spreader Yew** ○◎

Zone 4-8 H 3-4' x W 4-6'

A hardy spreading yew with nice dark green foliage that adapts wonderfully to shearing. Full sun to full shade. Avoid intense afternoon winter sun.  
E3128 #2 cont. \$32.99  
E3130 #5 cont. \$49.99  
E3131 #7 cont. \$89.99

**Taxus x media 'Tauntonii'**

**Taunton Spreading Yew** ○●

Zone 4-8 H 3-4' x W 4-6'

A hardy, spreading yew with excellent resistance to winter burn. Requires little trimming with its dense growth habit. Like all yews, responds very well to shearing and makes great hedges.  
E3150 #2 cont. \$32.99  
E3160 #3 cont. \$39.99  
E3170 #5 cont. \$49.99  
E3180 #7 cont. \$89.99  
E3181 #10 cont. \$119.99

**Thuja | Arborvitae**

**Thuja occidentalis**

**White Cedar** ○◎

Zone 3-7 H 20-30' x W 10-15'

Native white cedar. Very hardy, fast growth rate and grass-green foliage. Mature trees have wonderful foliage texture. Excellent for windbreaks, as a large screen, and as wildlife habitat.  
E3221AP #3 cont. \$29.99  
E3224 #10 cont. \$89.99  
E3226 6' B&B \$269.00  
E3227 7' B&B \$299.00

**Thuja occidentalis 'American Pillar'**


**American Pillar Arborvitae PP20,209** ○◎

Zone 3-8 H 25-30' x W 3-4'

A tall, narrow variety with a fast growing, straight leader. Very hardy with a good green color and good deer resistance.  
E3229 #3 cont. \$39.99  
E3229.5 #5 cont. \$49.99  
E3230 #7 cont. \$79.99  
E3231 #10 cont. \$109.99  
E3232 6' B&B \$249.00  
E3232.5 7' B&B \$299.00



Golden Japanese Yew



Dark Green Japanese Yew



Citation Columnar Yew



Dark Green Pyramidal Yew



Dark Green Spreader Yew



Taunton Spreading Yew



White Cedar



American Pillar Arborvitae

○= Full Sun ◎= Part Shade ●= Shade loving



# EVERGREENS



Autumn Moon Arborvitae



Cheer Drops™ Arborvitae

**Thuja occidentalis 'Autumn Moon'**

**Autumn Moon Arborvitae** ○◎

Zone 4-8 H 18-24" x W 18-24"

A dwarf arborvitae with yellow-lime foliage. Very dense and slow growing with no pruning required to maintain its shape.

E3233.3 #3 cont. \$49.99

**Thuja occidentalis 'SMNDGT'**

**Cheer Drops™ Arborvitae PP33,286** ○◎

Zone 3-7 H 12-18' x W 12-18'

Large, teardrop shaped evergreen with dense, emerald green foliage.

E3233.7 #2 cont. \$36.99

**Thuja occidentalis 'Dark Green'**

**Dark Green Arborvitae** ○

Zone 3-8 H 20-25' x W 5-7'

Dark green foliage is retained year round. A taller, slightly more narrow selection than 'Techny'.

E3234 6' B&B \$269.00



Dark Green Arborvitae



Degroot's Spire Arborvitae

**Thuja occidentalis 'Degroot's Spire'**

**Degroot's Spire Arborvitae** ○◎

Zone 3-7 H 15-20' x W 4-5'

Narrow green pyramid with twisted, fan-like foliage; a beautiful, strong accent. Foliage becomes a nice bronze color in winter.

E3239AP #3 cont. \$29.99

E3240 #5 cont. \$46.99

E3241 #6 cont. \$79.99

E3245 #10 cont. \$129.99

E3250 #15 cont. \$149.99

E3255 #20 cont. \$199.99

E3259 4' B&B \$159.99

E3260 5' B&B \$229.00

E3261 6' B&B \$279.00

E3262 7' B&B \$309.00

**Thuja occidentalis 'Smaragd'**

**Emerald Green Arborvitae** ○

Zone 5-8 H 12-15' x W 4-6'

Compact, upright pyramid with brilliant green foliage. Holds color well in winter. Avoid afternoon winter sun.

E3285 #10 cont. \$129.99

E3285.2 #15 cont. \$159.99

E3286 #20 cont. \$209.00

E3286.5 5' B&B \$229.00

E3287 6' B&B \$279.00

E3288 7' B&B \$329.00

E3289 8' B&B \$369.00



Emerald Green Arborvitae



Weeping Threadleaf Arborvitae

**Thuja occidentalis 'Filiformis'**

**Weeping Threadleaf Arborvitae** ○◎

Zone 4-8 H 6-8' x W 3-4'

Bright green thread like foliage on pendulous branches provides a light, airy texture.

E3293 #3 cont. \$49.99

E3295 #7 cont. \$109.99

**Thuja occidentalis 'RUTTHU3'**

**First Editions® Lemon Burst™ Arborvitae PPAF** ○◎

Zone 3-8 H 6-8' x W 4-6'

A heat tolerant, yellow foliage selection with a broadly conical form and dense habit.

E3296.2 #2 cont. \$29.99

**NEW! AVAIL 9/1**



First Editions® Lemon Burst™ Arborvitae



First Editions® Planet Earth™ Arborvitae

**Thuja occidentalis 'RUTTHU4'**

**First Editions® Planet Earth™ Arborvitae PPAF** ○◎

Zone 3-8 H 3-5' x W 3-5'

Perfectly rounded, dense form in a maintenance free habit. Hardy, burn resistant foliage.

E3297.2 #2 cont. \$29.99

E3297.4 #5 cont. \$39.99

**NEW! AVAIL 9/1**

**NEW! AVAIL 9/15**

○= Full Sun   ◎= Part Shade   ●= Shade loving



**Thuja occidentalis 'Golden Globe'**

**Golden Globe Arborvitae** ○◎

Zone 3-8 H 3-4' x W 3-4'

Easy to grow dwarf evergreen is dense, with a round globular form. Soft yellow scale-like foliage in flat sprays.

E3299 #2 cont. \$29.99

E3300 #3 cont. \$46.99

E3301 #5 cont. \$49.99

**Thuja occidentalis 'Hetz Midget'**

**Hetz Midget Arborvitae** ○◎

Zone 3-7 H 2-3' x W 2-3'

Dwarf, compact globe. Slow-growing; dark green foliage. Makes a nice low evergreen hedge.

E3315 #1 cont. \$12.99

E3320 #2 cont. \$29.99

E3340 #5 cont. \$46.99

E3343 #7 cont. \$69.99

**Thuja occidentalis 'Hetz Wintergreen'**

**Hetz Wintergreen Arborvitae** ○◎

Zone 3-8 H 15-20' x W 6-8'

Tall, narrow conical shape with a strong central leader. Holds its green color well through the winter. Fast grower that is excellent for screens and windbreaks.

E3349 5' B&B \$209.00

E3350 6' B&B \$259.00

**Thuja occidentalis 'Holmstrup'**

**Holmstrup Arborvitae** ○◎

Zone 3-7 H 12-15' x W 4-5'

Compact, dense growing pyramidal shape with bright green foliage. Tidy, formal appearance makes a good accent plant as well as a windbreak or screen.

E3361AP #3 cont. \$29.99

E3380 #5 cont. \$42.99

E3390 #7 cont. \$69.99

E3395 #10 cont. \$119.99

E3400 #15 cont. \$139.99

E3405 #20 cont. \$199.99

E3407 4' B&B \$209.00

E3408 5' B&B \$229.00

E3409 6' B&B \$269.00

**Thuja occidentalis 'Janed Gold'**

**Highlights™ Arborvitae PP21,967** ○◎

Zone 5-8 H 15-20' x W 5-7'

Tight, pyramidal selection with intensely yellow foliage. Holds its color well year round.

E3414 #3 cont. \$49.99

E3415 #6 cont. \$79.99

**Thuja occidentalis 'Jantar'**

**Jantar Arborvitae PP22,296** ○◎

Zone 5-8 H 12-15' x W 4-6'

Narrow, upright selection with bright yellow foliage. Foliage takes on amber tones in the winter.

E3416.5 #3 cont. \$69.99

E3417 #6 cont. \$129.99

**Thuja occidentalis 'Little Giant'**

**Little Giant Arborvitae** ○◎

Zone 3-7 H 4-6' x W 4-6'

Rich, green, globe-shaped arborvitae. Slow, dense growth. Excellent choice for a low evergreen hedge.

E3420 #2 cont. \$29.99

E3430 #5 cont. \$46.99

E3432 #7 cont. \$69.99

**Thuja occidentalis 'Bobazam'**

**Mr. Bowling Ball® Arborvitae** ○

Zone 4-8 H 4-5' x W 4-5'

Finely textured foliage gives a light, airy element to the landscape. Symmetrical, rounded habit provides little need for maintenance. Adaptable and easy to grow.

E3434 #2 cont. \$32.99

E3435.5 #5 cont. \$46.99



Golden Globe Arborvitae



Hetz Midget Arborvitae



Hetz Wintergreen Arborvitae



Holmstrup Arborvitae



Highlights™ Arborvitae



Jantar Arborvitae



Little Giant Arborvitae



Mr. Bowling Ball® Arborvitae

○= Full Sun ◎= Part Shade ●= Shade loving






North Pole® Arborvitae



Primo® Arborvitae



Pyramidal Arborvitae



Rushmore Arborvitae



Sunkist Arborvitae



Tator Tot® Arborvitae

### Thuja occidentalis 'Art Boe'

#### North Pole® Arborvitae PP22,174 ○◎

Zone 3-8 H 12-15' x W 4-5'

A selection of 'Wintergreen' having a narrow, columnar form and dark green, burn resistant foliage. Retains its green color throughout the winter.

- E3443 #2 cont. \$36.99
- E3445 #5 cont. \$59.99
- E3445.5 #6 cont. \$89.99
- E3446 #10 cont. \$119.99
- E3446.1 #15 cont. \$159.99
- E3446.2 #20 cont. \$229.00
- E3446.4 5' B&B \$229.00
- E3446.5 6' B&B \$289.00
- E3446.7 7' B&B \$309.00

### Thuja occidentalis 'IsIPrim'

#### Primo® Arborvitae ○

Zone 4-8 H 3-4' x W 12-15"

A slow growing dwarf selection. The highly textured, deep green foliage develops an irregular, multi-branched shape over time.

- E3446.8 #3 cont. \$79.99

### Thuja occidentalis 'Pyramidalis'

#### Pyramidal Arborvitae ○◎

Zone 3-7 H 25-30' x W 6-8'

Narrow green pyramidal form that makes a good year-round screen or hedge. Fast growing.

- E3449AP #3 cont. \$29.99
- E3450 #5 cont. \$46.99
- E3451 #6 cont. \$59.99
- E3455 #7 cont. \$79.99
- E3460 #10 cont. \$119.99
- E3461 #15 cont. \$139.99
- E3462 #20 cont. \$199.99
- E3483 5' B&B \$229.00
- E3484 6' B&B \$259.00
- E3485 7' B&B \$289.00

### Thuja occidentalis 'Rushmore'

#### Rushmore Arborvitae ○◎

Zone 3-7 H 20-25' x W 4-6'

A narrow, upright arborvitae selected in South Dakota for its strong tolerance of harsh winter conditions. Maintains good green coloration year round. Excellent choice for hedging and screening.

- E3495 #5 cont. \$46.99
- E3510 #10 cont. \$129.99
- E3511 #15 cont. \$149.99
- E3512 #20 cont. \$199.99
- E3515 6' B&B \$259.00
- E3516 7' B&B \$289.00

### Thuja occidentalis 'Sunkist'

#### Sunkist Arborvitae ○◎

Zone 4-8 H 10-15' x W 6-8'

Pyramidal gold foliated arborvitae that looks beautiful with other green or blue conifers. Plant in full sun for best color.

- E3538AP #3 cont. \$29.99
- E3540 #5 cont. \$46.99
- E3541 #7 cont. \$76.99
- E3542 #10 cont. \$129.99
- E3543 #20 cont. \$209.00
- E3543.9 4' B&B \$229.00
- E3544 5' B&B \$249.00
- E3545 6' B&B \$269.00

### Thuja occidentalis 'SMNTOBAB'

#### Tator Tot® Arborvitae PP30,761 ○◎

Zone 3-8 H 1-2' x W 1-2'

A naturally compact, dense selection with a tidy habit. Performs well even in part shade.

- E3546 #2 cont. \$32.99

**NEW! AVAIL 9/1**

○= Full Sun   ◎= Part Shade   ●= Shade loving



**Thuja occidentalis 'BailJohn'**

**First Editions® Technito® Arborvitae PP15.850** ○◎

Zone 3-7 H 8-10' x W 4-5'

A more compact, dense selection with the same rugged nature and appealing dark green color of 'Techny' arborvitae. Superior form and denser growth when compared to 'Techny'.

E3546.9 #2 cont. \$42.99

E3547 #5 cont. \$59.99

E3547.1 #6 cont. \$89.99

E3547.2 #7 cont. \$99.99

E3547.3 4' B&B \$249.00

E3547.4 5' B&B \$269.00

**Thuja occidentalis 'Techny'**

**Techny Arborvitae** ○◎

Zone 3-7 H 12-15' x W 6-8'

This hardy and versatile landscape plant has a place in nearly every Minnesota landscape. Naturally upright and broadly pyramidal in shape, this plant can be used for year-round privacy, windbreaks, or with some shearing can make a nice formal hedge. Ver

E3547.9 #2 cont. \$39.99

E3550 #5 cont. \$46.99

E3560 #7 cont. \$72.99

E3565 #10 cont. \$129.99

E3566 #15 cont. \$169.99

E3568 #20 cont. \$199.99

E3580 4' B&B \$209.00

E3585 5' B&B \$249.00

E3590 6' B&B \$269.00

E3595 7' B&B \$299.00

E3600 8' B&B \$369.00

**Thuja occidentalis 'Techny Globe'**

**Techny Globe Arborvitae** ○◎

Zone 3-7 H 4-5' x W 4-5'

Globe form of 'Techny', must be pruned to maintain shape. Excellent choice for a low, formal, globe hedge.

E3615 #5 cont. \$46.99

E3620 #7 cont. \$72.99

E3621 #10 cont. \$129.99

**Thuja occidentalis 'Yellow Ribbon'**

**Yellow Ribbon Arborvitae** ○◎

Zone 3-7 H 8-10' x W 3-4'

Distinctive for its narrow habit. Dense foliage is golden-yellow color throughout the year. Good as a vertical or color contrasting accent for the landscape.

E3648 #3 cont. \$52.99

E3649 #5 cont. \$59.99

E3650 #6 cont. \$109.99

E3655 #10 cont. \$139.99

E3656 #15 cont. \$159.99

**Tsuga | Hemlock**

**Tsuga canadensis**

**Canadian Hemlock** ○●

Zone 3-8 H 40-60' x W 25-30'

A stately, large pyramidal tree that can be sheared for an excellent, large hedge. Prefers cool, moist soils, some shade is beneficial. The best large conifer for shade. Avoid intense winter sun.

E3675.5 4' B&B \$229.00

**Tsuga canadensis 'Betty Rose'**

**Betty Rose Canadian Hemlock** ○◎

Zone 4-7 H 18-24" x W 18-24"

A dense, dwarf selection with white-tipped foliage that takes on a light pink blush in the spring. Develops into an irregular shape over time. Avoid intense winter sun.

E3677.5 #3 cont. \$109.99

**Tsuga canadensis 'Cole's Prostrate'**

**Cole's Prostrate Canadian Hemlock** ○●


Zone 4-8 H 1-2' x W 3-4'

This plant is a beautiful companion for hostas, rhododendrons, or in a shade garden tumbling over rocks. The stiffly weeping branches ensure that this plant will retain a ground hugging form. Avoid intense winter sun.

E3678 #3 cont. \$99.99



First Editions® Technito® Arborvitae



Techny Arborvitae




Techny Globe Arborvitae



Yellow Ribbon Arborvitae



Canadian Hemlock



Betty Rose Canadian Hemlock



Cole's Prostrate Canadian Hemlock

○= Full Sun ◎= Part Shade ●= Shade loving



Gentsch White Canadian Hemlock




Moon Frost Canadian Hemlock



Gracilis Canadian Hemlock



Weeping Canadian Hemlock



Summer Snow Canadian Hemlock

**Tsuga canadensis 'Gentsch White'**

**Gentsch White Canadian Hemlock** ☉●

Zone 4-8 H 3-4' x W 3-4'

Branches are white-tipped and the creamy white color is especially intense in fall and winter. Annual shearing will maintain a compact habit and produce more white color. Plant in sites out of strong winter sun.

E3718 #3 cont. \$99.99

E3720 #7 cont. \$189.99

**Tsuga canadensis 'Gracilis'**

**Gracilis Canadian Hemlock** ☉●

Zone 4-8 H 2-3' x W 4-5'

A premier evergreen for shade gardens, rockeries, and water features. A dwarf selection that produces a dense, flat topped plant which provides a horizontal structural element to the landscape. Avoid afternoon winter sun.

E3748 #3 cont. \$99.99

**Tsuga canadensis 'Moon Frost'**

**Moon Frost Canadian Hemlock** ☉●

Zone 4-8 H 3-4' x W 3-4'

Eye-catching, bright, white new growth that's reminiscent of frost on a moonlit night. Older inner foliage retains light tones, giving this plant an overall whitish appearance. In the winter, the white foliage is blushed with pink. Avoid winter sun.

E3755 #3 cont. \$109.99

E3758 #7 cont. \$189.99

**Tsuga canadensis 'Pendula'**

**Weeping Canadian Hemlock** ☉●

Zone 4-8 H 4-5' x W 8-10'

Beautiful weeping conifer with small green needles and many layered branches. Avoid intense winter sun.

E3820 #7 cont. \$229.00

**Tsuga canadensis 'Summer Snow'**

**Summer Snow Canadian Hemlock** ☉●

Zone 4-8 H 15-20' x W 10-15'

'Summer Snow' is a beautiful highlight for shady areas. New growth is white, contrasting with the dark green interior foliage on this broad, upright grower. Avoid afternoon winter sun.

E3826 #3 cont. \$99.99

E3827 #7 cont. \$189.99

☉= Full Sun ☉= Part Shade ●= Shade loving



Tree Cross Reference

Latin Name	Common Name
Acer	Maple
Aesculus	Horsechestnut, Buckeye
Alnus	Alder
Amelanchier	Serviceberry
Betula	Birch
Carpinus	Blue Beech
Catalpa	Catalpa
Celtis	Hackberry
Cercis	Eastern Redbud
Chionanthus	White Fringe Tree
Cladrastis	American Yellowwood
Cornus	Dogwood

Latin Name	Common Name
Crataegus	Hawthorn
Ginkgo	Ginkgo
Gleditsia	Honeylocust
Gymnocladus	Kentucky Coffeetree
Hydrangea	Hydrangea
Juglans	Black Walnut
Maackia	Amur Maackia
Magnolia	Magnolia
Malus	Crabapple, Apple
Morus	Mulberry
Ostrya	Ironwood
Physocarpus	Ninebark

Latin Name	Common Name
Populus	Poplar; Aspen; Cottonwood
Prunus	Cherry; Plum
Pyrus	Pear
Quercus	Oak
Salix	Willow
Sorbus	Mountain Ash
Syringa	Lilac
Tilia	Linden
Ulmus	Elm
Viburnum	Viburnum

Acer | Maple

Acer x freemanii 'Jeffersred'

[Autumn Blaze® Maple](#) ○

Zone 4-7 H 40-50' x W 35-40'

A hybrid between red and silver maple that's drought and moisture tolerant, has excellent orange red fall color, heavy branching habit, and is a fast grower.

- T0010 #10 cont. \$149.99
- T0020 #15 cont. \$159.99
- T0030 #25 cont. \$299.00
- T0060 2" B&B \$389.00
- T0070 2.5" B&B \$409.00
- T0080 3" B&B \$449.00
- T0082 3.5" B&B \$549.00
- T0084 4" B&B \$649.00

Acer x freemanii 'AF #1'

[Firefall™ Maple PP15.593](#) ○

Zone 4-7 H 40-50' x W 25-35'

This University of Minnesota introduction has an upright oval form with good branching structure. Bright orange to scarlet fall color develops early on deeply cut and sharply pointed leaves.

- T0095 #10 cont. \$149.99
- T0097 #25 cont. \$309.00
- T0098 2" B&B \$389.00
- T0098.5 2.5" B&B \$409.00
- T0099 3" B&B \$449.00

Acer x freemanii 'Bailston'

[First Editions® Matador™ Maple](#) ○

Zone 4-7 H 40-45' x W 25-30'

A freemanii cultivar with a consistent, upright, symmetrical form. Fall color develops later than other cultivars, but it holds its leaves longer. Fall color is a deep red.

- T0100 #10 cont. \$159.99
- T0103 #25 cont. \$309.00
- T0105 2" B&B \$389.00
- T0106 2.5" B&B \$429.00
- T0107 3" B&B \$569.00

Acer x freemanii 'Sienna'

[Sienna Glen® Maple](#) ○

Zone 3-7 H 40-50' x W 35-40'

Hardy selection from St. Paul, Minnesota. Fast growing tree with nice branching and excellent burgundy red fall color. It tolerates adverse growing conditions, also resistant to frost cracking and sun scald.

- T0115 #10 cont. \$159.99
- T0118 #25 cont. \$309.00
- T0120 2" B&B \$389.00
- T0130 2.5" B&B \$449.00
- T0135 3" B&B \$469.00
- T0136 3.5" B&B \$489.00



Autumn Blaze® Maple



Firefall™ Maple



First Editions® Matador™ Maple



Sienna Glen® Maple

○= Full Sun    ⊙= Part Shade    ●= Shade loving



Flame Amur Maple



State Street® Maple



Sherwood Flame Japanese Maple



Columnar Norway Maple



Crimson Sentry Norway Maple



Emerald Lustre® Norway Maple



Princeton Gold® Norway Maple



Royal Red Norway Maple

## Acer ginnala 'Flame'

### Flame Amur Maple ○◎

Zone 3-8 H 15-20' x W 15-25'

A small, dense form of Amur maple selected for its bright red fruits and fiery red fall color. A hardy tree that does well in shade.

T0150 1.75" B&B \$329.00

T0160 2" B&B \$349.00

T0180 6' CLP B&B \$309.00

## Acer miyabei 'Morton'

### State Street® Maple ○

Zone 4-8 H 30-35' x W 15-20'

Forms a uniform, pyramidal tree with excellent branching. Rugged, glossy, medium green leaves turn yellow in the fall. A tough, adaptable tree, tolerant to drought, salt and pollution. Trees have an interesting corky bark.

T0191 #20 cont. \$249.00

T0191.5 2" B&B \$369.00

T0192 2.5" B&B \$429.00

T0192.2 3" B&B \$469.00

## Acer palmatum 'Sherwood Flame'

### Sherwood Flame Japanese Maple ○◎

Zone 5-9 H 12-15' x W 10-12'

Deep red leaves develop beautiful cherry red fall color. Trees develop a rounded form in age with distinctive branching, providing a formal look and form.

T0197 #7 cont. \$159.99

T0199 #15 cont. \$529.00

## Acer platanoides 'Columnare'

### Columnar Norway Maple ○

Zone 4-9 H 35-40' x W 10-15'

Narrow upright tree that works well near buildings or boulevards, or where a formal columnar look is desired. Dark, glossy green foliage turns yellow in fall.

T0201 #20 cont. \$249.00

T0205 2" B&B \$389.00

T0210 2.5" B&B \$429.00

## Acer platanoides 'Crimson Sentry'

### Crimson Sentry Norway Maple ○

Zone 4-8 H 25-30' x W 15-18'

An upright, densely branched tree with glossy, deep purple foliage.

T0230 #20 cont. \$299.00

## Acer platanoides 'Pond'

### Emerald Lustre® Norway Maple ○

Zone 4-7 H 40-50' x W 40-50'

Fast growing Norway maple with a superior branching habit. Its large dark green leaves and broad, rounded crown will provide superior shade during those hot summer months. Attractive yellow fall color.

T0250 #15 cont. \$149.99

T0270 2" B&B \$329.00

T0280 2.5" B&B \$409.00

## Acer platanoides 'Princeton Gold'

### Princeton Gold® Norway Maple ○

Zone 4-7 H 35-40' x W 20-25'

An attractive Norway maple with a narrow, oval crown and golden/yellow foliage that holds well throughout summer. Stunning accent plant when mixed with green or red foliage.

T0312 #20 cont. \$299.00

## Acer platanoides 'Royal Red'

### Royal Red Norway Maple ○

Zone 4-7 H 30-40' x W 25-35'

Attractive glossy, maroon red foliage all summer long. Straight trunks with a nice full crown.

T0320 #10 cont. \$159.99

T0325 #20 cont. \$299.00

T0338 1.75" B&B \$359.00

T0340 2" B&B \$399.00

○= Full Sun   ◎= Part Shade   ●= Shade loving



**Acer platanoides 'Variegatum'**

**Variegated Norway Maple** ○◎

Zone 4-7 H 35-40' x W 25-30'

Interesting form of Norway maple with sharply variegated foliage; a good specimen plant for the front yard with yellow fall color.

T0361 #20 cont. \$299.00

**Acer pseudosieboldianum**

**Korean Maple** ○◎

Zone 4-7 H 15-20' x W 12-15'

This is a lovely little maple for small spaces, will perform best in a protected site with moist, well-drained soil in part to full sun. Pretty, multi-lobed leaves that develop yellow to orange to red fall color.

T0372 #10 CLP cont. \$129.99

T0373 #20 CLP cont. \$269.00

**Acer x pseudosieboldianum 'IsIAJ'**

**Arctic Jade® Maple** ○◎

Zone 4-8 H 15-20' x W 15-20'

A cross between Korean and Japanese maples combining the hardiness of Korean maple with the appearance of Japanese maple. The broad, upright form turns a mixture of orange and red tones in autumn.

T0397 #6 TF cont. \$209.00

T0400 #15 TF cont. \$529.00

**Acer x pseudosieboldianum 'IsiFinFi'**

**Final Fire® Maple** ○◎

Zone 4-8 H 20-25' x W 15-20'

New growth shows pastel colors of yellow, pink, and green. Fall color is spectacular, orange tones changing to wine red and finishing fire engine red.

T0400.5 #15 cont. \$529.00

**Acer x pseudosieboldianum 'IsIID'**

**Ice Dragon® Maple** ○◎

Zone 4-8 H 6-8' x W 8-10'

Fine, deeply divided leaves emerge with an orange red blush and quickly turn to a green. The wide spreading, undulating branches provide an interesting structural element in winter. Fall color is a pleasant blend of yellow, orange, and red.

T0401 #6 TF cont. \$299.00

T0402 #15 TF cont. \$599.00

**Acer x pseudosieboldianum 'IsINW'**

**North Wind® Maple** ○◎

Zone 4-8 H 15-20' x W 15-20'

A hybrid between Japanese and Korean maple, featuring reddish orange new growth that changes to green by midsummer before changing to flaming orange scarlet in fall. Highly ornamental, hardy small tree.

T0408 #7 TF cont. \$209.00

T0410 #15 TF cont. \$529.00

**Acer pseudosieboldianum x palmatum 'Hasselkus'**

**Northern Glow® Maple** ○◎

Zone 4-8 H 15-20' x W 18-24'

A hybrid cross of Japanese and Korean maples sporting green, palmate foliage that emerges bronze, becoming bright orange-red to deep red in the fall. Initially upright in growth, it gradually achieves a graceful spreading form.

T0415 #20 cont. \$269.00

**AVAIL 9/1**

**Acer rubrum 'JFS-KW78'**

**Armstrong Gold® Red Maple PP25.301** ○

Zone 4-8 H 35-40' x W 10-12'

An improved selection of 'Armstrong', develops into a fast growing, upright tree with orange-yellow fall color. Narrow, upright form is perfect for street planting.

T0417 #20 cont. \$299.00

T0418 1.75" B&B \$369.00

T0419 2" B&B \$429.00


T0420 2.5" B&B \$529.00



Variegated Norway Maple



Arctic Jade® Maple



Korean Maple



Final Fire® Maple




Ice Dragon® Maple



North Wind® Maple



Armstrong Gold® Red Maple



Northern Glow® Maple

○= Full Sun ◎= Part Shade ●= Shade loving





Autumn Radiance® Red Maple



Autumn Spire Red Maple

**Acer rubrum 'Autumn Radiance'**  
[Autumn Radiance® Red Maple](#) ○◎

Zone 4-7 H 40-50' x W 30-40'  
 This red maple has a good, open, rounded form with a strong branch structure. Excellent, vivid orange red fall foliage that develops earlier than other maples and lasts for an extended period.  
 T0425 #20 cont. \$299.00  
 T0430 2" B&B \$389.00  
 T0435 2.5" B&B \$499.00  
 T0436 3" B&B \$569.00

**Acer rubrum 'Autumn Spire'**  
[Autumn Spire Red Maple](#) ○

Zone 3-7 H 40-50' x W 20-25'  
 A very hardy selection with early red fall color. Develops into a broadly columnar tree.  
 T0440 2" B&B \$389.00



Brandywine Red Maple



Burgundy Belle® Red Maple

**Acer rubrum 'Brandywine'**  
[Brandywine Red Maple](#) ○


Zone 4-7 H 35-40' x W 25-30'  
 A National Arboretum introduction with an upright, oval form and long lasting, deep red fall color. A seedless male cultivar.  
 T0452 #10 cont. \$159.99  
 T0453 #20 cont. \$299.00  
 T0455 2" B&B \$389.00  
 T0456 2.5" B&B \$469.00

**Acer rubrum 'Magnificent Magenta'**  
[Burgundy Belle® Red Maple](#) ○◎

Zone 4-8 H 40-50' x W 30-35'  
 A broad, upright form of red maple with very beautiful burgundy red fall color. Tolerates heat and drought well.  
 T0457 #10 cont. \$159.99  
 T0460 2" B&B \$399.00  
 T0461 2.5" B&B \$449.00



Northwood Red Maple



Red Rocket Red Maple

**Acer rubrum 'Northwood'**  
[Northwood Red Maple](#) ○◎

Zone 3-8 H 40-50' x W 30-40'  
 A choice selection of red maple with a beautiful rounded crown, an excellent growth habit, and good fall color in primarily shades of yellow and orange.  
 T0492 #20 cont. \$299.00  
 T0495 1.75" B&B \$369.00  
 T0500 2" B&B \$409.00  
 T0510 2.5" B&B \$509.00

**Acer rubrum 'Red Rocket'**  
[Red Rocket Red Maple](#) ○


Zone 4-7 H 30-35' x W 10-12'  
 A narrow, upright cultivar with very bright orange red to red fall color. Selected by the National Arboretum from a northern Minnesota seed source.  
 T0528 #10 cont. \$209.00  
 T0530 #20 cont. \$299.00  
 T0532 2" B&B \$399.00

**Acer rubrum 'Franksred'**  
[Red Sunset® Red Maple](#) ○◎

Zone 4-7 H 40-50' x W 30-40'  
 This dense, upright red maple retains its leaves and red fall color longer than most other selections. In summer, the tree is covered with heavy textured, bright green leaves. Excellent choice for streets or lawns.  
 T0540 #25 cont. \$379.00  
 T0560 2" B&B \$399.00  
 T0570 2.5" B&B \$499.00  
 T0571 3" B&B \$529.00



Red Sunset® Red Maple



First Editions® Scarlet Jewell™ Red Maple

**Acer rubrum 'Bailcraig'**  
[First Editions® Scarlet Jewell™ Red Maple](#) ○◎

Zone 3-7 H 40-50' x W 25-30'  
 Form is full and upright with symmetrical branching and good resistance to frost cracking. Shows very early fall color of consistent, deep crimson.  
 T0580 2" B&B \$399.00  
 T0581 2.5" B&B \$459.00

○= Full Sun   ◎= Part Shade   ●= Shade loving



**Acer saccharum 'Barrett Cole'**

**Apollo® Sugar Maple** ○○

Zone 4-7 H 25-30' x W 10-12'

Compact, narrow columnar maple with dark green foliage. Resistant to Japanese beetle. Beautiful fall color in mixed shades of yellow, orange, and red.

T0598 #20 cont. \$329.00



Apollo® Sugar Maple

**Acer saccharum 'Bailsta'**

**Fall Fiesta® Sugar Maple** ○○

Zone 3-7 H 50-60' x W 40-50'

Rapid grower with thick, glossy green leaves that are tatter resistant. Excellent fall color with vivid shades of orange and red.

T0609 #7 cont. \$169.99

T0610 #10 cont. \$169.99


T0615 #20 cont. \$299.00

T0620 #25 cont. \$409.00

T0640 2" B&B \$449.00

T0650 2.5" B&B \$529.00

T0651 3" B&B \$569.00



Fall Fiesta® Sugar Maple



Green Mountain® Sugar Maple

**Acer saccharum 'Green Mountain'**

**Green Mountain® Sugar Maple** ○○

Zone 4-7 H 40-60' x W 35-40'

Thick leaves covered with waxy coating help this tree retain fresh green color even in dry, windy summer conditions. Good selection for parking areas or southern exposures. Orange/scarlet fall color.

T0697 #10 cont. \$169.99

T0699 #20 cont. \$299.00

T0720 2" B&B \$449.00

T0730 2.5" B&B \$529.00

T0733 3" B&B \$549.00



Hot Wings® Tatarian Maple

**Acer tataricum 'GarAnn'**

**Hot Wings® Tatarian Maple PP15.023** ○

Zone 3-6 H 20-25' x W 15-20'

A small, upright, spreading maple similar in habit to Amur maple. Abundant, bright red seeds in late summer followed by yellow to red fall foliage color. A good replacement for Acer ginnala.

T0740 #10 cont. \$159.99

T0742 1.75" B&B \$379.00



Autumn Splendor Buckeye

**Aesculus | Horsechestnut, Buckeye**

**Aesculus x arnoldiana 'Autumn Splendor'**

**Autumn Splendor Buckeye** ○○

Zone 3-7 H 25-35' x W 25-30'

Flowers are yellow red 6" panicles at the ends of branches. Dark green shiny leaves are scorch resistant and turn vivid maroon red in fall. Once the tree is established, it is a good grower.

T0780 #10 cont. \$169.99

T0785 #20 cont. \$299.00

T0794 1.75" B&B \$369.00

T0795 2" B&B \$399.00

T0796 2.5" B&B \$449.00



Ohio Buckeye

**Aesculus glabra**

**Ohio Buckeye** ○○

Zone 3-7 H 20-40' x W 20-40'

Adaptable, tough tree with compound leaves that turn various shades of yellow, orange, and red in the fall.

T0808 #10 cont. \$149.99

**Aesculus glabra 'J.N. Select'**


**Early Glow™ Ohio Buckeye** ○○

Zone 4-7 H 25-30' x W 15-20'


Dark green, lustrous foliage turns bright red in the fall. More disease resistant than the species with little fruit production.

T0810 #20 cont. \$299.00

T0812 2" B&B \$399.00



Early Glow™ Ohio Buckeye



Homestead Buckeye

**Aesculus x 'Homestead'**

**Homestead Buckeye** ○○

Zone 3-7 H 30-35' x W 20-25'

A low branched, rounded cultivar producing panicles of sterile, yellowish red flowers in late spring. Yellow to orange fall color.

T0820 2" B&B \$399.00

○= Full Sun    ⊙= Part Shade    ●= Shade loving



Prairie Horizon® Alder



Autumn Brilliance® Serviceberry



Spring Flurry® Serviceberry



River Birch



Heritage® Birch

## Alnus | Alder

### Alnus hirsuta 'Harbin'

#### [Prairie Horizon® Alder](#) ○

Zone 4-7 H 30-40' x W 20-30'

A fast growing selection sporting a strong central leader and pyramidal form with dark green leaves and attractive purple catkins. This North Dakota selection has good drought tolerance. Fall color is a respectable yellow.

T0845 #10 cont. \$119.99

T0846 #20 cont. \$209.00

T0847 1.5" B&B \$269.00

T0847.1 1.75" B&B \$299.00

T0847.2 2" B&B \$309.00

## Amelanchier | Serviceberry

### Amelanchier x grandiflora 'Autumn Brilliance'

#### [Autumn Brilliance® Serviceberry](#) ○◎

Zone 3-8 H 20-25' x W 15-18'

One of the loveliest small trees for Minnesota. Clouds of white blossoms in May, sweet, edible fruits are bird magnets, blue-green leaves with brilliant red fall color and attractive gray bark. Foundation, accent, border, or screen plant.

T0870AP #7 CLP cont. \$69.99

T0880 #10 CLP cont. \$99.99

T0905 #20 CLP cont. \$179.99

T0915 #10 TF cont. \$179.99

T0917 #20 TF cont. \$299.00

T0919 1.5" B&B \$369.00

T0920 1.75" B&B \$409.00

T0925 2" B&B \$449.00

T0925.5 2.25" B&B \$529.00

T0926 2.5" B&B \$569.00

T0930 5' CLP B&B \$289.00

T0940 6' CLP B&B \$329.00

T0950 7' CLP B&B \$409.00

T0955 8' CLP B&B \$569.00

### Amelanchier laevis 'JFS-Arb'

#### [Spring Flurry® Serviceberry PP15.304](#) ○◎

Zone 4-8 H 20-25' x W 15-20'

Forms an upright, pyramidal shape with a strong central leader. White flowers cover the branches in spring followed by edible purplish blue fruits in summer. Orange-red fall color.

T0990 #15 cont. \$249.00

T1000 1.75" B&B \$409.00

T1001 2" B&B \$449.00

T1002 2.5" B&B \$469.00

## Betula | Birch

### Betula nigra

#### [River Birch](#) ○◎

Zone 4-8 H 40-50' x W 30-40'

A beautiful landscape tree with rich, reddish brown, exfoliating bark.

Resistant to bronze birch borer. Beautiful golden fall color; prefers moist soil.

T1020 #15 TF cont. \$119.99

T1021 #25 TF cont. \$229.00

T1023 #15 CLP cont. \$129.99

T1024 #25 CLP cont. \$259.00

T1030 2" B&B \$309.00

T1035 2.5" B&B \$369.00

T1037 3" B&B \$399.00

T1040 8' CLP B&B \$319.00

T1050 10' CLP B&B \$369.00

T1060 12' CLP B&B \$399.00

T1061 14' CLP B&B \$469.00

### Betula nigra 'Cully'

#### [Heritage® Birch](#) ○◎

Zone 4-8 H 40-50' x W 30-40'

Oval-shaped, vigorous grower. Exfoliating bark is lighter than typical River Birch. Resistant to bronze birch borer.

T1063 10' CLP B&B \$369.00

T1064 12' CLP B&B \$419.00

○= Full Sun ◎= Part Shade ●= Shade loving



**Betula nigra 'Shiloh Splash'**

**Shiloh Splash River Birch PP16,362** ○◎

Zone 4-8 H 25-30' x W 15-20'

A specimen tree with striking white margins on the medium green leaves. Maintains the characteristic exfoliating bark typical of river birch. Yellow fall color.  
T1033 #10 TF cont. \$179.99  
T1034 #15 TF cont. \$209.00

**Betula papyrifera 'Varen'**

**Prairie Dream® Paper Birch PP15,768** ○◎

Zone 2-7 H 30-40' x W 25-30'

A very hardy, stress tolerant selection from North Dakota. Attractive exfoliating white bark and golden yellow fall color. Good resistance to bronze birch borer.

T1065.8 #15 TF cont. \$149.99  
T1075 #15 CLP cont. \$159.99  
T1076.5 1.75" B&B \$299.00  
T1077 2" B&B \$329.00  
T1079 8' CLP B&B \$299.00  
T1080 10' CLP B&B \$369.00  
T1081 12' CLP B&B \$499.00

**Betula platyphylla 'Fargo'**

**Dakota Pinnacle® Birch** ○◎

Zone 3-7 H 30-40' x W 10-12'

Tree selected for its narrow, columnar habit. The bark matures to a yellow white. Tolerant of heat, drought, and alkaline soils.

T1132 #10 TF cont. \$139.99  
T1135 #20 TF cont. \$229.00  
T1150 1.75" B&B \$329.00  
T1151 2" B&B \$399.00  
T1152 2.5" B&B \$409.00  
T1153 3" B&B \$429.00

**Betula platyphylla 'Jefpark'**

**First Editions® Parkland Pillar® Birch PP25,468** ○

Zone 3-7 H 35-40' x W 6-7'

A fast growing selection with an extremely narrow, dense form. White bark and foliage that turns golden yellow in the fall.

T1158 #7 cont. \$149.99  
T1159 #10 cont. \$159.99  
T1160 #20 cont. \$249.00  
T1161 #25 cont. \$349.00

**Betula 'Penci-2'**

**Royal Frost® Birch** ○

Zone 4-7 H 35-40' x W 15-20'

Striking selection of birch with burgundy-red foliage contrasted with white bark. Much faster growing than 'Crimson Frost'.

T1170 #15 CLP cont. \$149.99  
T1180 8' CLP B&B \$349.00  
T1185 10' CLP B&B \$369.00

**Betula populifolia 'Whitespire'**

**Whitespire Birch** ○

Zone 4-7 H 30-40' x W 20-25'

Relaxed pyramidal form. Resistant to bronze birch borer, smooth white bark. Nice choice for the home landscape. Tolerates high pH.

T1187.5 #15 TF cont. \$129.99  
T1187.7 #25 TF cont. \$229.00  
T1190 #15 CLP cont. \$139.99  
T1192 #25 CLP cont. \$259.00  
T1201 1.75" B&B \$329.00  
T1202 2" B&B \$349.00  
T1203 2.5" B&B \$389.00  
T1210 8' CLP B&B \$309.00  
T1220 10' CLP B&B \$369.00  
T1222 12' CLP B&B \$399.00  
T1223 14' CLP B&B \$429.00



Shiloh Splash River Birch



Prairie Dream® Paper Birch



Dakota Pinnacle® Birch



First Editions® Parkland Pillar® Birch



Royal Frost® Birch



Whitespire Birch

○= Full Sun   ◎= Part Shade   ●= Shade loving





Blue Beech



Fire King™ Blue Beech



Firespire® Blue Beech



Rising Fire® Blue Beech



Northern Catalpa



Common Hackberry



Prairie Sentinel® Hackberry

## Carpinus | Blue Beech, American Hornbeam

### Carpinus caroliniana

#### Blue Beech ○◎

Zone 3-9 H 20-30' x W 15-20'

A small native tree with handsome, smooth, blue-gray bark and orange-red fall color. The trunk develops an unusual twisted look to it. This plant thrives in heavy, wet, clay soil.

T1266 #10 cont. \$179.99

T1268 #20 cont. \$319.00

T1270 1.75" B&B \$429.00

T1280 2" B&B \$469.00

### Carpinus caroliniana 'J.N. Select A'

#### Fire King™ Blue Beech ○◎

Zone 4-8 H 15-20' x W 15-20'

A native selection showing consistent, beautiful orange red fall color and a fast growth rate. Upright growth habit when young, becomes rounded with age.

T1282 #20 cont. \$319.00

### Carpinus caroliniana 'J.N. Upright'

#### Firespire® Blue Beech ○◎

Zone 4-8 H 15-20' x W 8-10'

An outstanding upright form with gorgeous, fiery orange and red colors in autumn. A good screening plant or specimen plant that will grow in sun or shade.

T1285 #20 cont. \$319.00

### Carpinus caroliniana 'Uxbridge'

#### Rising Fire® Blue Beech ○◎

Zone 4-8 H 25-30' x W 12-15'

A columnar selection with bright red and orange fall foliage. Grows vigorously with good cold hardiness.

T1295 #20 cont. \$319.00

## Catalpa

### Catalpa speciosa

#### Northern Catalpa ○

Zone 4-7 H 50-60' x W 35-40'

A fast growing, upright tree with ascending branches and large, heart-shaped leaves. This large shade tree produces fragrant flowers in June.

T1310 #20 cont. \$209.00

T1319 2" B&B \$369.00

T1320 2.5" B&B \$399.00

## Celtis | Hackberry

### Celtis occidentalis

#### Common Hackberry ○

Zone 2-7 H 40-50' x W 40-50'

Interesting rough, corky bark, and yellowish fall foliage; spreading, rounded form. Very tough and adaptable tree.

T1330 #10 cont. \$129.99

T1334 #20 cont. \$269.00

T1335 #25 cont. \$359.00

T1350 2" B&B \$389.00

T1360 2.5" B&B \$469.00

T1370 3" B&B \$569.00

### Celtis occidentalis 'JFS-KSU1'

#### Prairie Sentinel® Hackberry ○

Zone 4-8 H 40-45' x W 10-12'

A narrow, upright selection with excellent heat and drought tolerance.

T1373.2 2" B&B \$369.00

T1373.4 2.5" B&B \$499.00

○= Full Sun ◎= Part Shade ●= Shade loving



**Cercis | Redbud**

**Cercis canadensis (MN strain)**

**Eastern Redbud** ○◎

Zone 4-9 H 15-25' x W 15-20'

Tiny purplish-pink flowers adorn this small, vase-shaped tree in early spring before the leaves emerge. Seed pods form on older trees and provide winter interest. This plant does best in moist but well drained soil and is pH adaptable.

- T1376 #10 TF cont. \$179.99
- T1378 #20 TF cont. \$279.00
- T1381 #10 CLP cont. \$179.99
- T1383 #20 CLP cont. \$279.00
- T1395 1.75" B&B \$349.00
- T1396 2" B&B \$379.00
- T1405 6' CLP B&B \$349.00
- T1406 7' CLP B&B \$389.00

**Chionanthus | Fringetree**

**Chionanthus virginicus**

**White Fringetree** ○◎

Zone 4-9 H 12-20' x W 12-20'

This small native tree is covered with fragrant white flowers in spring creating a soft, cloud-like appearance. Blue fruits may follow. Plant in moist, well drained soil. Spreading vase shape and usually multi stemmed. Attracts birds.

- T1415 #10 CLP cont. \$149.99

**Cladrastis | Yellowwood**

**Cladrastis lutea**

**American Yellowwood** ○◎

Zone 4-8 H 30-35' x W 20-30'

This medium sized native tree is spectacular in summer with large, fragrant white panicles of pea-like flowers. Named after the yellow color of its heartwood, this is a beautiful specimen tree with yellow fall color.

- T1440 #10 cont. \$179.99
- T1444 1.75" B&B \$379.00
- T1445 2" B&B \$469.00

**Cornus | Dogwood**

**Cornus alternifolia 'Wstackman'**

**Golden Shadows™ Pagoda Dogwood** Part Shade●

Zone 3-7 H 10-15' x W 10-15'

Brilliant foliage and layered branching make this a standout. Variegated golden foliage glows through the summer, new growth shows tints of red, fall foliage is red and purple.

- T1458AP #3 CLP cont. \$52.99
- T1460 #7 CLP cont. \$76.99
- T1462 #15 CLP cont. \$179.99


**Cornus alternifolia**

**Pagoda Dogwood** ○◎

Zone 3-7 H 15-20' x W 15-20'

Pale yellow flowers in May, followed by dark fruits that birds love. Fall foliage is maroon red. A small tree with irregularly tiered branches, very open, delicate, and graceful, gives it an oriental garden look. Good understory tree; best in part shade.

- T1498 #7 TF cont. \$69.99
- T1500 #15 TF cont. \$149.99
- T1510 #25 TF cont. \$239.00
- T1490 #10 CLP cont. \$89.99
- T1492 #25 CLP cont. \$239.00
- T1515 1.5" B&B \$349.00
- T1520 1.75" B&B \$369.00
- T1525 2" B&B \$409.00
- T1530 5' CLP B&B \$269.00
- T1540 6' CLP B&B \$289.00
- T1545 7' CLP B&B \$329.00



Eastern Redbud



White Fringetree



American Yellowwood




Golden Shadows™ Pagoda Dogwood



Pagoda Dogwood

○= Full Sun ◎= Part Shade ●= Shade loving





Burgundy Lace European Filbert



Turkish Filbert

**Corylus | Filbert**

**Corylus avellana 'Burgundy Lace'**  
**Burgundy Lace European Filbert PP28,216** ○◎

Zone 4-8 H 16-20' x W 16-20'  
 Foliage emerges wine red before maturing bronze green. Sharply serrated and textured leaves along with an upright, spreading habit add up to a splendid small ornamental tree.  
 T1590 #10 cont. \$229.00 **NEW! AVAIL 9/1**

**Corylus colurna**  
**Turkish Filbert** ○◎

Zone 4-7 H 40-50' x W 25-35'  
 A hardy and lightly adaptable tree with dark green, heavy textured leaves. Few pest or disease issues.  
 T1600 3" B&B \$469.00

**Crataegus | Hawthorn**

**Crataegus crus-galli inermis**  
**Thornless Cockspur Hawthorn** ○

Zone 4-7 H 15-20' x W 15-20'  
 One of the finest small ornamental trees for Minnesota. Rounded, spreading crown with leathery, glossy, dark green leaves. Tree is smothered in June with pretty white flowers. Good orange fall color and red fruit. Very few pest problems.  
 T1649 #7 cont. \$129.99  
 T1650 #10 cont. \$149.99  
 T1652 #20 cont. \$269.00  
 T1670 1.5" B&B \$349.00  
 T1680 1.75" B&B \$399.00  
 T1690 2" B&B \$419.00  
 T1710 6' CLP B&B \$329.00



Thornless Cockspur Hawthorn



Ginkgo

**Fraxinus | Ash**

Because of the Emerald Ash Borer, Gertens will no longer carry Green Ash (*F. pennsylvanica*). However, Mountain Ash, which are not affected by Emerald Ash Borer, will be available and are found under Sorbus.

**Ginkgo | Maidenhair Tree**

**Ginkgo biloba**  
**Ginkgo** ○◎

Zone 4-8 H 40-60' x W 40-50'  
 A long lived tree with an open, upright growth habit. Very tolerant of urban conditions. The green, deeply lobed leaves turn a bright yellow fall color. Slow to moderate growth.  
 T1945 2" B&B \$499.00

**Ginkgo biloba 'Autumn Gold'**  
**Autumn Gold Ginkgo** ○◎

Zone 4-8 H 40-50' x W 25-35'  
 Male selection of ginkgo tree with a nice conical form. Good yellow fall color.  
 T1940 #10 cont. \$219.00  
 T1942 #20 cont. \$329.00  
 T1946.4 1.75" B&B \$499.00  
 T1946.6 2" B&B \$569.00

**Ginkgo biloba 'Blagon'**  
**Goldspire™ Ginkgo PPAF** ○◎


Zone 4-9 H 30-35' x W 10-12'  
 A dense, columnar male selection with curled leaves that turn wonderful yellow shades in the fall.  
 T1947 #20 cont. \$339.00

**Ginkgo biloba 'Jade Butterfly'**  
**Jade Butterfly Ginkgo** ○◎


Zone 4-9 H 12-15' x W 8-10'  
 A slow growing, dwarf, male cultivar featuring a densely branched, vase shaped form. Golden yellow fall color for restricted spaces.  
 T1947.5 #6 cont. \$249.00 **NEW! AVAIL 5/15**



Autumn Gold Ginkgo



Goldspire™ Ginkgo



Jade Butterfly Ginkgo

○= Full Sun ◎= Part Shade ●= Shade loving



## Ginkgo biloba 'Magyar'

### [Magyar Ginkgo](#) ○◎

Zone 4-8 H 40-50' x W 20-25'

A narrow, pyramidal tree with a strong central leader and well spaced branches. A grafted male selection with bright green leaves and brilliant gold fall color. Faster growing selection that can adapt to very adverse conditions.

T1948 #20 cont. \$339.00

T1949 1.75" B&B \$499.00

T1950 2" B&B \$569.00

## Ginkgo biloba 'Mariken'

### [Mariken Ginkgo](#) ○

Zone 4-8 H 6-8' x W 6-8'

A dwarf selection with dense foliage on a flat, spreading form. Yellow fall color.

T1953 #3 cont. \$99.99

T1954 #6 cont. \$179.99

T1955 #10 cont. \$269.00

## Ginkgo biloba 'Princeton Sentry'

### [Princeton Sentry® Ginkgo](#) ○◎

Zone 4-8 H 40-50' x W 15-20'

Narrow conical, upright form. Leaves turn golden yellow in autumn. Excellent selection for urban areas. Fruitless male selection.

T1960 #20 cont. \$339.00

T1961 1.75" B&B \$499.00

T1961.1 2" B&B \$569.00

T1961.2 2.5" B&B \$629.00

## Ginkgo biloba 'The President'

### [Presidential Gold® Ginkgo](#) ○

Zone 4-8 H 40-50' x W 30-35'

An outstanding male cultivar with a strong central leader and good branching, eventually forming a dense, upright crown. Nice, bright yellow fall color.

T1963 #7 cont. \$229.00

T1964 #15 cont. \$319.00

## Gleditsia | Honeylocust

### Gleditsia triacanthos var. inermis 'Impcole'

#### [Imperial® Honeylocust](#) ○◎

Zone 4-7 H 30-35' x W 30-35'

A shorter statured cultivar with a strong, spreading form. Bright green foliage becomes a rich yellow with the turning of the seasons.

T1965 2" B&B \$369.00

T1966 2.5" B&B \$499.00

### Gleditsia triacanthos var. inermis 'Harve'

#### [Northern Acclaim® Honeylocust](#) ○◎

Zone 3-7 H 35-45' x W 30-35'

An introduction from North Dakota featuring superior winter hardiness.

Upright form becomes more rounded with maturity. Seedless selection with golden yellow fall color.

T1969 #10 cont. \$159.99

T1970 #20 cont. \$269.00

T1972 2" B&B \$369.00

T1974 2.5" B&B \$499.00

### Gleditsia triacanthos var. inermis 'Shademaster'

#### [Shademaster® Honeylocust](#) ○

Zone 4-7 H 40-50' x W 35-40'

Rich green foliage turns yellow in the fall. A rapid grower, forms a rounded crown over time.

T1976.5 #10 cont. \$159.99

T1977 2" B&B \$369.00

T1978 2.5" B&B \$469.00

### Gleditsia triacanthos var. inermis 'Skycole'

#### [Skyline® Honeylocust](#) ○◎

Zone 4-7 H 40-50' x W 30-35'

Distinctly pyramidal with nicely shaped crown; thornless and seedless. Excellent choice for producing filtered sun, light shade. Golden fall color.

T1979 #10 cont. \$149.99

T1981 #20 cont. \$269.00

T1995 1.75" B&B \$369.00

T2000 2" B&B \$389.00

T2010 2.5" B&B \$499.00

T2015 3" B&B \$569.00



Magyar Ginkgo




Mariken Ginkgo



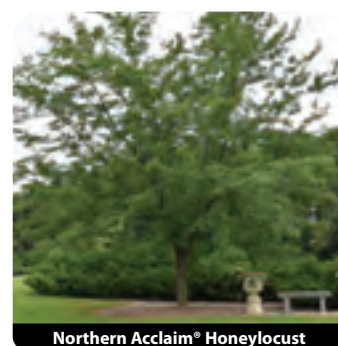
Princeton Sentry® Ginkgo




Presidential Gold® Ginkgo




Imperial® Honeylocust



Northern Acclaim® Honeylocust



Shademaster® Honeylocust




Skyline® Honeylocust

○= Full Sun ◎= Part Shade ●= Shade loving





Street Keeper® Honeylocust



Sunburst® Honeylocust



Kentucky Coffeetree

### Gleditsia triacanthos var. inermis 'Draves'

#### Street Keeper® Honeylocust ○

Zone 4-7 H 40-45' x W 15-20'

An excellent boulevard tree with a narrow, upright pyramidal form. Fine textured foliage turns yellow in fall.

T2018 2.5" B&B \$409.00

T2018.5 3" B&B \$449.00

### Gleditsia triacanthos var. inermis 'Suncole'

#### Sunburst® Honeylocust ○◎

Zone 4-7 H 35-40' x W 20-25'

Smaller than 'Skyline' and with an irregularly rounded crown. Yellow new growth matures to deep green. Casts filtered shade, seedless.

T2019 #10 cont. \$159.99

T2030 2" B&B \$429.00

T2031 2.5" B&B \$499.00

## Gymnocladus | Coffeetree

### Gymnocladus dioicus

#### Kentucky Coffeetree ○

Zone 4-7 H 40-50' x W 35-40'

A tough, adaptable tree with coarse, stout branches and deeply furrowed bark. The large dark green leaves turn golden yellow in fall. A good shade tree for south or west side planting as its coarse nature lets in plenty of winter sun.

T2045 #10 cont. \$159.99

T2047 #20 cont. \$269.00

T2055 2" B&B \$369.00

T2060 2.5" B&B \$529.00

T2060.1 3" B&B \$569.00

### Gymnocladus dioicus 'Espresso-JFS'

#### Espresso™ Kentucky Coffeetree ○

Zone 4-8 H 40-50' x W 35-40'

A male seedless cultivar selected for its improved branching. Trees are more upright and vase-shaped than the species.

T2053 #20 cont. \$299.00

T2061 2" B&B \$429.00

T2061.5 2.5" B&B \$529.00

### Gymnocladus dioicus 'UMNSynergy'

#### True North™ Kentucky Coffeetree ○

Zone 4-8 H 50-60' x W 35-40'

A male selection from the University of Minnesota, possesses an elm-like upright, vase shaped form. Bluish green leaves turn yellow in autumn.

Tolerant to urban conditions.

T2058 #10 cont. \$159.99

T2059 #20 cont. \$299.00

T2062 1.5" B&B \$329.00


T2062.3 1.75" B&B \$369.00

T2062.5 2" B&B \$429.00

AVAIL 9/1



Espresso™ Kentucky Coffeetree



True North™ Kentucky Coffeetree



First Editions® Berry White® Hydrangea

## Hydrangea

### Hydrangea paniculata 'Renba'

#### First Editions® Berry White® Hydrangea - Tree Form PP28.509 ○◎

Zone 3-8 H 6-7' x W 4-5'

Strong, upright stems hold the large, cone shaped flower panicles upright throughout the season. Flowers start out white then quickly change to deep pink, providing a bicolor effect to the cluster.

T2062.9 #10 TF cont. \$179.99

T2062.95 1.5" OR 30" HD B&B \$399.00

### Hydrangea paniculata 'SMHPFL'

#### Firelight® Hydrangea - Tree Form PP25.135 ○◎

Zone 3-8 H 6-8' x W 4-6'

Thick, sturdy stems hold the amazing, upright flower panicles that emerge white, fade to pink, and finish a rich pomegranate red.

T2063 #10 TF cont. \$189.99



Firelight® Hydrangea

○= Full Sun ◎= Part Shade ●= Shade loving



## Hydrangea paniculata 'Limelight'

[Limelight Hydrangea – Tree Form PP12.874](#) ○◎

Zone 3-8 H 6-8' x W 5-7'

Large panicles of lime green flowers on sturdy branches remain upright through the bloom season. Flowers turn from lime green to various shades of pink as they mature. Good robust grower.

T2065 #7 TF cont. \$159.99

T2066 #10 TF cont. \$189.99

T2066.3 #15 TF cont. \$239.00

T2067 1.5" OR 30" HD B&B \$399.00

T2068 1.75" OR 36" HD B&B \$399.00

## Hydrangea paniculata 'Phantom'

[Phantom Hydrangea – Tree Form](#) ○◎

Zone 4-8 H 6-8' x W 6-8'

An impressive, large selection with massive, cone shaped, dense panicles of white flowers. Unopened flowers are yellowish, imparting a yellow highlight to the flower panicle. Strong, substantial stems support the huge flowers.

T2092 #10 TF cont. \$179.99

T2092.2 #15 TF cont. \$199.99

## Hydrangea paniculata 'Pink Diamond'

[Pink Diamond Hydrangea – Tree Form](#) ○◎

Zone 4-8 H 6-8' x W 6-8'

Huge (up to 10") flower panicles have pink flower buds that open white in late summer then quickly mature to a rich, deep pink. A beautiful specimen for the landscape.

T2100 #10 TF cont. \$179.99

T2101 #15 TF cont. \$199.99

T2094 1.5" OR 30" HD B&B \$399.00

T2095 1.75" OR 48" B&B \$399.00

## Hydrangea paniculata 'DVPinky'

[Pinky Winky® Hydrangea – Tree Form PP16.166](#) ○◎

Zone 4-8 H 6-8' x W 6-8'

Flowers emerge white, quickly turn to pink, while still producing white flowers from the tip giving the panicle an attractive two-toned appearance.

T2102 #7 TF cont. \$159.99

T2102.5 #10 TF cont. \$189.99

## Hydrangea paniculata 'Bulk'

[Quick Fire® Hydrangea – Tree Form PP16.812](#) ○◎

Zone 4-8 H 6-8' x W 6-8'

White flowers are accented by red stems. Flowers mature to a deep pink. Earlier flowering selection is a robust, vigorous grower.

T2103 #7 TF cont. \$159.99

T2104 #10 TF cont. \$189.99

T2104.1 #15 TF cont. \$219.00

T2106 1.5" OR 30" HD B&B \$399.00

T2107 1.75" OR 36" HD B&B \$399.00

## Hydrangea paniculata 'Renhy'

[First Editions® Vanilla Strawberry™ Hydrangea – Tree Form PP20.670](#) ○◎

Zone 4-8 H 6-7' x W 4-5'

Enormous flower panicles emerge creamy white in mid summer, changing to pink and finally strawberry red. The continuous flowering means all different colors may be present on the same plant giving it a multi-colored appearance.

T2109 #7 TF cont. \$159.99

T2110 #10 TF cont. \$179.99


T2111 1.5" B&B \$399.00



Limelight Hydrangea



Phantom Hydrangea



Pink Diamond Hydrangea



Pinky Winky® Hydrangea



Quick Fire® Hydrangea



First Editions® Vanilla Strawberry™ Hydrangea

## Juglans | Walnut

### Juglans nigra

[Black Walnut](#) ○

Zone 4-9 H 50-60' x W 45-55'

Large deciduous tree with gray-black bark that is deeply furrowed. Strong flavored nuts are ready in October, excellent for baking. Wood is used to make furniture and cabinets.

T2130AP #3 cont. \$29.99

T2132AP #7 cont. \$56.99



Black Walnut

○= Full Sun ◎= Part Shade ●= Shade loving

Gertens: P: 651.450.1501 | F: 651.239.1316 | E: questions@gertens.com | W: gertens.com  
Landscape Project Desk P: 651.239.1315 \*Prices, sizes and availability are subject to change.





Amur Maackia



MaacNificent™ Maackia



Starburst Amur Maackia

## Maackia | Amur Maackia

### Maackia amurensis

#### Amur Maackia ○◎

Zone 3-8 H 20-30' x W 15-20'

A beautiful ornamental tree for smaller properties and street plantings. Leaves emerge silver, then mature a deep green. With age, the golden-brown bark becomes curly and exfoliating. White flower racemes in July-August.

T2155 #20 cont. \$299.00

T2159 1.75" B&B \$369.00

T2160 2" B&B \$399.00

### Maackia amurensis 'JFS-Schichtel'

#### MaacNificent™ Maackia ○◎

Zone 3-8 H 25-30' x W 18-22'

Vigorous grower with an upright, vase-shaped habit. Foliage emerges silvery green and produces creamy white flowers in early summer.

T2161 #10 cont. \$219.00

**NEW! AVAIL 5/15**

### Maackia amurensis 'Starburst'

#### Starburst Amur Maackia ○◎

Zone 3-8 H 20-25' x W 15-20'

Dark green foliage is topped by white flower clusters in mid summer. Uniform, upright vase-shaped form with a rounded crown.

T2165.3 1.75" B&B \$369.00

T2165.4 2" B&B \$389.00

## Magnolia

### Magnolia x 'Ann'

#### Ann Magnolia ○◎

Zone 4-7 H 8-10' x W 6-8'

This magnolia was bred for late bloom and forms a rounded mound that has leathery, deep green foliage. Pleasantly scented reddish-purple flowers emerge from tapered buds. Not unusual to get a rebloom in midsummer.

T2168 #5 TF cont. \$69.99

T2170 #10 TF cont. \$189.99

T2176 #5 CLP cont. \$69.99

T2179 #10 CLP cont. \$189.99

T2180.3 7' CLP B&B \$469.00

### Magnolia x 'Butterflies'

#### Butterflies Magnolia ○◎

Zone 5-8 H 15-20' x W 10-12'

Beautiful 4-5 inch rich, yellow, double flowers are held upright along the branches. Flowers in late spring to help avoid spring frosts.

T2181 #10 TF cont. \$189.99

T2182 #20 TF cont. \$269.00

### Magnolia x 'Elizabeth'

#### Elizabeth Magnolia ○◎

Zone 4-8 H 20-25' x W 12-15'

Tapered buds open to large primrose yellow blooms in spring. Fairly upright pyramidal growth habit.

T2185 #5 TF cont. \$149.99

T2186 #7 TF cont. \$239.00

T2198 7' CLP B&B \$469.00

### Magnolia x loebneri 'Ruth'

#### Spring Welcome® Magnolia ○◎

Zone 3-7 H 15-20' x W 15-20'

A very hardy selection with frost tolerant spring blossoms and clean, heat tolerant foliage. Large, white fragrant flowers develop from pink buds.

T2200 #10 CLP cont. \$189.99

**NEW! AVAIL 7/15**

### Magnolia kobus var. loebneri 'Leonard Messel'

#### Leonard Messel Magnolia ○◎

Zone 4-8 H 15-20' x W 15-20'

A large vigorous shrub or small tree; lovely soft pink flowers and leathery, dark green leaves. Early blooming.

T2210 #10 TF cont. \$189.99


T2230 #10 CLP cont. \$129.99

T2248 #20 CLP cont. \$259.00


T2249 #25 CLP cont. \$349.00




Ann Magnolia




Butterflies Magnolia



Elizabeth Magnolia



Spring Welcome® Magnolia



Leonard Messel Magnolia

○= Full Sun ◎= Part Shade ●= Shade loving



## Magnolia kobus var. loebneri 'Merrill'

### Merrill Magnolia ○◎

Zone 4-7 H 30-40' x W 20-30'

A large shrub or tree with large, fragrant, star-like white flowers. Grows faster and larger than Magnolia stellata.

T2265 #10 TF cont. \$189.99

T2290 #10 CLP cont. \$169.99

T2300 #20 CLP cont. \$259.00

T2301 #25 CLP cont. \$349.00



Merrill Magnolia



Royal Star Magnolia

## Magnolia kobus var. stellata 'Royal Star'

### Royal Star Magnolia ○◎

Zone 4-7 H 8-10' x W 8-10'

Dense, upright form becoming rounded with age. Starry white, fragrant flowers bloom early in spring.

T2318 #10 TF cont. \$189.99

T2319 #20 TF cont. \$279.00

T2320 #5 CLP cont. \$69.99

T2330 #10 CLP cont. \$129.99

T2350 #20 CLP cont. \$279.00

T2351 #25 CLP cont. \$329.00

T2356 5' CLP B&B \$329.00



First Editions® Centennial Blush Magnolia



Jane Magnolia

## Magnolia stellata 'Centennial Blush'

### First Editions® Centennial Blush Magnolia PP22,248 ○◎

Zone 4-9 H 12-18' x W 10-15'

A prolific producer of pretty, petite pink blooms in spring. The beautifully fragrant blooms create a fantastic display of light pink to usher in spring. Fall foliage is an attractive yellow bronze.

T2358 #10 TF cont. \$189.99

T2358.8 #5 CLP cont. \$109.99

T2359 #10 CLP cont. \$189.99

## Magnolia x 'Jane'

### Jane Magnolia ○◎

Zone 4-7 H 8-10' x W 6-8'

Compact ornamental tree with fragrant reddish-purple flowers and dark green leaves. A later bloomer that tends to avoid frost damage.

T2360 #10 CLP cont. \$169.99

T2361 #10 TF cont. \$189.99

T2366 6' CLP B&B \$349.00

## Magnolia liliflora x stellata 'Susan'


### Susan Magnolia ○◎

Zone 4-7 H 8-10' x W 8-10'


Compact magnolia with fragrant, dark pink flowers and thick, lustrous leaves. A later blooming magnolia that tends to avoid frost damage.

T2368 #5 CLP cont. \$69.99

T2369 #10 CLP cont. \$189.99



Susan Magnolia



Adirondack Flowering Crabapple

## Malus | Crabapple

### Malus 'Adirondack'

#### Adirondack Flowering Crabapple ○

Zone 4-8 H 15-18' x W 10-12'

Smaller selection of ornamental crabapple with an upright, oval crown and excellent disease resistance. Bright red buds open to waxy white flowers that turn to red-orange fruit.

T2423 1.75" B&B \$349.00

T2424 2" B&B \$369.00


### Malus 'Camzam'

#### Camelot® Flowering Crabapple ○

Zone 4-7 H 8-10' x W 8-10'

Compact with a rounded crown, fuchsia pink buds open to white flowers. Small burgundy fruits and disease resistant, dark green foliage.

T2430 #10 cont. \$119.99



Camelot® Flowering Crabapple



Coralburst® Flowering Crabapple

### Malus 'Coralcole'

#### Coralburst® Flowering Crabapple ○

Zone 3-7 H 8-10' x W 12-15'

A symmetrical small growing tree with a compact, rounded crown. Very scabresistant foliage and abundant, lovely, semi-double pink flowers.

T2519 1.75" B&B \$389.00

T2520 2" B&B \$429.00

○= Full Sun ◎= Part Shade ●= Shade loving





Dolgo Flowering Crabapple




Donald Wyman Flowering Crabapple



Emerald Spire® Flowering Crabapple



Firebird® Flowering Crabapple



First Editions® Gladiator™ Flowering Crabapple



Lollipop® Flowering Crabapple

### Malus 'Dolgo'

[Dolgo Flowering Crabapple](#) ○

Zone 2-7 H 20-25' x W 20-25'

Fragrant white spring blooms produce large, edible crimson fruit. Makes very good jelly and provides excellent food for deer and other wildlife.

T2524 #7 cont. \$119.99

T2530 2" B&B \$299.00

T2531 2.5" B&B \$349.00

### Malus 'Donald Wyman'

[Donald Wyman Flowering Crabapple](#) ○

Zone 4-7 H 15-20' x W 15-20'

Crown rounds out with maturity; white flowers, persistent red fruit; highly rated disease resistance.

T2539 1.75" B&B \$309.00

T2540 2" B&B \$349.00

### Malus 'Jefgreen'

[Emerald Spire® Flowering Crabapple PP23.863](#) ○

Zone 2-7 H 12-15' x W 5-6'

A slower growing cultivar with a narrow, upright form. Large pink blossoms have darker pink striping on the petals. Very hardy with good disease resistance.

T2547 #10 cont. \$169.99

T2548 #20 cont. \$239.00

T2549 1.5" B&B \$329.00

T2550 1.75" B&B \$329.00

T2550.5 2" B&B \$369.00

T2550.6 2.5" B&B \$399.00

### Malus sargentii 'Select A'

[Firebird® Flowering Crabapple](#) v ○

Zone 4-7 H 8-10' x W 6-8'

From Wisconsin, a scab-resistant dwarf sargentii-type crabapple. Slow growing with a nice globe-shaped crown, white flowers in spring and persistent dark red fruits for winter interest.

T2551 #20 cont. \$239.00

T2555 1.75" B&B \$349.00

T2556 2" B&B \$369.00

### Malus x adstringens 'Durleo'

[First Editions® Gladiator™ Flowering Crabapple PP20.167](#) ○

Zone 2-8 H 15-20' x W 8-10'

Bright pink flowers cover the upright, narrow form in spring followed by small, reddish purple fruit later in the summer. Disease resistant, glossy, bronze purple foliage looks clean and handsome all season.

T2558 #7 cont. \$109.99

T2559 #10 cont. \$149.99

T2559.2 #20 cont. \$209.00

T2559.5 1.5" B&B \$299.00

T2560 1.75" B&B \$319.00

T2560.5 2" B&B \$369.00

### Malus 'Lollizam'

[Lollipop® Flowering Crabapple](#) ○

Zone 4-7 H 8-10' x W 8-10'

A dwarf selection with a globe-shaped form. Trees are covered by white blossoms in spring which give way to golden fruit in fall. Good disease resistance.

T2575 1.75" B&B \$369.00

T2576 2" B&B \$399.00

○= Full Sun    ⊙= Part Shade    ●= Shade loving



## Malus 'Louisa'

### [Louisa Flowering Crabapple](#) ○

Zone 4-7 H 8-15' x W 10-18'

Attractive, pink flowered weeping crabapple. Good to excellent disease resistance. Dark green foliage and persistent yellow fruit. The weeping branching makes this tree a nice focal point in a garden landscape.

T2581 #20 cont. \$259.00

T2600 1.75" B&B \$349.00

T2610 2" B&B \$369.00

T2611 2.5" B&B \$399.00

## Malus 'Perfect Purple'

### [Perfect Purple Flowering Crabapple](#) ○

Zone 4-8 H 15-20' x W 15-20'

Gorgeous deep pink blossoms are followed by dark red fruit. Very hardy trees are clad in dark purple foliage throughout the growing season.

T2660 #20 cont. \$229.00

**NEW! AVAIL 9/1**

## Malus 'Malusquest'

### [Pink Sparkles® Flowering Crabapple PP12,482](#) ○

Zone 4-8 H 12-15' x W 10-12'

Compact, upright form becomes more pyramidal with age. Masses of pink flowers developing from crimson buds cover the tree in spring. Bright, cherry red fruit persists until spring. Very good disease resistance.

T2666 1.75" B&B \$329.00

T2667 2" B&B \$369.00

## Malus 'Pink Spires'

### [Pink Spires Flowering Crabapple](#) ○

Zone 2-7 H 15-20' x W 10-12'

Narrow, upright tree with abundant pink flowers, purplish-red fruit. Early to flower and blooms over an extended period. Very hardy with nice fall color.

T2669 #10 cont. \$149.99

T2671 #20 cont. \$209.00

T2679 1.5" B&B \$279.00

T2680 1.75" B&B \$309.00

T2690 2" B&B \$349.00

T2695 2.5" B&B \$409.00

## Malus ioensis 'Prairie Rose'

### [Prairie Rose Flowering Crabapple](#) ○

Zone 4-8 H 15-20' x W 15-18'

A beautiful selection with large, double, pink flowers that resemble miniature rosebuds. Virtually fruitless, making it a good choice for areas where litter is a concern.

T2697 #10 cont. \$149.99

T2698 1.5" B&B \$349.00

## Malus 'Prairifire'

### [Prairifire Flowering Crabapple](#) ○

Zone 4-7 H 15-20' x W 15-20'

Red buds open to bright rosy red flowers. Glossy reddish-green foliage. Persistent maroon fruit attracts hungry birds. Excellent disease resistance.

T2700 #10 cont. \$149.99

T2710 #15 cont. \$159.99

T2711 #20 cont. \$209.00

T2712 #25 cont. \$269.00

T2730 1.5" B&B \$289.00

T2740 1.75" B&B \$329.00

T2750 2" B&B \$349.00

T2760 2.5" B&B \$409.00

T2770 6' CLP B&B \$349.00

## Malus x 'Jefspire'

### [Purple Spire® Flowering Crabapple](#) ○

Zone 3-7 H 15-20' x W 8-10'

A dense, columnar selection with purple-green, disease resistant foliage. Flowers lightly in spring with pink flowers followed by purple fruit in late summer.

T2790 2" B&B \$349.00



Louisa Flowering Crabapple



Perfect Purple Crabapple



Pink Sparkles® Flowering Crabapple



Pink Spires Flowering Crabapple



Prairie Rose Flowering Crabapple



Purple Spire® Flowering Crabapple



Prairifire Flowering Crabapple


○= Full Sun    ⊙= Part Shade    ●= Shade loving



# SHADE & ORNAMENTAL



Raspberry Spear™ Flowering Crabapple



Red Barron Flowering Crabapple

### Malus 'JFS KW213MX'

#### [Raspberry Spear™ Flowering Crabapple PP31.008](#) ○

Zone 4-8 H 18-20' x W 7-8'

An upright, columnar selection with dark purple foliage and bright magenta flowers. Persistent, deep red fruit. Excellent all-around disease resistance.

T2821 #20 cont. \$299.00

T2822 1.5" B&B \$309.00

T2823 1.75" B&B \$329.00

T2824 2" B&B \$369.00

### Malus 'Red Barron'

#### [Red Barron Flowering Crabapple](#) ○

Zone 4-7 H 12-15' x W 6-8'

Use this narrow, columnar crabapple selection where space is limited in urban situations. Attractive purple-bronze foliage with red flowers preceding the dark red fruit.

T2829 #10 cont. \$149.99

T2831 #20 cont. \$209.00

T2835 1.5" B&B \$299.00

T2840 1.75" B&B \$309.00

T2842 2" B&B \$329.00

T2844 2.5" B&B \$369.00

### Malus 'Jewelcole'

#### [Red Jewel™ Flowering Crabapple](#) ○

Zone 4-7 H 12-15' x W 10-12'

A beautiful white flowering crabapple with very persistent red fruit makes it lovely for year-round interest. Upright, pyramidal crown with dark green, leathery, disease resistant foliage.

T2869 1.75" B&B \$309.00

T2870 2" B&B \$349.00

T2872 2.5" B&B \$369.00

### Malus 'Red Splendor'

#### [Red Splendor Flowering Crabapple](#) ○

Zone 3-7 H 20-25' x W 20-25'

Open, upright, spreading habit. Pink flowers, persistent red fruit. Red/purple fall color.

T2930 2" B&B \$309.00

### Malus 'Rejzam'

#### [Rejoice™ Flowering Crabapple](#) ○

Zone 4-7 H 15-20' x W 8-10'

A narrow, upright form sports a cover of dark green foliage with a burgundy overcast. Very showy, rose pink, semi-double flowers are followed by burgundy fruits.

T2910 #10 cont. \$149.99

T2912 #20 cont. \$219.00

T2931.9 1.5" B&B \$299.00

T2932 1.75" B&B \$309.00

T2933 2" B&B \$349.00

### Malus 'Royal Beauty'

#### [Royal Beauty Flowering Crabapple](#) ○

Zone 3-7 H 6-8' x W 10-12'

An elegant weeping tree with deep pink flowers and reddish-bronze leaves. The dark red fruit is persistent and is enjoyed by birds.

T2935.5 #20 cont. \$259.00

T2936 1.5" B&B \$329.00

T2937 1.75" B&B \$349.00

T2938 2" B&B \$369.00




Red Jewel™ Flowering Crabapple



Red Splendor Flowering Crabapple



Rejoice™ Flowering Crabapple



Royal Beauty Flowering Crabapple

○= Full Sun    ⊙= Part Shade    ●= Shade loving

Gertens: P: 651.450.1501 | F: 651.239.1316 | E: [questions@gertens.com](mailto:questions@gertens.com) | W: [gertens.com](http://gertens.com)  
Landscape Project Desk P: 651.239.1315 \*Prices, sizes and availability are subject to change.



## Malus 'JFS-KW5'

### [Royal Raindrops® Flowering Crabapple PP14,375](#) ○

Zone 4-7 H 15-20' x W 10-15'

The premier red foliaged flowering tree, disease resistant leaves emerge wine red and mature to glorious burgundy; fall brings on a firestorm of orange-red color. Abundant, vibrant burgundy red flowers bring a refined elegance to any landscape.

T2938.9 #7 cont. \$139.99  
T2939 #10 cont. \$159.99  
T2941 #20 cont. \$219.00  
T2942 #25 cont. \$319.00  
T2945 1.5" B&B \$309.00  
T2946 1.75" B&B \$329.00  
T2947 2" B&B \$369.00  
T2948 2.5" B&B \$389.00  
T2949 6' CLP B&B \$369.00

## Malus 'JFS KW139MX'

### [Ruby Dayze™ Flowering Crabapple PP31,232](#) ○

Zone 4-7 H 20-25' x W 15-18'

Bright, magenta pink flowers in spring with highly disease resistant purple red to bronze foliage. Small, persistent, deep red fruits adorn the oval, upright form.

T2952 1.5" B&B \$309.00  
T2953 1.75" B&B \$329.00

## Malus 'Bailears'

### [First Editions® Ruby Tears™ Flowering Crabapple PP22,001](#) ○

Zone 4-7 H 8-10' x W 12-15'

Burgundy green foliage similar to 'Prairifire' on a weeping form. Dark red fruits follow the pink spring flowers.

T2956 #20 cont. \$259.00  
T2960 2" B&B \$349.00  
T2961 2.5" B&B \$369.00

## Malus sargentii 'Tina'

### [Tina Flowering Crabapple](#) ○

Zone 4-7 H 6-8' x W 8-10'

Bright red buds become single white flowers on this small crabapple with a horizontal, spreading habit. Good disease-resistant variety for small spaces.

T2989 #7 cont. \$149.99  
T2990 #10 cont. \$199.99  
T2991 #15 cont. \$209.00  
T2992 #20 cont. \$249.00  
T2999 1.5" B&B \$349.00  
T3000 1.75" B&B \$369.00  
T3005 2" B&B \$399.00

## Malus sargentii 'Weeping Tina'

### [Weeping Tina Flowering Crabapple](#) ○

Zone 4-7 H 5-6' x W 6-8'

A weeping form of 'Tina' with red buds that open to white flowers and subsequent small red fruits. Very disease resistant.

T3007 #20 cont. \$249.00

## Malus 'Shotizam'

### [Showtime™ Flowering Crabapple](#) ○

Zone 3-7 H 20-25' x W 15-20'

Abundant, large fuchsia-red flowers create an amazing display in spring. Bright, cherry red fruit in autumn adds winter interest.

T3011 #15 cont. \$169.99

## Malus 'Snowdrift'

### [Snowdrift Flowering Crabapple](#) ○

Zone 3-7 H 15-20' x W 15-20'

An outstanding white flowering crabapple that is hardy and low maintenance. Persistent orange-red fruit that attracts and is eaten by birds.

T3020 #15 cont. \$169.99  
T3049.5 1.75" B&B \$309.00  
T3050 2" B&B \$349.00  
T3051 2.5" B&B \$389.00


## Malus 'JFS-KW207'

### [Sparkling Sprite® Flowering Crabapple PP27,954](#) ○


Zone 4-8 H 10-12' x W 10-12'

A compact selection with outstanding disease resistance. In spring, pink buds cover the branches, opening to white flowers followed by abundant, persistent golden yellow fruits for the birds.


T3058 #20 cont. \$259.00



Royal Raindrops® Flowering Crabapple



Ruby Dayze™ Flowering Crabapple



First Editions® Ruby Tears™ Flowering Crabapple



Tina Flowering Crabapple



Weeping Tina Flowering Crabapple



Showtime™ Flowering Crabapple



Snowdrift Flowering Crabapple



Sparkling Sprite® Flowering Crabapple

○= Full Sun    ⊙= Part Shade    ●= Shade loving






Spring Snow Flowering Crabapple




Starlite® Flowering Crabapple



Velvet Pillar™ Flowering Crabapple



Ironwood



First Editions® Amber Jubilee® Ninebark



Diabolo® Ninebark



Summer Wine Ninebark

## Malus 'Spring Snow' Spring Snow Flowering Crabapple ○

Zone 4-7 H 20-25' x W 15-20'

Rounded to oval crown is covered with a profusion of white flowers in spring. Does not produce fruit.

- T3070 #10 cont. \$149.99
- T3080 #15 cont. \$169.99
- T3089 #20 cont. \$209.00
- T3090 #25 cont. \$309.00
- T3100 1.5" B&B \$309.00
- T3110 1.75" B&B \$319.00
- T3120 2" B&B \$349.00
- T3130 2.5" B&B \$399.00
- T3131 3" B&B \$469.00

## Malus 'Jeflite' Starlite® Flowering Crabapple ○

Zone 2-7 H 20-25' x W 12-15'

An upright growing cultivar with red flower buds opening to white flowers. Tiny, persistent red fruits add winter interest. Excellent scab resistance.

- T3140 #10 cont. \$159.99
- T3141 #15 cont. \$209.00
- T3142 #20 cont. \$209.00
- T3144 1.75" B&B \$329.00
- T3145 2" B&B \$349.00

## Malus 'Velvetcole' Velvet Pillar™ Flowering Crabapple ○

Zone 4-8 H 15-20' x W 10-14'

Upright selection with purple foliage and pink flowers. Fruit production is sparse.

- T3149 1.75" B&B \$309.00
- T3150 2" B&B \$349.00

## Ostrya | Ironwood, American Hophornbeam

### Ostrya virginiana

#### Ironwood ○◎

Zone 3-9 H 15-20' x W 10-15'

Pyramidal tree when young, turning upright, oval with age. Dark green foliage turns yellow in fall. A native understory tree that will tolerate shade.

- T3160 #10 cont. \$179.99
- T3162 #20 cont. \$319.00
- T3170 1.75" B&B \$349.00
- T3170.2 2" B&B \$429.00
- T3170.4 2.5" B&B \$529.00

## Physocarpus | Ninebark

### Physocarpus opulifolius 'Jefam'

#### First Editions® Amber Jubilee® Ninebark PP23,177 ○◎

Zone 3-7 H 5-6' x W 4-5'

Uniquely colored in tones of orange, yellow, and gold. The dazzling foliage takes on red and purple highlights in fall. Best foliage color in full sun.

- T3171 #10 TF cont. \$139.99

### Physocarpus opulifolius 'Monlo'

#### Diabolo® Ninebark ○◎

Zone 3-7 H 8-10' x W 6-8'

Known for its reddish-purple foliage, it blooms in spring with creamy white flowers that contrast against the dark foliage. Hardy and durable.

- T3174 #10 TF cont. \$139.99

### Physocarpus opulifolius 'Seward'

#### Summer Wine Ninebark PP14,821 ○◎

Zone 3-7 H 5-6' x W 4-5'

Dark crimson-red foliage on a more compact plant. The pinkish white flowers contrast nicely with the dark foliage.

- T3177 #10 TF cont. \$139.99

○= Full Sun ◎= Part Shade ●= Shade loving



**Populus | Aspen, Poplar**

**Populus deltoides 'Siouxland'**

**Siouxland Poplar** ○

Zone 3-9 H 50-90' x W 35-45'

Cottonless! Fast growing, rounded crown. Tolerates moist sites. Yellow fall color.

T3180 #15 cont. \$109.99

**Populus tremula 'Erecta'**

**Columnar Swedish Aspen** ○

Zone 2-7 H 30-40' x W 10-15'

Small, narrow, columnar tree has dark green leaves with silvery undersides. Golden fall color. Foliage trembles in the slightest breeze. Dense vertical branching makes an interesting accent plant or screen. Prefers acidic soils.

T3189 #10 cont. \$109.99

T3191 #20 cont. \$219.00

T3195 1.75" B&B \$329.00

T3196 2" B&B \$349.00

T3196.5 2.25" B&B \$409.00

T3197 2.5" B&B \$409.00

**Populus tremuloides 'JFS-Column'**

**Mountain Sentinel® Aspen** ○

Zone 3-7 H 30-35' x W 6-8'

A very strongly columnar selection with silvery gray bark and golden yellow fall color. Seedless.

T3198 #20 cont. \$219.00

T3199.2 1.75" B&B \$329.00

T3199.5 2" B&B \$349.00

T3199.7 2.5" B&B \$409.00

**Populus tremuloides 'NE Arb'**

**Prairie Gold® Aspen** ○

Zone 4-7 H 30-40' x W 15-20'

A selection from Nebraska with excellent disease resistance, along with good heat and drought tolerance. Golden yellow fall color.

T3200 #10 cont. \$129.99

T3200.5 #20 cont. \$229.00

T3200.9 1.75" B&B \$329.00

T3201 2" B&B \$369.00

T3201.5 2.5" B&B \$399.00

**Populus tremuloides**

**Quaking Aspen** ○

Zone 2-7 H 30-40' x W 15-20'

A native tree with white mature bark and beautiful yellow fall color. Hardy and adaptable to many soil types; excellent for naturalizing. Gerten's has selected local Aspen genotypes to provide better disease resistance for our customers.

T3230 #10 TF cont. \$109.99

T3240 #15 TF cont. \$149.99

T3260 #25 TF cont. \$229.00

T3263 #15 CLP cont. \$129.99

T3265 1.75" B&B \$299.00

T3270 2" B&B \$319.00

T3275 2.5" B&B \$369.00

T3277 3" B&B \$409.00

T3284 8' CLP B&B \$329.00

T3285 10' CLP B&B \$369.00

**Populus tremuloides 'Klaus Select'**

**Summer Shimmer® Quaking Aspen** ○

Zone 2-7 H 40-50' x W 15-20'

Cultivar boasting larger, cleaner foliage and less suckering than native aspen.

T3288 #15 cont. \$209.00

T3290 2" B&B \$369.00



Siouxland Poplar




Columnar Swedish Aspen



Mountain Sentinel® Aspen



Quaking Aspen



Prairie Gold® Aspen




Summer Shimmer® Quaking Aspen


○= Full Sun    ⊙= Part Shade    ●= Shade loving




Purpleleaf Sand Cherry



Amur Chokecherry




Princess Kay Flowering Plum



Pink Flair® Flowering Cherry



Spring Wonder™ Flowering Cherry



Chanticleer® Flowering Pear



Cleveland Select Flowering Pear



Jack® Flowering Pear



Mountain Frost® Flowering Pear

## Prunus | Cherry, Plum

### Prunus x cistena

#### [Purpleleaf Sand Cherry](#) ○

Zone 3-8 H 6-8' x W 6-8'

The popular purpleleaf sand cherry offered here in tree form. Nice specimen for the small landscape. Consistently reddish purple leaves all season and small pink flowers in the spring.

T3305 #10 TF cont. \$169.99

### Prunus maackii

#### [Amur Chokecherry](#) ○

Zone 2-6 H 15-20' x W 20-25'

Small tree bearing white flowers and small black fruits relished by birds. Beautiful, shiny, cinnamon-golden brown to dark red exfoliating bark. A simply beautiful plant for the winter landscape.

T3320 #15 cont. \$149.99

T3321.3 2" B&B \$309.00

### Prunus nigra 'Princess Kay'

#### [Princess Kay Flowering Plum](#) ○

Zone 2-6 H 12-15' x W 8-10'

White, double flowers shine against the dark bark in spring. Red orange fall color.

T3321.7 #15 cont. \$189.99

### Prunus sargentii 'JFS-KW58'

#### [Pink Flair® Flowering Cherry](#) ○

Zone 3-7 H 20-25' x W 12-15'

Hardy flowering cherry covered by pretty pink blossoms in spring. Upright, narrow vase form conforms nicely to confined spaces. Fall color is bright orange to red. Flowers slightly later than typical to avoid spring frosts.

T3324 #20 cont. \$229.00

T3326 1.75" B&B \$369.00

T3327 2" B&B \$399.00

### Prunus sargentii 'Hokkaido Normandale'

#### [Spring Wonder™ Flowering Cherry](#) ○

Zone 4-8 H 20-25' x W 15-20'

A profusion of pink flowers covers the tree in spring. Dark green foliage is accented by reddish brown bark. Produces little to no fruit. Yellow to red fall color.

T3330 #10 cont. \$189.99

T3335 1.5" B&B \$329.00

T3336 1.75" B&B \$369.00

T3337 2" B&B \$389.00

## Pyrus | Pear

### Pyrus calleryana 'Glen's Form'

#### [Chanticleer® Flowering Pear](#) ○

Zone 5-8 H 25-35' x W 15-20'

An excellent street tree with a nice, pyramidal form. White flowers in spring; lustrous green leaves turn red-purple in the fall.

T3390 2" B&B \$349.00

### Pyrus calleryana 'Cleveland Select'

#### [Cleveland Select Flowering Pear](#) ○

Zone 5-8 H 25-35' x W 15-20'

An excellent street tree with a nice, pyramidal form. White flowers in spring; lustrous green leaves turn red-purple in the fall.

T3395 2" B&B \$349.00

### Pyrus calleryana 'Jaczam'

#### [Jack® Flowering Pear](#) ○

Zone 4-8 H 12-16' x W 8-10'

A compact, dense growing cultivar with a tight, upright form. Excellent for a smaller yard, planting beneath power lines or as a semi-formal screen.

T3408 #10 cont. \$169.99

### Pyrus ussuriensis 'Bailfrost'

#### [Mountain Frost® Flowering Pear](#) ○

Zone 3-6 H 20-30' x W 15-20'

Dark green, leathery foliage on a vigorous, upright form. White flowers in spring and yellow leaves in fall add color to the landscape. Very hardy.

T3417 #10 cont. \$169.99

○= Full Sun    ⊙= Part Shade    ●= Shade loving



Quercus | Oak

**Quercus alba**

**White Oak** ○

Zone 3-8 H 50-70' x W 40-60'

Our National tree, the White Oak is strong, disease resistant, and drought tolerant. Foliage is deep green above and white underneath. Beautiful purple red fall color.

- T3422 #10 cont. \$129.99
- T3422.1AP #15 cont. \$149.99
- T3422.2 #20 cont. \$299.00
- T3422.5 1.75" B&B \$369.00
- T3423 2" B&B \$409.00
- T3423.4 2.5" B&B \$469.00



White Oak



Beacon® Swamp White Oak

**Quercus bicolor**

**Swamp White Oak** ○

Zone 4-8 H 40-60' x W 30-50'

One of the best large native shade trees for the Twin Cities. Open, rounded crown, yellow-brown fall color. Fast growing, performs well in heavy, wet soils; resists oak wilt.

- T3430 #10 cont. \$149.99
- T3431AP #15 cont. \$169.99
- T3434 #20 cont. \$299.00
- T3435 #25 cont. \$409.00
- T3439 1.75" B&B \$329.00
- T3440 2" B&B \$369.00
- T3441 2.5" B&B \$469.00
- T3442 3" B&B \$489.00



Swamp White Oak

**Quercus bicolor 'JFS-KW12'**

**American Dream® Swamp White Oak PP23.632** ○

Zone 4-8 H 40-50' x W 30-40'

Vigorous, well branched trees develop into a perfect broad pyramidal shape. Excellent disease resistance to anthracnose and powdery mildew. Yellow fall color.

- T3446 1.75" B&B \$349.00
- T3447 2" B&B \$369.00
- T3448 2.5" B&B \$469.00

**NEW!**  
**NEW!**  
**NEW!**



American Dream® Swamp White Oak



Northern Pin Oak

**Quercus bicolor 'Bonnie and Mike'**

**Beacon® Swamp White Oak** ○

Zone 4-8 H 30-40' x W 10-15'

This upright selection of swamp white oak has dense green foliage that turns to an attractive yellow in fall. Adaptable to urban conditions.

- T3452.5 #20 cont. \$299.00

**Quercus ellipsoidalis**

**Northern Pin Oak** ○

Zone 3-6 H 50-60' x W 40-50'

A hardy native with a nicely shaped oval crown. Glossy green leaves turn to a brilliant, long lasting, scarlet to deep red fall color; resists salt, drought, and heat.

- T3461AP #15 cont. \$169.99
- T3462 #20 cont. \$299.00
- T3470 2" B&B \$429.00
- T3471 2.5" B&B \$499.00



First Editions® Majestic Skies™ Northern Pin Oak



Bur Oak

**Quercus ellipsoidalis 'Bailskies'**

**First Editions® Majestic Skies™ Northern Pin Oak** ○

Zone 3-6 H 40-60' x W 30-45'

A selection featuring thicker, darker green leaves and straighter form with more uniform branching. Consistent, red fall color.

- T3482 #20 cont. \$299.00
- T3483 2" B&B \$429.00
- T3483.2 2.5" B&B \$469.00

**Quercus macrocarpa**

**Bur Oak** ○

Zone 3-8 H 50-60' x W 50-60'

Hardy native with large, rounded crown. Recognized by its strong, irregular, horizontal branching and corky bark. Tolerates a wide variety of soils. Yellow-brown fall color. A good choice where other trees won't grow.


- T3500 #10 cont. \$149.99
- T3501AP #15 cont. \$159.99
- T3502 #20 cont. \$299.00
- T3528 1.75" B&B \$329.00
- T3530 2" B&B \$369.00
- T3531 2.5" B&B \$469.00
- T3532 3" B&B \$569.00

○= Full Sun    ⊙= Part Shade    ●= Shade loving






Urban Pinnacle® Bur Oak



Northern Red Oak



Crimson Spire™ Oak



Heritage® Oak



Kindred Spirit® Oak



Prairie Stature® Oak



Regal Prince® Oak

**Quercus macrocarpa 'JFS-KW3'**  
**Urban Pinnacle® Bur Oak PP22,815** ○

Zone 3-7 H 40-50' x W 20-25'  
A narrow, upright selection with a strong leader, disease resistant foliage, and much smaller acorns, thus reducing fall litter cleanup.  
T3543 #20 cont. \$289.00

**Quercus rubra**  
**Northern Red Oak** ○

Zone 3-8 H 50-70' x W 40-50'  
Large shade tree with a rounded crown. One of the fastest growing oaks with dense, lustrous foliage and red fall color.  
T3574 #10 cont. \$149.99  
T3576AP #15 cont. \$169.99  
T3577 #20 cont. \$299.00  
T3580 #25 cont. \$409.00  
T3589 1.75" B&B \$349.00  
T3590 2" B&B \$409.00  
T3591 2.5" B&B \$499.00  
T3592 3" B&B \$549.00

**Quercus robur x alba 'Crimschmidt'**  
**Crimson Spire™ Oak** ○

Zone 4-8 H 40-45' x W 10-15'  
This tight columnar oak has dark green to bluish green foliage that turns to an excellent, long lasting rusty red in the fall.  
T3599 #7 cont. \$169.99  
T3601AP #15 cont. \$199.99  
T3602 #20 cont. \$299.00  
T3603 1.75" B&B \$399.00  
T3604 2" B&B \$449.00  
T3604.5 2.5" B&B \$549.00

**Quercus x macdanielii 'Clemons'**  
**Heritage® Oak** ○

Zone 4-8 H 50-70' x W 40-50'  
Excellent street tree with dark green foliage, a broad pyramidal form and mildew resistance. Leaves turn yellow in the fall.  
T3605 #10 cont. \$169.99  
T3605.8 1.75" B&B \$369.00  
T3606 2" B&B \$409.00  
T3607 2.5" B&B \$469.00

**Quercus robur x bicolor 'Nadler'**  
**Kindred Spirit® Oak PP17,604** ○

Zone 4-8 H 25-30' x W 5-6'  
A very tight, columnar selection with excellent mildew resistance and good drought tolerance. Vigorous, fast growing sibling to 'Regal Prince'.  
T3607.8 #10 cont. \$259.00  
T3608 #20 cont. \$299.00  
T3609 1.75" B&B \$389.00  
T3610 2" B&B \$429.00  
T3611 2.5" B&B \$549.00

**Quercus x bimundorum 'Midwest'**  
**Prairie Stature® Oak** ○

Zone 3-8 H 30-40' x W 25-30'  
This hybrid of English and White oaks produces a semi-formal, symmetrical, pyramidal form. Rugged, emerald green foliage turns reddish purple in fall.  
T3612 #20 cont. \$299.00

**Quercus x warei 'Long'**  
**Regal Prince® Oak** ○

Zone 4-8 H 40-50' x W 15-20'  
Vigorous with a distinctive narrow, upright oval habit. Foliage has an attractive silvery bottom surface.  
T3613.7 #7 cont. \$169.99  
T3613.8 #10 cont. \$249.00  
T3614 #20 cont. \$299.00  
T3614.5 1.75" B&B \$399.00  
T3615 2" B&B \$449.00  
T3616 2.5" B&B \$549.00  
T3616.5 3" B&B \$629.00

○= Full Sun    ⊙= Part Shade    ●= Shade loving



Salix | Willow

Salix alba 'Tristis'

[Niobe Weeping Willow](#) ○

Zone 4-8 H 40-50' x W 40-50'

A golden barked willow with a wide, spreading habit and long, golden, drooping branches.

T3620 #15 cont. \$119.99

T3630 2" B&B \$299.00

T3631 2.5" B&B \$349.00

Salix caprea 'Pendula'

[Weeping Pussy Willow](#) ○

Zone 4-8 H 5-6' x W 5-8'

A strongly weeping form of pussy willow grafted onto a standard. Very pretty small tree for landscape accents.

T3663 #5 cont. \$109.99

T3665 #7 cont. \$139.99

Salix integra 'Hakura Nishiki'

[Hakura Nishiki Dappled Willow – Tree Form](#) ○◎

Zone 4-7 H 5-6' x W 5-7'

This elegant little tree features tri-colored leaves of green, pink and cream. Excellent accent or specimen tree, especially in part shade areas.

T3674 #10 TF cont. \$239.00

T3675 #15 TF cont. \$199.99

Salix 'Prairie Cascade'

[Prairie Cascade Weeping Willow](#) ○

Zone 3-6 H 35-45' x W 35-40'

A beautiful, hardy weeping willow for large areas with plenty of moisture. Dark, glossy green foliage.

T3700 #15 cont. \$119.99

Sambucus | Elderberry

Sambucus nigra 'Eva'

[Black Lace™ Elderberry – Tree Form PP15.575](#) ○◎

Zone 4-7 H 6-8' x W 6-8'

Dark purple, finely cut foliage has an exotic appeal usually found only in Japanese maples. Pink buds open to lacy white blossoms. An excellent specimen plant.

T3735 #6 cont. \$159.99

Sorbus | Mountain Ash

Sorbus decora

[Showy Mountain Ash](#) ○◎

Zone 2-6 H 20-25' x W 12-15'

Small, ornamental native tree with a rounded crown. White flowers, orange-red fruit. Just try to keep robins and cedar waxwings away. Hardy, slow growing, and disease resistant. Orange-red fall foliage.

T3740 #15 cont. \$169.99

T3742 #25 cont. \$279.00

T3748 1.5" B&B \$329.00

T3749 1.75" B&B \$349.00

T3750 2" B&B \$369.00

Syringa | Lilac

Syringa meyeri 'Palibin'

[Dwarf Korean Lilac – Tree Form](#) ○

Zone 4-7 H 6-7' x W 5-6'

The dwarf Korean lilac grafted onto a standard makes a lovely small accent for the landscape. Fragrant lilac pink flowers in early summer.

T3809 #7 TF cont. \$169.99

T3810 #10 TF cont. \$189.99

T3811 #15 TF cont. \$229.00

T3812 #20 TF cont. \$249.00

T3813 #25 TF cont. \$379.00

T3820 1.5" B&B \$369.00

T3830 1.75" B&B \$399.00


T3835 2" B&B \$449.00



Niobe Weeping Willow




Hakura Nishiki Dappled Willow




Weeping Pussy Willow



Prairie Cascade Weeping Willow



Showy Mountain Ash



Black Lace™ Elderberry



Dwarf Korean Lilac

○= Full Sun   ◎= Part Shade   ●= Shade loving





Miss Kim Lilac



Ivory Silk® Japanese Tree Lilac



Japanese Tree Lilac



Snowcap™ Japanese Tree Lilac



First Editions® Snowdance™ Japanese Tree Lilac



Bloomerang® Dark Purple Lilac

## Syringa patula 'Miss Kim'

### [Miss Kim Lilac – Tree Form](#) ○

Zone 3-7 H 6-8' x W 5-6'

The same handsome, dependable shrub grafted onto a standard. This lilac blooms two weeks or so later than vulgaris hybrids and develops burgundy red fall foliage. Tolerates hot, dry locations.

T3840 #10 TF cont. \$199.99  
T3841 #15 TF cont. \$219.00  
T3842 #20 TF cont. \$269.00  
T3843 1.75" B&B \$399.00  
T3844 2" B&B \$449.00

## Syringa reticulata 'Ivory Silk'

### [Ivory Silk® Japanese Tree Lilac](#) ○

Zone 3-8 H 20-25' x W 10-15'

Very similar to the species, but selected for a narrow, upright crown. Can be used in smaller spaces where overhead space is limited.

T3870 #10 TF cont. \$149.99  
T3875 #20 TF cont. \$279.00  
T3878 1.5" B&B \$349.00  
T3879 1.75" B&B \$399.00  
T3880 2" B&B \$409.00  
T3881 2.5" B&B \$449.00  
T3895 6' CLP B&B \$349.00  
T3896 7' CLP B&B \$389.00

## Syringa reticulata

### [Japanese Tree Lilac](#) ○

Zone 3-7 H 20-25' x W 20-25'

Large panicles of creamy white, fragrant flowers in June-July. Beautiful plant can be used as a large shrub or small tree. Very few pest or disease issues.

T3925 #10 TF cont. \$159.99  
T3927 #20 TF cont. \$279.00  
T3935 #15 CLP cont. \$139.99  
T3959 1.5" B&B \$329.00  
T3960 1.75" B&B \$349.00  
T3970 2" B&B \$399.00  
T3980 2.5" B&B \$499.00  
T3990 6' CLP B&B \$309.00  
T4000 7' CLP B&B \$329.00  
T4010 8' CLP B&B \$369.00

## Syringa reticulata 'Snowcap'

### [Snowcap™ Japanese Tree Lilac](#) ○

Zone 3-8 H 15-20' x W 10-12'

A compact form of Japanese tree lilac with abundant flower panicles, uniform habit, and dark green leaves.

T4040 #10 cont. \$169.99  
T4042 #20 cont. \$279.00  
T4030 1.75" B&B \$369.00  
T4031 2" B&B \$389.00

## Syringa reticulata 'Bailnce'

### [First Editions® Snowdance™ Japanese Tree Lilac PP20,458](#) ○

Zone 3-8 H 15-20' x W 15-20'

Selected for its consistent, heavy bloom. This cultivar is also sterile, producing no seedheads.

T4051 #10 cont. \$159.99  
T4053 #20 cont. \$279.00  
T4057 2" B&B \$429.00

## Syringa x 'SMSJBP7'

### [Bloomerang® Dark Purple Lilac – Tree Form PP26,549](#) ○

Zone 3-7 H 6-8' x W 4-6'

A vigorous growing plant producing a large flush of blooms in spring, followed by a lesser bloom from midsummer to fall. A larger plant with larger blooms and much improved disease resistance compared to 'Bloomerang'. Flower color is deeper purple.

T4060 #10 TF cont. \$209.00  
T4061 #15 TF cont. \$229.00

○= Full Sun    ⊙= Part Shade    ●= Shade loving



Tilia | Linden

**Tilia americana 'McKSentry'**

**American Sentry® Linden** ○

Zone 3-8 H 35-40' x W 15-20'

Selected for its uniform branching and upright form. Excellent for boulevards and smaller yards. Bark is a distinctive, attractive, silvery grey when immature.

- T4065 #10 cont. \$159.99
- T4067 #20 cont. \$269.00
- T4072 2" B&B \$399.00
- T4073 2.5" B&B \$529.00
- T4074 3" B&B \$599.00

**Tilia americana 'Boulevard'**

**Boulevard Linden** ○

Zone 3-8 H 50-60' x W 25-30'

A narrow, pyramidal linden with ascending branches. Good street tree or for sites where a narrow crown is required. Fragrant, yellow summer flowers.

Yellow fall foliage.

- T4093 2" B&B \$399.00
- T4093.1 2.25" B&B \$499.00
- T4094 2.5" B&B \$569.00

**Tilia americana 'Redmond'**

**Redmond Linden** ○

Zone 3-8 H 40-60' x W 25-30'

Uniform, pyramidal selection of American Linden. Branches show reddish color in winter. Large leaves turn bright yellow in autumn. Fragrant flowers in summer are excellent for attracting pollinators.

- T4105 #10 cont. \$149.99
- T4111 #20 cont. \$269.00
- T4120 2" B&B \$399.00
- T4121 2.5" B&B \$499.00
- T4122 3" B&B \$599.00

**Tilia cordata 'Greenspire'**

**Greenspire™ Linden** ○

Zone 4-7 H 40-50' x W 30-35'

Suitable for boulevard planting with strong, straight trunk and pyramidal to oval crown. Fragrant yellow flowers, yellow fall color.

- T4150 #10 cont. \$149.99
- T4152 #20 cont. \$269.00
- T4180 2" B&B \$449.00
- T4181 2.5" B&B \$529.00

Ulmus | Elm

**Ulmus americana 'Jefferson'**

**Jefferson American Elm** ○

Zone 4-7 H 60-70' x W 40-50'

American elm cultivar with a wide spreading, umbrella shaped crown and an outstanding level of tolerance to Dutch elm disease. Highly adapted to urban conditions and stresses. Yellow fall color.

- T4260 2" B&B \$369.00
- T4261 2.5" B&B \$469.00

**Ulmus americana 'New Harmony'**

**New Harmony American Elm** ○

Zone 4-8 H 60-70' x W 50-60'

A vigorous growing selection from the U.S. National Arboretum, with a classic vase-shaped form. High level of disease tolerance.

- T4280 #20 cont. \$229.00
- T4282 2" B&B \$329.00
- T4283 2.5" B&B \$369.00

**Ulmus americana 'Lewis & Clark'**

**Prairie Expedition® American Elm** ○

Zone 3-8 H 50-55' x W 50-60'

A very hardy selection from North Dakota, with dark green foliage and the classic vase-shaped elm form. A fast growing tree that shows a high degree of resistance to Dutch Elm. Yellow fall color.

- T4290 #10 cont. \$119.99
- T4300 #20 cont. \$229.00
- T4310 2" B&B \$329.00
- T4311 2.5" B&B \$369.00
- T4312 3" B&B \$409.00



American Sentry® Linden



Boulevard Linden



Redmond Linden



Greenspire™ Linden



Jefferson American Elm



New Harmony American Elm



Prairie Expedition® American Elm

○= Full Sun    ⊙= Part Shade    ●= Shade loving



# SHADE & ORNAMENTAL



Princeton American Elm



First Editions® St. Croix™ American Elm


## Ulmus americana 'Princeton'

### Princeton American Elm ○

Zone 4-9 H 60-80' x W 40-60'

An ideal choice proven highly resistant to Dutch Elm Disease. Fast growing, graceful and symmetrical branching with the classic American elm vase-shaped form.

T4350 #10 cont. \$109.99  
 T4370 #25 cont. \$229.00  
 T4380 2" B&B \$329.00  
 T4381 2.5" B&B \$369.00  
 T4382 3" B&B \$469.00



Valley Forge American Elm



Accolade® Elm

## Ulmus americana 'St. Croix'

### First Editions® St. Croix™ American Elm PP20,097 ○

Zone 3-6 H 60-70' x W 70-80'

A large growing shade tree with Minnesota origins, an exquisite, vase-shaped form and exceptional tolerance to Dutch elm disease. Yellow fall color.

T4410 #10 cont. \$129.99  
 T4412 #20 cont. \$229.00  
 T4430 2" B&B \$329.00  
 T4431 2.5" B&B \$369.00  
 T4432 3" B&B \$409.00

## Ulmus americana 'Valley Forge'

### Valley Forge American Elm ○


Zone 4-7 H 60-70' x W 60-70'

Highly resistant to Dutch elm disease, this selection develops the classic American elm vase-shaped habit. The growth habit along with its tolerance of urban conditions, make it ideal for street plantings.

T4470 2" B&B \$329.00  
 T4471 2.5" B&B \$369.00  
 T4472 3" B&B \$369.00



New Horizon Elm



Triumph™ Elm

## Ulmus japonica x wilsoniana 'Morton'

### Accolade® Elm ○

Zone 4-7 H 50-60' x W 40-50'

Elm hybrid that shows good resistance to Dutch elm disease. Large, broadly vase-shaped shade tree for larger sites; yellow fall foliage.

T4499 2" B&B \$369.00  
 T4500 2.5" B&B \$369.00

## Ulmus japonica x pumila 'New Horizon'

### New Horizon Elm ○

Zone 4-7 H 35-40' x W 20-25'

A hybrid elm with deep green, glossy leaves and an upright oval form.

Exhibits a moderate growth rate and light yellow fall color. Not for heavy, wet soils.

T4510 2" B&B \$369.00  
 T4511 2.5" B&B \$429.00  
 T4512 3" B&B \$469.00

## Ulmus x 'Morton Glossy'

### Triumph™ Elm ○

Zone 4-7 H 50-60' x W 35-40'

This hybrid tree has an upright habit with strong branching, lustrous dark green foliage, and excellent disease and pest resistance.

T4540 2" B&B \$349.00  
 T4550 2.5" B&B \$409.00  
 T4551 3" B&B \$449.00



Nannyberry Viburnum

## Viburnum

### Viburnum lentago

#### Nannyberry Viburnum ○●

Zone 3-8 H 15-20' x W 8-10'

Very large, creamy white flower clusters explode against the glossy green foliage. In autumn, the pendulous blue black fruits glisten amongst reddish purple leaves. Excellent food source for birds. Tolerates heavy, wet soils.

T4600 #10 TF cont. \$169.99  
 T4610 #20 TF cont. \$229.00  
 T4619 1.5" B&B \$349.00  
 T4620 1.75" B&B \$369.00  
 T4630 6' CLP B&B \$269.00

○= Full Sun    ⊙= Part Shade    ●= Shade loving



## Shrub Roses

Note: All our shrub roses are grown on their own root. This will eliminate suckering of non-true rootstock and provide improved hardiness. Roses prefer full sun.

### Red

Champlain (Explorer)  
Cherry Frost  
Double Knock Out  
Flower Carpet Scarlet  
Grace N' Grit Red  
Red Drift  
Hope for Humanity  
Kashmir (Easy Elegance)  
Nitty Gritty Red  
Oso Easy Double Red (Proven Winner)  
Screaming Neon Red (Easy Elegance)  
Super Hero (Easy Elegance)  
Ramblin' Red – Climbing Rose

### Orange

Oso Easy Hot Paprika (Proven Winner)  
Oso Easy Paprika (Proven Winner)

### White

Champagne Wishes (Easy Elegance)  
Knock Out White  
Oscar Peterson (Easy Elegance)  
Popcorn Drift  
Reminiscent Crema  
Snowdrift (Easy Elegance)  
Snow Pavement (Rugosa)

### Lilac/Lavender/Purple

Purple Pavement (Rugosa)  
Rise Up Lilac Days

### Pink

Campfire (First Editions)  
Carefree Wonder  
Dwarf Pavement (Rugosa)  
Flower Carpet Pink Supreme  
Foxi Pavement (Rugosa)  
Grace N' Grit Pink  
Nearly Wild  
Reminiscent Pink  
Winnipeg Parks (Parkland)  
William Baffin – Climbing Rose (Explorer)

### Yellow

High Voltage (Easy Elegance)  
Music Box (Easy Elegance)  
Nitty Gritty Yellow  
Ringo  
Rise Up Ambersness

### Apricot/Coral/Orange

Above and Beyond – Climbing Rose  
All the Rage (Easy Elegance)  
Calypso (Easy Elegance)  
Coral Drift  
Knock Out Coral  
Reminiscent Coral  
Rise Up Ringo

### Easy Elegance® All The Rage PP19,945 ○

Zone 4-9 H 3-4' X W 3-4' June-Sept apricot blend  
Multi-colored rose with tight coral buds swirling open to apricot-colored blossoms with luminous yellow centers. Blooms continuously all season so there will always be a range of colors to be admired.  
RS1010 #2 cont. \$26.99

### Easy Elegance® Calypso ○

Zone 4-9 H 24-30" x W 24-30" June-Sept apricot  
Dark green foliage displays the gorgeous shades of apricot in the blooms perfectly. Disease resistant, compact plants and heavenly fragrant blooms.  
RS1030 #2 cont. \$26.99

### First Editions® Campfire PP24,435 ○

Zone 3-7 H 2-3' x W 2-3' June-Sept dark pink/yellow  
A very hardy shrub rose that produces clusters of multicolored yellow and deep pink flowers. Smooth stems produce few thorns and possess dark green foliage with excellent disease resistance.  
RS1040 #2 cont. \$26.99

### Carefree Wonder™ AARS ○

Zone 4-7 H 2-3' x W 2-3' June-Sept pink w/cream reverse  
Bright pink blooms produced all season on this handsome, disease resistant shrub. Use for foundation, border, groundcover, or short hedge.  
RS1060 #2 cont. \$21.99

### Easy Elegance® Champagne Wishes ○

Zone 4-7 H 3-4' x W 3-4' June-Sept white  
Disease resistant foliage gives rise to soft apricot buds opening to ivory before passing to clear white. Unique, subtle fragrance.  
RS1064 #2 cont. \$26.99

### Champlain ○

Zone 3-7 H 3-4' x W 3-4' June-Sept medium red  
Dark red double flowers flourish all summer long on a cold hardy and disease resistant shrub.  
RS1070 #2 cont. \$21.99  
RS1072 #5 cont. \$32.99



Easy Elegance® All The Rage



Easy Elegance® Calypso



First Editions® Campfire



Carefree Wonder™



Easy Elegance® Champagne Wishes



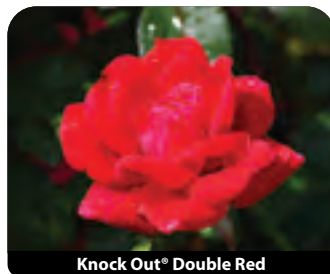
Champlain

○= Full Sun    ⊙= Part Shade    ●= Shade loving

# ROSES



Cherry Frost™



Knock Out® Double Red



Coral Drift®



Popcorn Drift®



Red Drift®



Dwarf Pavement



Flower Carpet® Pink Supreme



Flower Carpet® Scarlet



Foxi Pavement



Grace N' Grit Pink



Grace N' Grit Red



Easy Elegance® High Voltage

## Cherry Frost™ PP31,286 ○

Zone 4-8 H 5-7' x W 3-4' June-Sept red  
A very hardy, large shrub or compact climbing rose bred near Duluth, MN. Disease resistant foliage that produces clusters of vibrant, red flowers throughout the season. Vigorous canes are hardy to hardy to -30!  
RS1080 #2 cont. \$29.99  
RS1081 #3 cont. \$32.99

## Knock Out® Double Red PP16,202 ○

Zone 5-9 H 3-4' x W 3-4' June-Sept red  
Disease resistant, dark green, glossy foliage topped with continuous clusters of red double flowers.  
RS1093 #2 cont. \$29.99

## Coral Drift® PP19,148 ○

Zone 4-9 H 1-2' x W 2-3' June-Sept coral-orange  
A low growing groundcover type covered in coral orange flowers all season long. Hardy and disease resistant.  
RS1103 #2 cont. \$29.99

## Popcorn Drift® PP24,773 ○

Zone 4-9 H 1-2' x W 2-3' June-Sept white blend  
A low growing groundcover type covered in yellow to creamy white flowers all season long. Hardy and disease resistant.  
RS1107.5 #2 cont. \$29.99

## Red Drift® PP17,877 ○

Zone 4-9 H 1-2' x W 2-3' June-Sept scarlet red  
A low growing groundcover type covered in bright red flowers all season long. Hardy and disease resistant.  
RS1109 #2 cont. \$29.99

## Dwarf Pavement ○

Zone 3-7 H 24-30" x W 2-3' June-Sept light pink  
Very hardy, foliage is literally disease free, exceptional fall color and great for mass plantings even on a tough southern exposure. Semi double, pink flowers with good fragrance and scarlet red rose hips.  
RS1110 #2 cont. \$21.99

## Flower Carpet® Pink Supreme PP19,206 ○

Zone 4-10 H 2-3' x W 2-3' June-Sept pink  
A very heavy producer of bright pink flowers from summer through fall. Improved disease resistance and top notch flowering make it great for mass plantings or a colorful accent.  
RS1123 #2 cont. \$42.99

## Flower Carpet® Scarlet PP17,373 ○

Zone 4-10 H 2-3' x W 3-4' June-Sept scarlet red  
Disease resistant glossy, dark green foliage produces clusters of scarlet red flowers.  
RS1128 #2 cont. \$42.99

## Foxi Pavement ○

Zone 3-7 H 3-4' x W 3-4' June-Sept deep pink  
Deep lavender pink blooms appear repeatedly in intensely fragrant clusters with dense, glossy green foliage. Disease resistant and hardy rugosa-type rose.  
RS1155 #2 cont. \$21.99  
RS1157 #5 cont. \$32.99

## Grace N' Grit™ Pink PP31,069 ○

Zone 4-9 H 4-5' x W 3-4' June-Sept deep pink  
Deep pink, self-cleaning, double flowers on glossy, dark green foliage. Outstanding disease resistance with widely adaptable performance.  
RS1165 #2 cont. \$42.99 **NEW! AVAIL 5/15**

## Grace N' Grit™ Red PP31,077 ○

Zone 4-9 H 4-5' x W 3-4' June-Sept red  
Dark red, self-cleaning, double flowers on glossy green foliage. Outstanding disease resistance with widely adaptable performance.  
RS1170 #2 cont. \$42.99 **NEW! AVAIL 5/15**

## Easy Elegance® High Voltage ○


Zone 4-9 H 3-5' x W 2-4' June-Sept medium yellow  
Clusters of fragrant, double yellow blossoms on super clean foliage. Adds color to any garden. Vigorous grower with excellent dark green foliage.  
RS1185 #2 cont. \$26.99

○= Full Sun    ⊙= Part Shade    ●= Shade loving




**Hope For Humanity** ○

Zone 3-7 H 2-4' x W 2-3' June-Sept dark red  
This rose has dark red blooms in clusters of four to five which appear continuously throughout the summer. Lustrous, green foliage is disease resistant.  
RS1190 #2 cont. \$21.99



Hope for Humanity



Easy Elegance® Kashmir

**Easy Elegance® Kashmir** ○

Zone 4-9 H 3-4' x W 3-4' June-Sept dark red  
Large, velvety dark red blossoms with an evenly rounded growth habit fits into today's landscapes. Good disease resistance and vigor. Amazing bloom production.  
RS1207 #2 cont. \$26.99

**Knock Out® Coral PP19.803** ○

Zone 4-9 H 3-4' x W 4-5' June-Sept orange-red/peach  
This shrub rose has excellent, highly disease resistant, very dark green foliage. The double blooms are a brilliant combination of orange, orange-red, and peach.  
RS1215 #2 cont. \$29.99



Knock Out® Coral




Knock Out® White

**Knock Out® White PP20.273** ○


Zone 4-9 H 3-4' x W 3-4' June-Sept white  
Pure white blooms stand in stark contrast to the very dark green leaves. Clean, very disease resistant foliage.  
RS1220 #2 cont. \$29.99

**Easy Elegance® Music Box** ○

Zone 4-9 H 30-36" x W 36-42" June-Sept yellow/pink  
Glossy, disease resistant, medium green foliage becomes an explosion of color in late spring. The everblooming creamy yellow flowers are edged in pink, providing a glowing presence in the landscape.  
RS1289 #2 cont. \$26.99



Easy Elegance® Music Box




Nearly Wild

**Nearly Wild** ○


Zone 4-9 H 2-3' x W 2-3' June-Sept rose pink  
Attractive, bushy landscape rose covered all season with large, single, clear pink flowers. One of the most popular roses for foundations, borders, or anywhere in the landscape. Tolerates part shade.  
RS1320 #2 cont. \$21.99

**Nitty Gritty™ Red PPAF** ○

Zone 4-9 H 2-3' x W 3-4' June-Sept red  
Red, double flowers on a low, spreading habit. Self-cleaning flowers and disease resistant foliage maintain a clean, tidy appearance.  
RS1320.3 #2 cont. \$42.99 **NEW! AVAIL 5/15**



Nitty Gritty™ Red




Nitty Gritty™ Yellow

**Nitty Gritty™ Yellow PPAF** ○


Zone 4-9 H 2-3' x W 3-4' June-Sept yellow  
Sunny yellow, double flowers on a low, spreading habit. Self-cleaning flowers and disease resistant foliage maintain a clean, tidy appearance.  
RS1320.5 #2 cont. \$42.99 **NEW! AVAIL 5/15**

**Easy Elegance® Oscar Peterson™** ○

Zone 3-8 H 3-4' x W 2-3' June-Sept white  
A very hardy hybrid from Canada with disease resistant, dark green foliage and semi-double white flowers.  
RS1322 #2 cont. \$26.99



Easy Elegance® Oscar Peterson™



Oso Easy Double Red®

**Oso Easy Double Red® PP26.298** ○


Zone 4-9 H 3-4' x W 3-4' June-Sept red  
Clusters of cherry red, double roses appear in an everlasting display from June until frost. Clean, very disease resistant foliage.  
RS1325 #2 cont. \$34.99

**Oso Easy Hot Paprika® PP30.383** ○

Zone 3-9 H 18-24" x W 18-24" June-Sept orange  
A hardy, low growing cultivar with vibrant, glowing orange flowers covering the glossy, disease resistant foliage.  
RS1327 #2 cont. \$34.99



Oso Easy Hot Paprika®



Oso Easy® Paprika

**Oso Easy® Paprika PP18.347** ○

Zone 3-9 H 1-2' x W 2-3' June-Sept orange  
Beautiful orange flowers have a stunning yellow eye. Glossy green, disease resistant foliage is accented by reddish new growth.  
RS1339 #2 cont. \$34.99

○= Full Sun    ⊙= Part Shade    ●= Shade loving

# ROSES



Purple Pavement



Reminiscent™ Coral

**Purple Pavement** ○  
 Zone 3-7 H 30-42" x W 3-4' June-Sept purple crimson  
 Very hardy, foliage is literally disease free, exceptional fall color and great for mass plantings even on a tough southern exposure. Semi-double, purple crimson flowers on a plant with an attractive mounded habit. Very fragrant.  
 RS1365 #2 cont. \$21.99  
 RS1367 #5 cont. \$32.99

**Reminiscent™ Coral PPAF** ○  
 Zone 4-9 H 2-3' x W 2-3' June-Sept pink  
 Dark green, disease resistant foliage produces deep coral pink, double flowers with classic rose fragrance. Reblooms without deadheading.  
 RS1367.5 #2 cont. \$34.99 **NEW! AVAIL 8/1**



Reminiscent™ Crema



Reminiscent™ Pink

**Reminiscent™ Crema PPAF** ○  
 Zone 4-9 H 1.5-2' x W 1.5-2' June-Sept white/yellow  
 Dark green, disease resistant foliage produces white double flowers with a yellow center and classic rose fragrance. Reblooms without deadheading.  
 RS1368 #2 cont. \$34.99 **NEW! AVAIL 8/1**

**Reminiscent™ Pink PPAF** ○  
 Zone 4-9 H 3-4' x W 2-3' June-Sept pink  
 Dark green, disease resistant foliage produces pink double flowers with a classic rose fragrance. Reblooms without deadheading.  
 RS1369 #2 cont. \$34.99 **NEW! AVAIL 8/1**



Ringo™



Rise Up Ambersness™

**Ringo™ PP28,394** ○  
 Zone 4-8 H 3-4' x W 3-4' June-Sept yellow/red  
 Bright yellow blooms have a cherry red center that fade to white with a pink center. A renowned, worldwide award winner with excellent disease resistance and reblooming qualities.  
 RS1372 #2 cont. \$34.99

**Rise Up Ambersness™ PPAF** ○  
 Zone 4-8 H 3-5' x W 2-3' June-Sept yellow  
 Amber petals have a wavy edge and darker center. Double flowers are extremely fragrant. Can be trained as a larger shrub rose or smaller climbing rose.  
 RS1373 #2 cont. \$34.99 **NEW! AVAIL 8/1**




Rise Up Lilac Days™



Rise Up™ Ringo

**Rise Up Lilac Days™ PPAF** ○  
 Zone 4-8 H 5-8' x W 3-4' June-Sept light pink  
 Light lilac blue petals have a wavy edge and double flowers are powerfully fragrant. Can be trained as a larger shrub rose or smaller climbing rose.  
 RS1374 #2 cont. \$34.99 **NEW! AVAIL 8/1**

**Rise Up™ Ringo PPAF** ○  
 Zone 4-8 H 3-5' x W 2-3' June-Sept yellow  
 Double, golden yellow flowers with a bright red eye are moderately fragrant. Vigorous, disease resistant growth habit. Can be trained as a larger shrub rose or smaller climbing rose.  
 RS1375 #2 cont. \$34.99 **NEW! AVAIL 8/1**




Easy Elegance® Screaming Neon Red™



Easy Elegance® Snowdrift

**Easy Elegance® Screaming Neon Red™** ○  
 Zone 4-9 H 3-4' x W 2-3' June-Sept red  
 Intense, bright red blooms pop against the dark green, disease resistant foliage. Recurrent blooming produces season long color. Fall foliage is a lovely burgundy red.  
 RS1379 #2 cont. \$26.99

**Easy Elegance® Snowdrift PP19,036** ○  
 Zone 4-9 H 3-4' x W 3-4' June-Sept white  
 White blooms cover the plant all the way to the ground on this disease resistant plant. Great for border or hedge plantings.  
 RS1390 #2 cont. \$26.99



Snow Pavement

**Snow Pavement** ○  
 Zone 3-7 H 2-3' x W 2-3' June-Sept white  
 Very hardy, foliage is literally disease free, exceptional fall color and great for mass plantings even on a tough southern exposure. Very fragrant blooms open from full pink buds to beautiful white flowers with a light pink blush. Recurrent bloomer.  
 RS1405 #2 cont. \$21.99

○= Full Sun    ⊙= Part Shade    ●= Shade loving



**Easy Elegance® Super Hero PP20,486** ○

Zone 4-9 H 3-5' x W 3-4' June-Sept medium red  
 This shrub rose is covered by hybrid tea shaped blooms throughout the season. Clusters of perfect, bright red blossoms stand out against dark green, satiny foliage. Very good disease resistance.  
 RS1430 #2 cont. \$26.99

**Winnipeg Parks** ○

Zone 3-7 H 2-3' x W 2-3' June-Sept deep pink  
 Hardy introduction from Morden Station in Canada. A compact, low growing plant that produces bright, deep pink roses in clusters all season. Good for foundation or border plantings.  
 RS1455 #2 cont. \$21.99

**Hardy Climbing Roses**

Note: All Hardy Climbing roses are own root and should be hardy both above and below the soil.

**First Editions® Above And Beyond™ PP24,463** ○

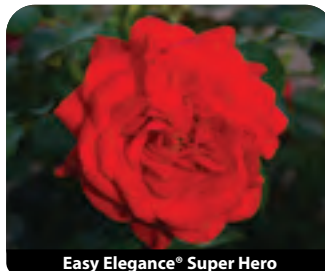
Zone 3-7 H 10-14' x W 5-7' June-Sept apricot  
 A beautiful climbing rose with clusters of semi double to double, apricot flowers. A heavy mid to late spring bloom is followed by waves of blooms throughout the season on this recurrent bloomer. Disease resistant foliage.  
 RS1515 #2 cont. \$26.99  
 RS1516 #3 cont. \$32.99

**First Editions® Ramblin' Red® PP14,270** ○

Zone 4-7 H 6-10' x W 3-6' June-Sept medium red  
 New foliage has a red tone turning to dark green with true red flowers. It has equal hardiness to its parent, Henry Kelsey, and even better disease resistance. Excellent vigor.  
 RS1524 #2 cont. \$26.99  
 RS1525 #3 cont. \$32.99

**William Baffin** ○

Zone 3-7 H 7-9' x W 3-4' June-Sept deep pink  
 Hardy 'Explorer' Series plant. Long canes fully winter hardy; foliage is disease resistant. Deep pink clusters of double flowers all season. Use as large specimen, hedge, or climber.  
 RS1534 #2 cont. \$21.99



Easy Elegance® Super Hero



Winnipeg Parks



First Editions® Above And Beyond™



Ramblin' Red®



William Baffin

○= Full Sun    ⊙= Part Shade    ●= Shade loving

Gertens: P: 651.450.1501 | F: 651.239.1316 | E: questions@gertens.com | W: gertens.com  
 Landscape Project Desk P: 651.239.1315 \*Prices, sizes and availability are subject to change.

# ROSES

## Hybrid Tea Roses

Hybrid Tea Roses by Color | Patented and Non-Patented  
Fragrance Guide: S (Strong), M (Moderate), L (Light)

### Red

Chrysler Imperial (S) – maroon to red  
Double Delight (S) – cream edged in red  
Legends (M) – ruby red  
Love (M) – red w/white reverse  
Love at First Sight (L) – red  
Mister Lincoln (S) – deep red  
Olympiad (L) – bright red  
Opening Night (L) – bright deep red  
Smokin Hot (M) – red

### White

John F. Kennedy (M) – white  
Sugar Moon (S) – white

### Lilac/Lavender/Purple

Fragrant Plum (S) – lavender bluish purple  
Heirloom (S) – lilac lavender blend  
Twilight Zone (S) – purple  
Violet's Pride (S) – lavender

### Pink

All My Loving (M) – dark pink  
Falling in Love (S) – pink w/cream reverse  
Grande Dame (M) – deep pink  
Painted Porcelain (L) – pink w/white reverse  
Perfume Factory (S) – magenta  
Pretty Lady Rose (M) – dark pink  
Queen Elizabeth (M) – carmine rose and pink  
Parade Day (M) – pink w/white stripes

### Yellow

Midas Touch (L) – golden yellow  
Oregold (L) – lemon yellow  
St. Patrick (L) – yellow tinged green

### Yellow-Pink Blends

Anna's Promise (M) – golden tan  
Dreams Come True (L) – yellow/pink  
Peace (L) – yellow edged pink  
Pop Art (M) – yellow/pink  
State of Grace (M) – gold/pink

### Apricot/Coral/Orange

Fragrant Cloud (S) – coral red  
Good as Gold (M) – orange yellow  
Marilyn Monroe (M) – apricot cream

### Patented #3 cont. \$52.99

RS1620 All My Loving™ PPAF  
RS1630 Anna's Promise® PP27.865  
RS1644 Dream Come True PP20.633 AARS  
RS1648 Falling in Love™ PP19.872  
RS1666 Good as Gold™ PP26.052  
RS1667 Grande Dame™ PP23.476  
RS1683 Legends™ PP21.816  
RS1686 Love at First Sight™ PPAF  
RS1700 Marilyn Monroe™ PP14.398  
RS1740 Opening Night™ AARS  
RS1741 Painted Porcelain™ PPAF  
RS1742 Parade Day™ PP28.990  
RS1742.5 Perfume Factory™ PPAF  
RS1742.7 Pop Art™ PPAF  
RS1743 Pretty Lady Rose™ PPAF  
RS1755 Smokin Hot™ PPAF  
RS1760 St. Patrick  
RS1765 State Of Grace™ PPAF  
RS1770 Sugar Moon™ PP23.475  
RS1778 Twilight Zone PP24.725  
RS1790 Violet's Pride™ PPAF

NEW!

### Non-Patented #3 cont. \$46.99

RS1820 Chrysler Imperial AARS  
RS1825 Double Delight AARS  
RS1840 Fragrant Cloud  
RS1845 Fragrant Plum  
RS1855 Heirloom  
RS1870 John F. Kennedy  
RS1880 Love  
RS1885 Midas Touch™  
RS1890 Mister Lincoln  
RS1902 Olympiad™  
RS1905 Oregold  
RS1915 Peace  
RS1930 Queen Elizabeth AARS



All My Loving™



Anna's Promise®



Chrysler Imperial



Double Delight



Dream Come True



Falling In Love™



Fragrant Cloud



Fragrant Plum



Good As Gold™



Grande Dame™



Heirloom



John F. Kennedy



Legends™



Love



Love At First Sight™



Marilyn Monroe™



Midas Touch™



Mister Lincoln



Olympiad™



Opening Night™



Oregold



Parade Day™



Painted Porcelain™



Peace



Perfume Factory™



Pretty Lady Rose™



Queen Elizabeth



Smokin Hot™



St. Patrick



State of Grace™



Sugar Moon™



Twilight Zone



Violet's Pride™

○ = Full Sun   ⊙ = Part Shade   ● = Shade loving

Gertens: P: 651.450.1501 | F: 651.239.1316 | E: questions@gertens.com | W: gertens.com  
Landscape Project Desk P: 651.239.1315 \*Prices, sizes and availability are subject to change.



**Floribunda Roses**

Floribunda Roses by Color | Patented and Non-Patented  
 Fragrance Guide: S (Strong), M (Moderate), L (Light)

- #3 cont. \$52.99
- RS1998 Burst of Joy™ PPAF
- [RS2000 Celestial Night™ PPAF](#)
- RS2005 Chihuly® PP15,076
- [RS2020 Drop Dead Red™ PP22,571](#)
- RS2025.5 Easy Spirit™ PPAF
- [RS2049 Jump for Joy™ PP26,819](#)
- RS2050 Ketchup & Mustard™ PP23,289
- RS2053 Life of the Party™ PPAF
- RS2060 Queen of Elegance™ PPAF
- RS2075 Sweet Madame Blue™ PPAF **NEW!**

- #3 cont. \$46.99
- RS1996 Arctic Blue™ PPAF **NEW!**
- [RS1235 Livin' Easy™](#)
- [RS2048 Julia Child PP18,473 AARS](#)
- RS2070 Sparkle & Shine™ PP24,726

**Miscellaneous Roses**

Fragrance Guide: S (Strong), M (Moderate), L (Light)

- Patio Tree Roses #5 cont. \$86.99**
- RS2630 Ketchup & Mustard™ PP23,289
  - [RS2680 Showbiz](#)
  - [RS2690 Sunsprite](#)
  - [RS2700 Violet's Pride™ PPAF](#)



Arctic Blue



Burst of Joy™



Celestial Night™



Chihuly®



Drop Dead Red™



Easy Spirit™



Julia Child



Jump For Joy™



Ketchup & Mustard™



Life of the Party™



Livin' Easy™




Queen of Elegance™



Showbiz



Sparkle & Shine™



Sunsprite

○= Full Sun    ⊙= Part Shade    ●= Shade loving





## Wildflowers

This line features many native plants suitable for rain gardens, wetland reclamation and/or naturalizing areas. All plants listed in the Natives section are grown without the use of neonicotinoid insecticides.

### **Achillea millefolium**

#### **Common Yarrow** ○

Zone 3-8 H 12-18" x W 18-24" June-July white  
Common yarrow is a perennial herb that produces flattened, dome shaped, white flower heads on top of fern-like leaves. Adaptable to various soil conditions.

NR0055 3.5"/18Tray \$39.99

### **Agastache foeniculum**

#### **Lavender Hyssop** ○◎

Zone 4-8 H 1-3' x W 12-18" July-Sept purple  
This plant produces bright purple flowers atop of textured foliage. When leaves are crushed they have a fragrance of mint and licorice. Self-sows on open soil. Dry to medium soils.

NR0105 3.5"/18Tray \$39.99

### **Allium cernuum**

#### **Nodding Pink Onion** ○

Zone 4-8 H 1-2' x W 8-12" July-Aug pink  
This long lived and super hardy Allium produces a vase-like rosette that produces nodding clusters of light pink flowers. Foliage gives off an onion-like scent. Dry to moist soils.

NR0155 3.5"/18Tray \$49.99

NR0160 #1 cont. \$9.99

### **Allium stellatum**

#### **Prairie Onion** ○

Zone 4-8 H 1-2' x W 8-12" July-Aug pink  
Onion scented foliage produces a round umbel of reddish pink flowers in mid to late summer. Hardy and adaptable. Dry to moist soils.

NR0175 3.5"/18Tray \$39.99

### **Amorpha canescens**

#### **Leadplant** ○

Zone 4-8 H 2-3' x W 18-24" June-July purple  
Extremely long lived and drought tolerant, leadplant produces purple spikes atop of delicate silver-gray foliage in the heat of mid-summer. Thrives in well-drained soil.

NR0205 3.5"/18Tray \$49.99

NR0210 #1 cont. \$9.99

### **Anemone canadensis**

#### **Canada Anemone** ○◎

Zone 3-6 H 12-18" x W 12-18" May-June white  
A native groundcover that fills in rapidly with medium green foliage and white flowers in spring. Medium to moist soils.

NR0218 3.5"/18Tray \$59.99

NR0220 #1 cont. \$14.99

### **Aquilegia canadensis**

#### **Columbine** ○●

Zone 4-8 H 1-2' x W 1-2' May-June red  
A spring flowering native producing a multitude of nodding, red flowers with a yellow interior. Adaptable to sun or shade. Dry to medium soils.

NR0240 3.5"/18Tray \$49.99

NR0243 #1 cont. \$9.99

### **Arisaema triphyllum**

#### **Jack In The Pulpit** ◎●

Zone 3-8 H 16-20" x W 12-15" May-June green/brown  
This woodland native produces a unique, hooded, green and brown flower in spring. The spring flower produces a cluster of bright red berries in late summer. Plants go dormant by early fall.

NR0280 #1 cont. \$14.99


### **Asclepias incarnata**

#### **Swamp Milkweed** ○


Zone 3-8 H 3-5' x W 18-24" June-July red  
This milkweed is an erect, clump forming native plant. It forms small fragrant pink to mauve flowers that appear in tight clusters followed by attractive seed pods. Thrives along ponds and streams. Attracts butterflies.

NR0305 3.5"/18Tray \$39.99

NR0310 #1 cont. \$9.99




Common Yarrow




Lavender Hyssop




Nodding Pink Onion




Prairie Onion



Leadplant




Canada Anemone



Columbine



Swamp Milkweed



Jack In The Pulpit

○= Full Sun ◎= Part Shade ●= Shade loving




# NATIVE PLANTS & RAIN GARDENS



Prairie Milkweed




Butterfly Weed



Heath Aster



Smooth Aster



New England Aster




Sky Blue Aster




White False Indigo



Blue False Indigo



Marsh Marigold



New Jersey Tea

## **Asclepias sullivantii**

### **Prairie Milkweed** ○

Zone 4-8 H 30-36" x W 18-24" June-Aug pink  
 Similar to common milkweed, but much less aggressively spreading. Fragrant, pink flowers with white bases attract pollinators. Medium to moist soils.  
 NR0330 3.5"/18Tray \$59.99  
 NR0335 #1 cont. 9.99

## **Asclepias tuberosa**

### **Butterfly Weed** ○

Zone 4-8 H 18-24" x W 12-18" June-Aug orange  
 Attractive native prairie plant. Tap rooted and drought tolerant, this plant excels during summer heat. Bright orange flowers attract pollinators. Dry to medium soils, needs well drained soils.  
 NR0355 3.5"/18Tray \$39.99  
 P0480 #1 cont. \$9.99

## **Aster ericoides (syn. Symphyotrichum ericoides)**

### **Heath Aster** ○

Zone 3-8 H 18-36" x W 2-3' Aug-Oct white  
 This aster produces a blizzard of bright white flowers in early fall. Grows well on sandy and gravelly soils. Slow creeping, forming a small bush like plant.  
 NR0455 3.5"/18Tray \$39.99

## **Aster laevis (syn. Symphyotrichum laevis)**

### **Smooth Aster** ○

Zone 4-8 H 2-4' x W 18-24" Aug-Oct blue  
 This aster produces a profusion of deep blue, star-like flowers in late summer and autumn. Extremely hardy, grows in almost any soil.  
 NR0505 3.5"/18Tray \$39.99  
 NR0510 #1 cont. \$9.99

## **Aster novae-angliae (syn. Symphyotrichum novae-angliae)**

### **New England Aster** ○◎

Zone 4-8 H 3-5' x W 2-3' Aug-Oct purple-pink  
 Deep pink to purple flowers highlight this aster. Late bloomer that provides nectar for butterflies. Medium to wet soils.  
 NR0555 3.5"/18Tray \$39.99  
 NR0560 #1 cont. \$9.99

## **Aster oolentangiense (syn. Symphyotrichum oolentangiense)**

### **Sky Blue Aster** ○◎

Zone 3-8 H 2-3' x W 18-24" Aug-Oct blue  
 A medium sized aster for well drained soils. Gorgeous late season blue to blue violet flowers are very attractive to pollinators. Medium to dry soils.  
 NR0575 3.5"/18Tray \$39.99

## **Baptisia alba**

### **White False Indigo** ○◎

Zone 4-9 H 3-4' x W 3-4' June-July white  
 Rapidly growing in spring with blue green leaves and charcoal gray stems. White flowers attract bumblebees, foliage provides food for larvae of several butterfly species. Widely adaptable for dry to moist soils.  
 NR0695 3.5"/18Tray \$56.99

## **Baptisia australis**

### **Blue False Indigo** ○◎

Zone 3-8 H 3-4' x W 3-4' June-July blue  
 Blue-green leaves and strong sturdy stems with long tapering spikes of indigo-blue pea-shaped flowers in early summer. Its green seedpods turn black in the fall and winter for added interest. Slow growing at first, but long lived. Medium to moist soils.  
 NR0705 3.5"/18Tray \$39.99  
 P0860 #1 cont. \$9.99

## **Caltha palustris**

### **Marsh Marigold** ○●

Zone 4-8 H 1-2' x W 12-18" April-June yellow  
 In early spring, bright yellow, buttercup flowers dot the green, cordate foliage. Grows well along marshes, swamps and wet meadows. Deer usually leave it alone.  
 NR0905 3.5"/18Tray \$62.99

## **Ceanothus americanus**

### **New Jersey Tea** ○◎

Zone 3-8 H 2-3' x W 2-3' July-Aug white  
 This durable shrub has luxuriant, glossy leaves with bright white flowers. Drought tolerant. Attracts hummingbirds. Dry to medium soils.  
 NR0955 3.5"/18Tray \$42.99  
 NR0960 #1 cont. \$9.99


○= Full Sun ◎= Part Shade ●= Shade loving



**Chelone glabra**

**White Turtlehead** ○◎

Zone 3-8 H 2-3' x W 18-24" July-Sept white  
Dense spikes of creamy white flowers atop dark green foliage. Medium to moist soils.  
NR0975 3.5"/18Tray \$52.99



White Turtlehead

**Coreopsis lanceolata**

**Lanceleaf Coreopsis** ○

Zone 4-8 H 1-2' x W 1-2' June-Aug yellow  
Bright yellow flowers in late spring and early summer. May spread to form colonies in favorable situations. Dry soils.  
NR0985 3.5"/18Tray \$39.99




Lanceleaf Coreopsis


**Coreopsis palmata**

**Prairie Coreopsis** ○

Zone 4-8 H 2-3' x W 18-24" July-Aug yellow  
Beautiful bright yellow flowers cover dense foliage in mid-summer. Grows great in difficult dry soils, excellent for stabilizing dry sunny slopes and even sand dunes.  
NR1005 3.5"/18Tray \$42.99



Prairie Coreopsis



Purple Prairie Clover

**Dalea purpurea**


**Purple Prairie Clover** ○

Zone 4-8 H 1-2' x W 12-16" July-Aug purple  
Gorgeous purple and gold flowers atop of elegant foliage. Heat and drought tolerant. Dry to medium soils.  
NR1105 3.5"/18Tray \$42.99

**Dodecatheon meadia**

**Shooting Star** ○◎

Zone 4-8 H 12-16" x W 12-16" April-June pink  
A beautiful, graceful spring blooming wildflower featuring a cluster of delicate, nodding flowers that can range in color from almost purple to pink to white. After flowering in spring, foliage goes dormant until the following spring. Dry to moist soils.  
NR1125 #1 cont. \$10.99



Shooting Star



Pale Purple Coneflower

**Echinacea pallida**


**Pale Purple Coneflower** ○

Zone 4-8 H 3-5' x W 18-24" June-July purple  
This coneflower has long, narrow basal leaves that produce tall, showy flowers with drooping, pale purple petals and a purplish brown, cone-shaped central disk. Medium to dry soils.  
NR1155 3.5"/18Tray \$39.99  
NR1160 #1 cont. \$9.99

**Echinacea purpurea**

**Purple Coneflower** ○

Zone 4-8 H 3-4' x W 18-24" July-Sept purple  
A showy native producing large flowers from mid to late summer. Pollinators are attracted to the flowers, birds utilize the seeds. Medium to moist soils.  
NR1175 3.5"/18Tray \$39.99  
NR1180 #1 cont. \$9.99



Purple Coneflower



Rattlesnake Master

**Eryngium yuccifolium**


**Rattlesnake Master** ○

Zone 4-8 H 3-5' x W 30-36" July-Aug white  
This plant has beautiful thick, yucca-like, basal leaves with parallel veins and soft or weak prickles spaced far apart along the edges. Round, white flower heads are on stout peduncles at the tip of the stem. Medium to moist soils.  
NR1205 3.5"/18Tray \$42.99

**Eupatorium maculatum (syn. Eutrochium maculatum)**

**Joe Pye Weed** ○◎

Zone 3-8 H 4-6' x W 30-36" Aug-Sept pink  
Joe Pye Weed produces clusters of bright pink flowers in late summer. Very good for attracting late season butterflies. Prefers moist to wet soils.  
NR1255 3.5"/18Tray \$39.99  
NR1260 #1 cont. \$9.99



Joe Pye Weed



Wild Geranium

**Geranium maculatum**

**Wild Geranium** ○●

Zone 3-8 H 12-18" x W 18-24" May-June purple  
Delicate, dissected leaves produce pinkish purple flowers during spring. Provides an early season nectar source for pollinators. Medium to moist soils, sun or shade.  
NR1350 #1 cont. \$16.99

○= Full Sun ◎= Part Shade ●= Shade loving

# NATIVE PLANTS & RAIN GARDENS



Prairie Smoke



Common Ox-Eye



Blue Flag Iris



Rough Blazingstar




Meadow Blazingstar



Prairie Blazingstar



Dense Blazingstar



Cardinal Flower



Great Blue Lobelia

## **Geum triflorum**

### **Prairie Smoke** ○

Zone 4-8 H 8-10" x W 12-18" May-June pink  
 Nodding, pink, bell-shaped flowers and unique, feathery pink seed heads make this a star of the spring prairie garden. Slow spreading ground cover that grows well in medium to dry soils.  
 NR1405 3.5"/18Tray \$49.99  
 P2275 #1 cont. \$9.99

## **Heliopsis helianthoides**

### **Common Ox-Eye** ○

Zone 4-8 H 4-6' x W 30-36" June-Sept yellow  
 Produces a profusion of bright yellow flowers. Excellent for problem clay soils. Medium to moist soils.  
 NR1505 3.5"/18Tray \$39.99

## **Iris versicolor**

### **Blue Flag Iris** ○◎

Zone 3-8 H 2-3' x W 18-24" June-July blue  
 Forms nice patches of deep blue flowers. Excellent around ponds and lakeshores; will tolerate standing water. Attracts hummingbirds. Medium to wet soils.  
 NR1555 3.5"/18Tray \$69.99  
 P3984 #1 cont. \$10.99

## **Liatris aspera**

### **Rough Blazingstar** ○

Zone 4-8 H 2-4' x W 16-20" Aug-Sept purple  
 Wands of lavender flowers cover this plant. Grows in dry sandy soils to well-drained loams. Makes an excellent dried flower, and goldfinches love the seeds!  
 NR1605 3.5"/18Tray \$52.99

## **Liatris ligulistylis**

### **Meadow Blazingstar** ○

Zone 4-8 H 3-5' x W 16-20" Aug-Sept reddish purple  
 This plant produces large spikes with short branched, reddish purple flowers. Attracts butterflies and birds. Medium to moist soils. Quite possibly the best flower for attracting late season monarchs.  
 NR1655 3.5"/18Tray \$39.99  
 NR1660 #1 cont. \$9.99

## **Liatris pycnostachya**

### **Prairie Blazingstar** ○

Zone 4-8 H 3-5' x W 16-20" Aug-Sept purple  
 Produces beautiful, huge spikes of tightly bunched lavender flowers. Makes an excellent cut flower. Medium to moist soils.  
 NR1705 3.5"/18Tray \$39.99  
 P4145 #1 cont. \$9.99

## **Liatris spicata**

### **Dense Blazingstar** ○

Zone 4-8 H 3-4' x W 16-20" Aug-Sept purple  
 Large, rosy-purple spikes of densely packed flowers. Grows well in medium to wet soils.  
 NR1730 3.5"/18Tray \$39.99  
 P4150 #1 cont. \$9.99

## **Lobelia cardinalis**

### **Cardinal Flower** ○◎

Zone 3-8 H 2-4' x W 18-24" July-Sept red  
 This lobelia produces flaming red wands of flowers. One of the very best plants for attracting hummingbirds. Moist to wet soils.  
 NR1755 3.5"/18Tray \$39.99  
 NR1760 #1 cont. \$9.99

## **Lobelia silphilitica**

### **Great Blue Lobelia** ○◎

Zone 3-8 H 2-4' x W 18-24" July-Sept blue  
 This beautiful plant gives away to brilliant true blue flowers. Naturalizes easily in moist soils but tolerates periods of drought. Medium to wet soils.  
 NR1805 3.5"/18Tray \$39.99  
 NR1809 #1 cont. \$9.99

○= Full Sun ◎= Part Shade ●= Shade loving




**Lupinus perennis**

**Lupine** ○◎

Zone 4-8 H 1-2' x W 10-16" May-July blue  
 Produces spires of blue flowers over a long bloom period. Grows well in any well drained soil, particularly in dry soils.  
 NR1855 3.5"/18Tray \$59.99



Lupine



Virginia Bluebells

**Mertensia virginica**


**Virginia Bluebells** ◎●

Zone 3-8 H 16-20" x W 12-15" April-May blue  
 An early spring blooming woodland native with pink buds that open to sky blue flowers. Long-lived plants will form large clumps over time. Plants go completely dormant by mid summer.  
 NR1870 #1 cont. \$14.99


**Monarda fistulosa**

**Bergamot** ○◎

Zone 3-8 H 2-4' x W 18-24" July-Sept lavender  
 Grey-green foliage with tubular lavender flowers. Attracts a wide range of pollinators. Dry to moist soils.  
 NR1905 3.5"/18Tray \$39.99  
 NR1910 #1 cont. \$9.99



Bergamot



Smooth Penstemon

**Penstemon digitalis**

**Smooth Penstemon** ○◎

Zone 4-8 H 2-3' x W 12-18" June-July white  
 Pure white, tubular flowers bloom for a month or longer. Grows well in clay soil. Medium to moist soils.  
 NR2005 3.5"/18Tray \$39.99

**Phlox pilosa**

**Prairie Phlox** ○

Zone 4-8 H 1-2' x W 12-16" May-June purple  
 The bright pink flowers of prairie phlox are produced from spring into summer. Adaptable for dry to medium soils.  
 NR2055 3.5"/18Tray \$62.99  
 NR2060 #1 cont. \$9.99



Prairie Phlox



Obedient Plant

**Physotegia virginiana**

**Obedient Plant** ○◎

Zone 4-8 H 2-3' x W 18-24" Aug-Sept light pink  
 Glossy green, lance-shaped foliage produces spikes of pinkish, snapdragon-like flowers. Rhizomatous. Good for moist soils.  
 NR2075 3.5"/18Tray \$42.99

**Ratibida pinnata**

**Yellow Coneflower** ○

Zone 4-8 H 3-5' x W 18-24" July-Sept yellow  
 This striking prairie flower produces a profusion of bright yellow flowers in the heat of mid-summer. Very durable. Medium to moist soils.  
 NR2105 3.5"/18Tray \$39.99  
 NR2109 #1 cont. \$9.99



Yellow Coneflower



Orange Coneflower

**Rudbeckia fulgida**


**Orange Coneflower** ○◎

Zone 3-9 H 24-30" x W 24-30" July-Sept yellow  
 Mounded plants have orange-yellow petals and dark green foliage. Medium dry to moist soils.  
 NR2135 3.5"/18Tray \$39.99


**Rudbeckia hirta**

**Black-Eyed Susan** ○◎

Zone 3-8 H 1-3' x W 18-24" June-Sept yellow  
 Bright golden yellow daisies with dark cone centers. Self-sows onto open soil. Very adaptable as will grow in dry to moist soils. Biennial.  
 NR2155 3.5"/18Tray \$39.99  
 NR2160 #1 cont. \$9.99



Black-Eyed Susan



Sweet Black-Eyed Susan

**Rudbeckia subtomentosa**

**Sweet Black-Eyed Susan** ○◎

Zone 4-8 H 4-6' x W 2-3' Aug-Oct yellow  
 Luxuriant deep green foliage and butter-yellow blooms with shimmering red-brown centers. Medium to moist soils.  
 NR2205 3.5"/18Tray \$39.99

○= Full Sun ◎= Part Shade ●= Shade loving

# NATIVE PLANTS & RAIN GARDENS



Prairie Dock



Stiff Goldenrod

## **Silphium terebinthinaceum**

### **Prairie Dock** ○

Zone 4-8 H 5-10' x W 2-3' July-Sept yellow  
 Small, sunflower-like blooms appear on giant stalks. Huge basal leaves demand attention. Attracts birds. Medium to moist soils.  
 NR2405 3.5"/18Tray \$52.99  
 NR2410 #17" cont. \$9.99

## **Solidago rigida (syn. Oligoneuron rigida)**

### **Stiff Goldenrod** ○

Zone 4-8 H 2-3' x W 18-24" Aug-Oct yellow  
 This plant produces clusters of yellow flowers atop of rough textured stems. Thrives in inhospitable soils. Dry to moist soils.  
 NR2505 3.5"/18Tray \$39.99

## **Solidago speciosa**

### **Showy Goldenrod** ○

Zone 4-8 H 2-4' x W 18-24" Aug-Oct yellow  
 This goldenrod produces sculpted golden flower spikes that attract butterflies in the fall. Dry to medium soils.  
 NR2555 3.5"/18Tray \$39.99



Showy Goldenrod



Ohio Spiderwort

## **Tradescantia ohiensis**

### **Ohio Spiderwort** ○◎

Zone 3-8 H 1-3' x W 12-18" May-July blue  
 Easily grown in average, dry to medium, well-drained soil in full sun to part shade. Produces deep blue flowers over a prolonged period in spring to summer.  
 NR2605 3.5"/18Tray \$52.99

## **Trillium grandiflorum**

### **White Trillium** ◎●

Zone 3-8 H 12-15" x W 10-12" April-June white  
 An iconic resident of northern woodlands, Trillium produces a three-petaled, snow white flower in early spring. Flowers take on pink shades as they age. Plants go dormant by mid summer, waiting until the following spring to grow and bloom again.  
 NR2610 #1 cont. \$14.99



White Trillium



Blue Vervain

## **Verbena hastata**

### **Blue Vervain** ○◎

Zone 4-8 H 3-5' x W 18-24" July-Sept blue  
 Blooms from mid to late summer on multiple 2-6" long spikes of purplish blue flowers. Stiff, upright, clump forming habit. Medium to wet soils.  
 NR2625 3.5"/18Tray \$39.99


## **Verbena stricta**

### **Hoary Vervain** ○

Zone 4-8 H 2-4' x W 12-18" July-Sept lavender blue  
 Lavender blue spires in late summer, very drought resistant, it thrives on dry soils and well-drained loamy soils.  
 NR2655 3.5"/18Tray \$42.99



Hoary Vervain



Ironweed

## **Vernonia fasciculata**

### **Ironweed** ○

Zone 4-8 H 4-6' x W 2-3' July-Sept purple  
 Produces large panicles of reddish purple flowers in fall. Medium to moist soils.  
 NR2705 3.5"/18Tray \$39.99

## **Veronicastrum virginicum**

### **Culver's Root** ◎●

Zone 4-8 H 3-5' x W 18-24" July-Aug white  
 Elegant spires of white flowers crown the whorls of deep green leaves. Medium to moist soils.  
 NR2755 3.5"/18Tray \$39.99  
 NR2760 #1 cont. \$9.99



Culver's Root



Golden Alexanders

## **Zizia aurea**

### **Golden Alexanders** ○◎

Zone 4-8 H 2-3' x W 12-18" April-June yellow  
 A widely adaptable, long blooming wildflower with umbels of bright yellow flowers in late spring through early summer. An important early season nectar source for a variety of insects. Dry to moist soils.  
 NR2800 3.5"/18Tray \$42.99

○= Full Sun ◎= Part Shade ●= Shade loving



## Grasses

### Andropogon gerardii


#### Big Bluestem ○

Zone 3-8 H 4-6' x W 2-3' Aug-Oct purplish

Big bluestem is a tall perennial grass that was once the dominant grass of the Midwest. The attractive foliage changes color seasonally, has great height and interesting flower/seed-heads. Dry to moist soils.

NR3005 3.5"/18Tray \$39.99

G0020 #1 cont. \$9.99



Big Bluestem



Side Oats Grama

### Bouteloua curtipendula


#### Side Oats Grama ○

Zone 3-8 H 2-3' x W 18-24" Aug-Sept reddish purple

The bright purple and orange flowers of this short grass make it among the most attractive of all grasses. Dry to medium soils.

NR3055 3.5"/18Tray \$39.99

NR3060 #1 cont. \$9.99



Blue Grama



Blue Joint Grass

### Bouteloua gracilis

#### Blue Grama ○

Zone 3-8 H 12-18" x W 12-18" July-Aug purplish

Blue grama is a short grass that grows in distinct clumps with small attractive seedheads. Dry to medium soils.

NR3105 3.5"/18Tray \$39.99

NR3110 #1 cont. \$9.99


### Calamagrostis canadensis

#### Blue Joint Grass ○○


Zone 4-8 H 3-4' x W 2-3' June-July tan

Blue Joint is a long lived, perennial grass with stout stems and narrow panicles. Medium to wet soils.

NR3155 3.5"/18Tray \$39.99



Copper Shouldered Oval Sedge



Bottlebrush Sedge

### Carex bicknellii

#### Copper Shouldered Oval Sedge ○

Zone 4-8 H 2-3' x W 12-18" May-June yellow-green

This sedge greens up early in the spring; copper colored seedheads appear in summer. Good drought tolerance. Medium to dry soils.

NR3180 3.5"/18Tray \$42.99

### Carex comosa

#### Bottlebrush Sedge ○

Zone 4-8 H 2-3' x W 18-24" May-June yellow-green

This wetland sedge produces attractive, lime green "bristles" that resemble a bottlebrush, giving the plant its name. Grows well in any moist to wet soil.

NR3205 3.5"/18Tray \$42.99

### Carex muskingumensis

#### Palm Sedge ○○

Zone 3-8 H 2-3' x W 18-24" June-July yellow-green

A more upright growing sedge with leaves that radiate from the stem similar to a palm frond. Thrives in partially shaded areas. Moist to medium soils.

NR3300 3.5"/18Tray \$39.99



Palm Sedge



Common Oak Sedge

### Carex pennsylvanica

#### Common Oak Sedge ○●

Zone 3-8 H 8-12" x W 12-16" May-June yellow-green

This native sedge has bright green, narrow, slightly arching blades. An upland sedge tolerant of dry soils and shade. Dry to medium soils.

NR3310 3.5"/18Tray \$64.99

G0144 #1 cont. \$12.99


### Carex stricta

#### Tussock Sedge ○○

Zone 4-8 H 2-3' x W 18-24" May-June yellow-green

This carex forms dense tussocks of straw-color leaves at the base with bright green new growth emerging from the top. Moist to wet soils.

NR3355 3.5"/18Tray \$59.99



Tussock Sedge



Fox Sedge

### Carex vulpinoidea

#### Fox Sedge ○○

Zone 3-8 H 2-3' x W 18-24" May-June yellow-green


This lovely sedge grows into a clump form, producing brownish-yellow seedheads from the center. Very adaptable, will grow in medium dry to wet soils.

NR3405 3.5"/18Tray \$39.99

NR3410 #1 cont. \$9.99

○= Full Sun    ○●= Part Shade    ●= Shade loving

# NATIVE PLANTS & RAIN GARDENS



Virginia Wild Rye



Bottlebrush Grass

## **Elymus virginicus**

### **Virginia Wild Rye** ○●

Zone 4-8 H 3-4' x W 24-30" Aug-Sept tan

A widely adaptable grass with nodding, wheat-like seedheads that will grow in sun or shade. Medium to moist soils.

NR3460 3.5"/18Tray \$39.99

## **Hystrix patula**

### **Bottlebrush Grass** ◎●

Zone 4-8 H 3-4' x W 18-24" June-Aug tan

Bottlebrush grass is cool season grass that produces exquisite seedheads resembling a bottlebrush. Perfect for planting under oaks and other deciduous trees. Medium to moist soils.

NR3655 3.5"/18Tray \$42.99

## **Juncus effusus**

### **Common Rush** ○

Zone 4-8 H 18-24" x W 12-18" June-July brown

Common Rush has the most widespread distribution among all rush species and is a common inhabitant of wetlands. Can also be grown in medium garden soils.

NR3670 3.5"/18Tray \$42.99

## **Koeleria macrantha**

### **Junegrass** ○◎

Zone 4-8 H 12-18" x W 12-18" May-June yellow-green

This early flowering gem produces lustrous, silver-green seedheads in early summer. Best in dry soils.

NR3755 3.5"/18Tray \$39.99

## **Panicum virgatum**

### **Switchgrass** ○

Zone 3-8 H 3-5' x W 24-30" Aug-Sept yellow-green

Stiff stems create a dense cover and grows in almost any soil. Seeds provide food for birds. Dry to moist soils.

NR3805 3.5"/18Tray \$39.99

NR3810 #1 cont. \$9.99

## **Scripus atrovirens**

### **Green Bulrush** ○

Zone 3-8 H 4-5' x W 24-30" June-Aug brown

A wetland native with tall, stiff stems and an open spike of brown, spherical spikelets. Moist to wet soils, will tolerate standing water.

NR3835 3.5"/18Tray \$39.99

## **Schizachyrium scoparium**

### **Little Bluestem** ○

Zone 3-8 H 2-3' x W 18-24" Aug-Oct purplish

A native grass that loves heat and humidity. Gorgeous fall color, excellent in mass plantings. Excellent drought tolerance. Plant in well drained soils.

NR3855 3.5"/18Tray \$39.99

G0699 #1 cont. \$9.99

## **Sorghastrum nutans**

### **Indiangrass** ○

Zone 3-8 H 4-6' x W 2-3' Aug-Sept golden yellow

Soft, feathery chestnut brown colored plumes with yellow anthers above upright, metallic blue foliage. Clump forming native that is easy to grow as it is very adaptable to wide range of soil conditions.

NR3955 3.5"/18Tray \$39.99

G0710 #1 cont. \$9.99

## **Spartina pectinata**

### **Prairie Cordgrass** ○

Zone 4-8 H 6-8' x W 30-36" Aug-Sept tan

Gracefully arching foliage turns a bright gold in autumn. Spreads rapidly by rhizomes, making it excellent for stabilizing fresh soil around ponds and wet areas. Medium to wet soils.

NR4005 3.5"/18Tray \$42.99

## **Sporobolus heterolepis**

### **Prairie Dropseed** ○◎

Zone 3-8 H 2-3' x W 2-3' Aug-Sept tan

Luxurious mounds of arching, hair-like foliage growing in a neat clump. Fantastic fall color and edible, nutritious seeds. Combines well with natives such as Butterfly Weed and Black-Eyed Susan.

NR4055 3.5"/18Tray \$39.99

G0720 #1 cont. \$9.99

○= Full Sun ◎= Part Shade ●= Shade loving



# BELGARD®

## Belair Wall® 2.0

### Segmental Retaining Wall

Size	Height	Sq Ft / Pallet	Pcs/ Pallet	Lbs/Pallet
6" x 8"	6"	30	60	2377
10" x 8"				
16" x 8"				

Belair Wall® is sold in full pallets only.



**Colors**

<b>Gold Creek</b>	<b>Newport Gray</b>
A700◆	A701◆


\*Indicates Stocked Item ◆Indicates Non-Stocking Item

## Belair Wall® 2.0

### Freestanding Wall

Size	Height	Sq Ft / Pallet	Pcs/ Pallet	Lbs/Pallet
6" x 5"	6"	30	120	2377
10" x 5"				
16" x 5"				

Belair Wall® is sold in full pallets only.



**Colors**

<b>Gold Creek</b>	<b>Newport Gray</b>
A720◆	A721◆


\*Indicates Stocked Item ◆Indicates Non-Stocking Item

## Belair Wall® 2.0

### Corner / Column

Size	Height	Sq Ft/Pallet	Sq Ft/Layer	Layers/Pit	Pcs/Pallet	Sq Ft/Piece	Lbs/Piece	Lbs/Pallet
8" x 16"	6"	29	9.34	2	28	1.03	57	1648

Belair Wall® 2.0 corner/column units are sold by the piece.  
\$15 per pallet fee will be assessed for all partial pallet orders.



**Colors**

<b>Gold Creek</b>	<b>Newport Gray</b>
A1032◆	A1033◆

\*Indicates Stocked Item ◆Indicates Non-Stocking Item

### Caps

Description	Size	Height	Lineal Ft/Pallet	Pcs/Pallet	Lineal Ft/Piece	Lbs/Piece	Lbs/Pallet
Cap	8" x 13 1/2"	3"	79	126	0.63	22	2824
Cap End	8" x 13 1/2"	3"	24	36	0.67	21	854

Belair Wall® 2.0 cap units are sold by the piece.  
\$15 per pallet fee will be assessed for all partial pallet orders.

**Colors**

	<b>Gold Creek</b>	<b>Newport Gray</b>
Cap	A1034◆	A1035◆
Cap End	A734◆	A735◆

\*Indicates Stocked Item ◆Indicates Non-Stocking Item



### Wall End

Size	Height	Sq Ft/Pallet	Sq Ft/Layer	Layers/Pit	Pcs/Pallet	Sq Ft/Piece	Lbs/Piece	Lbs/Pallet
8" x 11"	6"	13.98	6.99	2	63	0.33	37	2395

**Colors**

<b>Newport Gray</b>	<b>Gold Creek</b>
A733◆	A732◆

Belair Wall® 2.0 wall ends are sold by the piece.  
\$15 per pallet fee will be assessed for all partial pallet orders.

\*Indicates Stocked Item ◆Indicates Non-Stocking Item



**CALL FOR PRICING, AVAILABILITY AND ADDITIONAL INFORMATION.**

# RETAINING WALLS

## BELGARD®

### Brisa®

#### Segmental Retaining Wall

Size	Height	Sq Ft / Pallet	Pcs/ Pallet	Lbs/Pallet
6" x 8"				
10" x 8"	6"	30	60	2377
16" x 8"				

Brisa® is sold in full pallets only.

#### Colors

Arctic Gold	Heritage	Moonlight
A4005♦	A4015♦	A40150♦

\*Indicates Stocked Item ♦Indicates Non-Stocking Item



### Brisa®

#### Freestanding Wall

Size	Height	Sq Ft / Pallet	Pcs/ Pallet	Lbs/Pallet
6" x 5"				
10" x 5"	6"	30	120	2632
16" x 5"				

Brisa® is sold in full pallets only.

#### Colors

Arctic Gold	Heritage	Moonlight
A4025♦	A4035♦	A4036♦

\*Indicates Stocked Item ♦Indicates Non-Stocking Item



### Brisa®

#### Corner / Column

Size	Height	Sq Ft/Pallet	Sq Ft/Layer	Layers/Plt	Pcs/Pallet	Sq Ft/Piece	Lbs/Piece	Lbs/Pallet
8" x 16"	6"	29	9.34	2	28	1.03	57	1648

Brisa® corner/column units are sold by the piece.

\$15 per pallet fee will be assessed for all partial pallet orders.

#### Colors

Arctic Gold	Heritage	Moonlight
A4040♦	A4045♦	A40450♦

\*Indicates Stocked Item ♦Indicates Non-Stocking Item



### Caps

Description	Size	Height	Lineal Ft/Pallet	Pcs/Pallet	Lineal Ft/Piece	Lbs/Piece	Lbs/Pallet
Cap	8" x 13½"	3"	68	126	0.63	22	2824
Cap End	8" x 13½"	3"	24	36	0.67	21	854

Brisa® cap units are sold by the piece.

\$15 per pallet fee will be assessed for all partial pallet orders.

#### Colors

	Arctic Gold	Heritage	Moonlight
Cap	A4050♦	A4055♦	A40550♦
Cap End	A4056♦	A4057♦	A4058♦

\*Indicates Stocked Item ♦Indicates Non-Stocking Item



### Wall End

Size	Height	Sq Ft/Pallet	Sq Ft/Layer	Layers/Plt	Pcs/Pallet	Sq Ft/Piece	Lbs/Piece	Lbs/Pallet
8" x 11"	6"	13.98	6.99	2	63	0.33	37	2395

Brisa® wall ends are sold by the piece.

\$15 per pallet fee will be assessed for all partial pallet orders.

#### Colors

Arctic Gold	Heritage	Moonlight
A4038♦	A4039♦	A40390♦

\*Indicates Stocked Item ♦Indicates Non-Stocking Item



**CALL FOR PRICING, AVAILABILITY AND ADDITIONAL INFORMATION.**



# BELGARD®

## Highland Stone®

### Segmental Retaining Wall

#### 6/12" Small/Medium Units

Size	Height	Sq Ft/Plt	Pcs/Plt	Lbs/Plt
6" x 12" 12" x 12"	6"	20	27	2523

Highland Stone® is sold in full pallets only.

**Colors**

Sand	Ironstone	Majestic Gray
A1025♦	A1027♦	A10211♦

\*Indicates Stocked Item ♦Indicates Non-Stocking Item



#### 18" Large Unit

Size	Height	Sq Ft/Plt	Pcs/Plt	Lbs/Plt
18" x 12"	6"	27	36	2940

Highland Stone® is sold in full pallets only.

**Colors**

Sand	Ironstone	Majestic Gray
A1022♦	A1026♦	A10210♦

\*Indicates Stocked Item ♦Indicates Non-Stocking Item



## Highland Stone®

### Freestanding Wall

#### 6/12" Small/Medium Units

Size	Height	Sq Ft/Plt	Pcs/Plt	Lbs/Plt
Front: 6" x 9" Back: 4" x 9" Front: 12" x 9" Back: 10" x 9"	6"	20	30	2070

Highland Stone® is sold in full pallets only.

**Colors**

Sand	Ironstone	Majestic Gray
A2004♦	A2003♦	A10215♦

\*Indicates Stocked Item ♦Indicates Non-Stocking Item



#### 18" Large Unit

Size	Height	Sq Ft/Plt	Pcs/Plt	Lbs/Plt
Front: 18" x 9" Back: 16" x 9"	6"	30	40	2860

Highland Stone® is sold in full pallets only.

**Colors**

Sand	Ironstone	Majestic Gray
A2001♦	A2000♦	A10214♦

\*Indicates Stocked Item ♦Indicates Non-Stocking Item



## Highland Stone®

### Column

Size	Height	Sq Ft/Plt	Pcs/Plt	Sq Ft/Layer	Pcs/Layer	Lbs/Plt
18" x 9"	6"	22.6	20	11.3	10	1560

Highland Stone® column units are sold by the piece.

\$15 per pallet fee will be assessed for all partial pallet orders.

**Colors**

Sand	Ironstone	Majestic Gray
A2007♦	A2006♦	A10218♦

\*Indicates Stocked Item ♦Indicates Non-Stocking Item



### Step

Size	Height	Sq Ft/Plt	Pcs/Plt	Sq Ft/Layer	Pcs/Layer	Lbs/Plt
16" x 16"	6"	16.8	24	4.02	6	3036

Highland Stone® step units are sold by the piece.

\$15 per pallet fee will be assessed for all partial pallet orders.

**Colors**

Sand	Ironstone	Majestic Gray
A308♦	A307♦	A10221♦

\*Indicates Stocked Item ♦Indicates Non-Stocking Item



### XL™ Cap

Size	Height	Ln Ft/Plt	Pcs/Pallet	Ln Ft/Cap	Pcs/Layer	Lbs/Plt
Front: 18" x 13" Back: 12" x 13"	3"	90	72	1.25	9	1560

XL™ cap units are sold by the piece.

\$15 per pallet fee will be assessed for all partial pallet orders.

**Colors**

Sand	Ironstone	Majestic Gray
A301♦	A300♦	A10220♦

\*Indicates Stocked Item ♦Indicates Non-Stocking Item



**CALL FOR PRICING, AVAILABILITY AND ADDITIONAL INFORMATION.**

# BELGARD®

Diamond®							
Straight							
Size	Height	Sq Ft/Plt	Sq Ft/Layer	Layers/Plt	Pcs/Plt	Sq Ft/Piece	Lbs/Pallet
17¾" x 12"	6"	32.4	6.48	5	45	0.72	3120

Diamond® is sold by the piece.  
\$15 per pallet fee will be assessed for all partial pallet orders.

Colors			
Desert Tan	Gray	Umber	Charcoal
A137*	A136*	A139*	A140*




\*Indicates Stocked Item    ♦Indicates Non-Stocking Item

Beveled							
Size	Height	Sq Ft/Plt	Sq Ft/Layer	Layers/Plt	Pcs/Plt	Sq Ft/Piece	Lbs/Pallet
15⅞" x 12"	6"	30.15	6.03	5	45	0.67	2895

Diamond® is sold by the piece.  
\$15 per pallet fee will be assessed for all partial pallet orders.

Colors			
Desert Tan	Gray	Umber	Charcoal
A10*	A1*	A101*	



\*Indicates Stocked Item    ♦Indicates Non-Stocking Item

XL™ Cap							
Size	Height	Ln Ft/Plt	Pcs/Pallet	Ln Ft/Cap	Pcs/Layer	Lbs/Plt	
Front: 18" x 13" Back: 12" x 13"	3"	90	72	1.25	9	3525	

XL™ cap units are sold by the piece.  
\$15 per pallet fee will be assessed for all partial pallet orders.

Colors			
Desert Tan	Gray	Umber	Charcoal
A304*	A303*	A318*	A3040*



\*Indicates Stocked Item    ♦Indicates Non-Stocking Item

Large Step							
Size	Height	Sq Ft/Plt	Sq Ft/Layer	Layers/Plt	Pcs/Plt	Sq Ft/Piece	Lbs/Pallet
16" x 16"	6"	16.08	4.02	4	24	0.67	3036

Large step units are sold by the piece.  
\$15 per pallet fee will be assessed for all partial pallet orders.

Colors			
Desert Tan	Gray	Umber	Charcoal
A306*	A305*	A319*	A3061*



\*Indicates Stocked Item    ♦Indicates Non-Stocking Item

Diamond Stone Cut®							
Formal Face							
Size	Height	Sq Ft/Plt	Sq Ft/Layer	Layers/Plt	Pcs/Plt	Sq Ft/Piece	Lbs/Pallet
17" x 12"	6"	25.92	6.48	4	36	0.72	2724

Diamond Stone Cut® is sold by the full pallet only.

Colors		
Quail	Chestnut Tan	Charcoal Brown
A191♦	A202♦	A211♦



\*Indicates Stocked Item    ♦Indicates Non-Stocking Item

XL™ Cap							
Size	Height	Ln Ft/Plt	Pcs/Pallet	Ln Ft/Cap	Pcs/Layer	Lbs/Plt	
Front: 18" x 13" Back: 12" x 13"	3"	90	72	1.25	9	3525	

XL™ cap units are sold by the piece.  
\$15 per pallet fee will be assessed for all partial pallet orders.

Colors		
Quail	Chestnut Tan	Charcoal Brown
A0191♦	A204♦	A213♦



\*Indicates Stocked Item    ♦Indicates Non-Stocking Item

Large Step							
Size	Height	Sq Ft/Plt	Sq Ft/Layer	Layers/Plt	Pcs/Plt	Sq Ft/Piece	Lbs/Pallet
16" x 16"	6"	16.08	4.02	4	24	0.67	3036

Large step units are sold by the piece.  
\$15 per pallet fee will be assessed for all partial pallet orders.

Colors		
Quail	Chestnut Tan	Charcoal Brown
A1910♦	A205♦	A214♦



\*Indicates Stocked Item    ♦Indicates Non-Stocking Item

**CALL FOR PRICING, AVAILABILITY AND ADDITIONAL INFORMATION.**



# BELGARD®

## Diamond® Pro

### Straight

Size	Height	Sq Ft/Plt	Sq Ft/Piece	Pcs/Pallet	Lbs/Pallet
18" x 12"	8"	36	1	36	2646

Diamond® Pro is sold by the full pallet only.

#### Colors

Gray	Desert Tan	Umber	Charcoal
A165◆	A164◆	A167◆	A1640◆

\*Indicates Stocked Item      ◆Indicates Non-Stocking Item



### Beveled

Size	Height	Sq Ft/Plt	Sq Ft/Piece	Pcs/Pallet	Lbs/Pallet
18" x 12"	8"	36	1	36	2590

Diamond® Pro is sold by the full pallet only.

#### Colors

Gray	Desert Tan	Umber
A161◆	A1610◆	A166◆

\*Indicates Stocked Item      ◆Indicates Non-Stocking Item



## Diamond® Pro Cap

Size	Height	Ln Ft/Pallet	Ln Ft/Cap	Pcs/Pallet	Lbs/Pallet
Front: 17" x 10" Back: 14" x 10"	4"	92	1.22	80	2619

Diamond® Pro caps are sold by the piece.

\$15 per pallet fee will be assessed for all partial pallet orders.

#### Colors

Gray	Desert Tan	Umber	Charcoal
A67◆	A68◆	A168◆	A1642◆

\*Indicates Stocked Item      ◆Indicates Non-Stocking Item



## Diamond® Pro Corner

Size	Height	Sq Ft/Plt	Layer/Plt	Pcs/Pallet	Lbs/Pallet
18" x 9"	8"	20	4	9	3200

Diamond® Pro corners are sold by the piece.

\$15 per pallet fee will be assessed for all partial pallet orders.

#### Colors

Gray	Desert Tan	Umber	Charcoal
A169◆	A1690◆	A170◆	A1691◆

\*Indicates Stocked Item      ◆Indicates Non-Stocking Item



**CALL FOR PRICING, AVAILABILITY AND ADDITIONAL INFORMATION.**

# BELGARD®

## Diamond Pro® Stone Cut

### Large

Size	Height	Sq Ft/Plt	Sq Ft/Piece	Pcs/Pallet	Lbs/Pallet
18" x 12"	8"	32	1	32	2771

Diamond® Pro is sold by the full pallet only.

**Colors**

**Sand**

A172◆



\*Indicates Stocked Item      ◆Indicates Non-Stocking Item

### Virtual Joint

Size	Height	Sq Ft/Plt	Sq Ft/Piece	Pcs/Pallet	Lbs/Pallet
18" x 12"	8"	32	1	32	2515

Diamond® Pro is sold by the full pallet only.

**Colors**

**Sand**

A173◆



\*Indicates Stocked Item      ◆Indicates Non-Stocking Item

### Diamond® Pro Stone Cut Cap

Size	Height	Ln Ft/Pallet	Ln Ft/Cap	Pcs/Pallet	Lbs/Pallet
Front: 17" x 10" Back: 14" x 10"	4"	92	1.22	80	2619

Diamond® Pro caps are sold by the piece.

**Colors**

**Sand**

A176◆



\*Indicates Stocked Item      ◆Indicates Non-Stocking Item

### Diamond® Pro Stone Cut Corner

Size	Height	Sq Ft/Plt	Layer/Plt	Pcs/Pallet	Lbs/Pallet
18" x 9"	8"	32	4	32	3676

Diamond® Pro corners are sold by the piece.

**Colors**

**Sand**

A178◆



\*Indicates Stocked Item      ◆Indicates Non-Stocking Item

**CALL FOR PRICING, AVAILABILITY AND ADDITIONAL INFORMATION.**

Gertens Landscape Project Desk: 651-239-1315 | P: 651.450.1501 | F: 651.239.1316 | E: questions@gertens.com | W: gertens.com

*\*Prices and availability are subject to change without notice.*



# BELGARD®

## Diamond® Pro Smooth Face Rear-Lip

Size	Height	Sq Ft/Pit	Sq Ft/Piece	Pcs/Pallet	Lbs/Pallet
18" x 12"	8"	36	1	36	2844

Diamond® Pro is sold by the full pallet only.

**Colors**

**Moonlight**

A186♦

**Newport Gray**

A185♦

\*Indicates Stocked Item ♦Indicates Non-Stocking Item

## Diamond® Pro Smooth Face Cap

Size	Height	Ln Ft/Pallet	Ln Ft/Cap	Pcs/Pallet	Lbs/Pallet
Front: 18" x 13" Back: 12" x 13"	4"	67.5	1.25	54	3024

Diamond® Pro caps are sold by the piece.

\$15 per pallet fee will be assessed for all partial pallet orders.

**Colors**

**Moonlight**

A188♦

**Newport Gray**

A187♦

\*Indicates Stocked Item ♦Indicates Non-Stocking Item

## Diamond® Pro Smooth Face Corner

Size	Height	Sq Ft/Pit	Layer/Pit	Pcs/Pallet	Lbs/Pallet
17" x 8"	8"	36	2	24	2640

Diamond® Pro corners are sold by the piece.

\$15 per pallet fee will be assessed for all partial pallet orders.

**Colors**

**Moonlight**

A190♦

**Newport Gray**

A189♦

\*Indicates Stocked Item ♦Indicates Non-Stocking Item

## Diamond® Pro Quarried Face Quarried

Size	Height	Sq Ft/Pit	Sq Ft/Piece	Pcs/Pallet	Lbs/Pallet
18" x 12"	8"	36	1	36	2688

Diamond® Pro is sold by the full pallet only.

**Colors**

**Newport Gray**

A179♦

**Gold Creek**

A180♦

\*Indicates Stocked Item ♦Indicates Non-Stocking Item

## Diamond® Pro Quarried Face Cap

Size	Height	Ln Ft/Pallet	Ln Ft/Cap	Pcs/Pallet	Lbs/Pallet
Front: 18" x 12" Back: 12" x 12"	4"	67.5	1.25	54	3138

Diamond® Pro caps are sold by the piece.

\$15 per pallet fee will be assessed for all partial pallet orders.

**Colors**

**Newport Gray**

A181♦

**Gold Creek**

A182♦

\*Indicates Stocked Item ♦Indicates Non-Stocking Item

## Diamond® Pro Quarried Face Corner

Size	Height	Sq Ft/Pit	Layer/Pit	Pcs/Pallet	Lbs/Pallet
17" x 8"	8"	36	2	24	1980

Diamond® Pro corners are sold by the piece.

\$15 per pallet fee will be assessed for all partial pallet orders.

**Colors**

**Newport Gray**

A183♦

**Gold Creek**

A184♦

\*Indicates Stocked Item ♦Indicates Non-Stocking Item

**CALL FOR PRICING, AVAILABILITY AND ADDITIONAL INFORMATION.**

# BELGARD®

## Sterling® Block

Size	Height	Sq Ft/Plt	Sq Ft/Piece	Pcs/Pallet	Lbs/Pallet
17¾" x 12"	6"	33.75	0.75	45	3455

Sterling® is sold by the full pallet only.  
90 pins included on a pallet.



**Color**  
**Graphite**  
A0804◆

\*Indicates Stocked Item ◆Indicates Non-Stocking Item

## Sterling® 5" Pin



Description	SKU
Box of 100 pins	A0800◆

\*Indicates Stocked Item ◆Indicates Non-Stocking Item

## Cap

Size	Height	Ln Ft/Pallet	Ln Ft/Cap	Pcs/Pallet	Lbs/Pallet
Front: 18" x 13" Back: 12" x 13"	3"	90	1.25	72	3525

**Colors**  
**Graphite**  
A0805◆



\*Indicates Stocked Item ◆Indicates Non-Stocking Item

## Weston Stone™ Wall Units

Size	Height	Sq Ft/Plt	Sq Ft/Layer	Pcs/Pallet	Lbs/Pallet
8" x 8" 5" x 8" 12" x 8" 9" x 8" 16" x 8" 13" x 8"	4"	35	5	105	3400

Weston Stone™ is sold by the full pallet only.

**Colors**  
**Charcoal**   **Northwoods**   **Cotswold Mist**  
A16010◆   A1611◆   A1612◆



\*Indicates Stocked Item ◆Indicates Non-Stocking Item

## Universal

Size	Height	Sq Ft/Plt	Sq Ft/Layer	Pcs/Pallet	Lbs/Pallet
12" x 8"	4"	39.6	6.6	100	3614

Weston Stone™ is sold by the full pallet only.

**Colors**  
**Charcoal**   **Northwoods**   **Cotswold Mist**  
A1609◆   A1608◆   A1606◆



\*Indicates Stocked Item ◆Indicates Non-Stocking Item

**CALL FOR PRICING, AVAILABILITY AND ADDITIONAL INFORMATION.**



# BELGARD®

## Melville™ Wall

Unit					
Size	Height	SqFt/Pallet	Sq Ft/Layer	Pcs/Pallet	Lbs/Plt
20" x 10"	4"	26.67	4.44	48	3060

Melville™ Wall is sold by the full pallet only.

Colors		
Moonlight	Midnight	Sienna
A0730♦	A0734♦	A0732♦

\*Indicates Stocked Item ♦Indicates Non-Stocking Item



## Cap

Size	Height	Ln Ft/Pallet	Ln Ft/Cap	Pcs/Pallet	Lbs/Plt
20" x 13"	2"	100	1.66	60	2500

Melville™ Wall caps are sold by the full pallet only.

Colors		
Moonlight	Midnight	Sienna
A0736♦	A0734♦	A0738♦

\*Indicates Stocked Item ♦Indicates Non-Stocking Item



## U Start Base Block®

Size	Height	Pcs/Layer	Pcs/Pallet	Lbs/Plt	SKU
18 7/16" x 12"	3 1/2"	6	42	2839	A7359*

U Start Base Block® is sold by the piece.  
\$15 per pallet fee will be assessed for all partial pallet orders.

\*Indicates Stocked Item ♦Indicates Non-Stocking Item



## Landings™ Step Unit

Size	Height	Pcs/Pallet	Lbs/Piece	Lbs/Plt
48" x 18"	6"	6	460	2760

Landings™ step units are sold by the full pallet only.

Colors			
Desert Tan	Blu Stone	Moonlight	Brown
A360*	A350*	A365*	A355*

\*Indicates Stocked Item ♦Indicates Non-Stocking Item



## Anchor™ PillarCaps

### 30" Cap

Size	Height	Pcs/Pallet	Lbs/Piece	Lbs/Plt
30" x 30"	2 1/2"	6	243	1512

Anchor™ Pillar caps are sold by the piece.  
\$15 per pallet fee will be assessed for all partial pallet orders.

Colors	
Anthracite	Leather
A2067♦	A2070♦

\*Indicates Stocked Item ♦Indicates Non-Stocking Item



### 24" Cap

Size	Height	Pcs/Pallet	Lbs/Piece	Lbs/Plt
24" x 24"	2 1/2"	8	115	950

Anchor™ Pillar caps are sold by the piece.  
\$15 per pallet fee will be assessed for all partial pallet orders.

Colors	
Anthracite	Leather
A2069♦	A2068♦

\*Indicates Stocked Item ♦Indicates Non-Stocking Item



## Anchor™ Seat Wall Cap

Size	Height	Pcs/Pallet	Lbs/Piece	Lbs/Plt
14" x 30"	2 1/2"	18	57	1080

Anchor™ seat wall caps are sold by the piece.  
\$15 per pallet fee will be assessed for all partial pallet orders.

Colors	
Anthracite	Leather
A2065♦	A2066♦

\*Indicates Stocked Item ♦Indicates Non-Stocking Item



**CALL FOR PRICING, AVAILABILITY AND ADDITIONAL INFORMATION.**

# BELGARD®

## Ashlar Tandem™

Size	Height	Sq Ft/Plt	Pcs/Plt	Lbs/Plt
13 3/16" x 2 5/8"	7"	70.10	90	2082
15 13/16" x 2 5/8"				
18 7/16" x 2 5/8"				

Ashlar Tandem™ is sold by the full pallet only.

**Colors**

Shelby Blend	Pewter	Danville Beige
A040♦	A041♦	A038♦



\*Indicates Stocked Item ♦Indicates Non-Stocking Item

## Ashlar Tandem™ Column Unit

Size	Height	Sq Ft/Plt	Pcs/Plt	Lbs/Plt
18 1/2" x 2 5/8"	7"	45.43	45 <i>makes 2 columns</i>	1350

Ashlar Tandem™ is sold by the full pallet only.

**Colors**

Shelby Blend	Pewter	Danville Beige
A052♦	A053♦	A054♦



\*Indicates Stocked Item ♦Indicates Non-Stocking Item

## Lamina Tandem™

Size	Height	Sq Ft/Plt	Pcs/Plt	Lbs/Plt
15 13/16" x 2 5/8"	7"	56.08	72	1666
18 7/16" x 2 5/8"				
21 1/16" x 2 5/8"				

Lamina Tandem™ is sold by the full pallet only.

**Colors**

Pewter	Sienna
A045♦	A047♦



\*Indicates Stocked Item ♦Indicates Non-Stocking Item

## Lamina Tandem™ Column Unit

Size	Height	Sq Ft/Plt	Pcs/Plt	Lbs/Plt
18 7/16" x 2 5/8"	7"	45.43	45 <i>makes 2 columns</i>	1313

Lamina Tandem™ is sold by the full pallet only.

**Colors**

Pewter	Sienna
A057♦	A059♦



\*Indicates Stocked Item ♦Indicates Non-Stocking Item

## Melville Tandem™

Size	Height	Sq Ft/Plt	Pcs/Plt	Lbs/Plt
13 3/16" x 2 5/8"	7"	70.1	90	2082
15 13/16" x 2 5/8"				
18 7/16" x 2 5/8"				

Melville Tandem™ is sold by the full pallet only.

**Colors**

Pewter
A043♦



\*Indicates Stocked Item ♦Indicates Non-Stocking Item

## Melville Tandem™ Column Unit

Size	Height	Sq Ft/Plt	Pcs/Plt	Lbs/Plt
18 7/16" x 2 5/8"	7"	45.43	45 <i>makes 2 columns</i>	1313

Melville Tandem™ is sold by the full pallet only.

**Colors**

Pewter
A055♦



\*Indicates Stocked Item ♦Indicates Non-Stocking Item

**CALL FOR PRICING, AVAILABILITY AND ADDITIONAL INFORMATION.**



**BELGARD®**

**Tandem™ Wall System**

**Cap**

Size	Height	Ln Ft/Pallet	Ln Ft/Cap	Pcs/Pallet	Lbs/Pallet
15" x 24"	3 1/4"	64	2	32	2990

Tandem™ caps are sold by the full pallet only.

**Colors**

Danville Beige	Shelby Blend	Pewter	Sienna
A062♦	A060♦	A061♦	A063♦



\*Indicates Stocked Item      ♦Indicates Non-Stocking Item

**Modular Block**

Size	Height	Sq Ft/Plt	Pcs/Plt	Lbs/Plt	SKU
7 7/8" x 7 7/8"	7 1/16"	49.29	128	2816	A051*

Tandem™ modular block is sold by the full pallet only.

\*Indicates Stocked Item      ♦Indicates Non-Stocking Item



**Tandem™ Wall Accessories**

**8" L Connector**

Information	Connectors/Bag	SKU
3 bags of connectors needed per pallet.	30	A044♦

\*Indicates Stocked Item      ♦Indicates Non-Stocking Item



**Column Connector**

Information	Connectors/Bag	SKU
1 bag of clips for 1 column.	50	A046♦


\*Indicates Stocked Item      ♦Indicates Non-Stocking Item



**Column Frame**

Information	SKU
42" tall. 1 frame per column.	A048♦

\*Indicates Stocked Item      ♦Indicates Non-Stocking Item



**Modular Grid Kit**

Information	SKU
1 Grid Piece      25 Veneer      10 Loop Clamps & Screws	A050♦

TANDEM UNITS

MODULAR GRID

CONNECTOR



42 x 28 1/2  
Vertical or Horizontal Application



\*Indicates Stocked Item      ♦Indicates Non-Stocking Item

**CALL FOR PRICING, AVAILABILITY AND ADDITIONAL INFORMATION.**

# BELGARD®

## Artforms™

### Large

Size	Height	Sq Ft/Pallet	Pieces/Pallet	Lbs/Pallet
18" x 36"	3"	81	9 open end & 9 closed end	2711

Artforms™ are sold in full pallets only.

**Colors**  
Scandina Grey

A7350◆

\*Indicates Stocked Item ◆Indicates Non-Stocking Item



### Small

Size	Height	Sq Ft/Pallet	Pieces/Pallet	Lbs/Pallet
6" x 36"	3"	31.5	3 open end & 18 closed end	1095

Artforms™ are sold in full pallets only.

**Colors**  
Scandina Grey

A7352◆

Rockland Black

A7353◆

\*Indicates Stocked Item ◆Indicates Non-Stocking Item



## Slide Flange with Nut

**Pieces / Box**

100 slide flanges & 100 nuts

**SKU**

A7354◆

Artforms™ slide flange with nuth hardware is sold in full boxes only.

\*Indicates Stocked Item ◆Indicates Non-Stocking Item



## Joining Plate

**Pieces / Box**

40

**SKU**

A7355◆

Artforms™ joining plates are sold in full boxes only.

\*Indicates Stocked Item ◆Indicates Non-Stocking Item



## Outer Corner Plates

**Pieces / Box**

48

**SKU**

A7356◆

Artforms™ outer corner plats are sold in full boxes only.

\*Indicates Stocked Item ◆Indicates Non-Stocking Item



## Inner Corner Plates

**Pieces / Box**

24

**SKU**

A7357◆

Artforms™ inner corner plats are sold in full boxes only.

\*Indicates Stocked Item ◆Indicates Non-Stocking Item



## Stretcher Bar

**Pieces / Bundle**

10

**SKU**

A7358◆

Artforms™ stretcher bars are sold in full bundles only.

\*Indicates Stocked Item ◆Indicates Non-Stocking Item



**CALL FOR PRICING, AVAILABILITY AND ADDITIONAL INFORMATION.**

Gertens Landscape Project Desk: 651-239-1315 | P: 651.450.1501 | F: 651.239.1316 | E: questions@gertens.com | W: gertens.com

\*Prices and availability are subject to change without notice.





**PanoMur® Retaining Wall**  
**Curved Split Face**

Size	Lbs/Piece	Pcs/Pallet	Lbs/Pallet
6" H x 16" W x 12" D	49	45	2205

Any Non-Stocked Borgert Products ordered in less than full pallet quantities will be subjected to a \$15 Split Fee

**Colors**

MN River	Buff	Sterling Gray
BG541♦	BG540♦	BG542♦

\*Indicates Stocked Item ♦Indicates Non-Stocked Item



**Straight Split Face**

Size	Lbs/Piece	Pcs/Pallet	Lbs/Pallet
6" H x 16" W x 12" D	49	45	2205

Any Non-Stocked Borgert Products ordered in less than full pallet quantities will be subjected to a \$15 Split Fee

**Colors**

MN River	Buff	Sterling Gray
BG5410♦	BG5400♦	BG5420♦

\*Indicates Stocked Item ♦Indicates Non-Stocked Item



**Straight Split Cap**


Size	Lbs/Piece	Pcs/Pallet	Lbs/Pallet
3" H x 16" W x 12" D	47	60	2850

Any Non-Stocked Borgert Products ordered in less than full pallet quantities will be subjected to a \$15 Split Fee

**Colors**

MN River	Buff	Sterling Gray
BG5411♦	BG5401♦	BG5421♦

\*Indicates Stocked Item ♦Indicates Non-Stocked Item



**Corner**

Size	Lbs/Piece	Pcs/Pallet	Lbs/Pallet
6" H x 16" W x 8" D	60	36	2160

Any Non-Stocked Borgert Products ordered in less than full pallet quantities will be subjected to a \$15 Split Fee

**Colors**

MN River	Buff	Sterling Gray
BG5412♦	BG5402♦	BG5422♦

\*Indicates Stocked Item ♦Indicates Non-Stocked Item



**Morteza**  
**Non-Aged**  
**Wall Units**

		Size	Pcs / Pallet	Lbs / Block	Lbs / Pallet	Sq Ft / Block	Sq Ft / Pallet
Pallet "A"	Piece #1	6" H x 8" W x 12" D	12	32		0.33	
	Piece #2	6" H x 12" W x 12" D	12	55	2100	0.5	15
	Piece #3	6" H x 16" W x 12" D	12	78		0.67	
Pallet "B"	Piece #5	6" H x 24" W x 12" D	9	124	2520	1	18
	Piece #6	6" H x 28" W x 12" D	9	147		1.17	
Pallet "D" 3" High	Piece #1	3" H x 8" W x 12" D	24	16		0.167	
	Piece #2	3" H x 12" W x 12" D	24	27.5	2160	0.25	15
	Piece #3	3" H x 16" W x 12" D	24	39		0.33	

Morteza Wall Units (Non-aged) are sold in full pallet quantities only.

**Colors**

	MN River	North Shore	Iron Range	Sterling Gray
Pallet "A"	BG5341♦	BG533♦	BG5335♦	BG5347♦
Pallet "B"	BG5342♦	BG5330♦	BG5336♦	BG5348♦
Pallet "D"	BG5344♦	BG5332♦	BG5338♦	BG5350♦

\*Indicates Stocked Item ♦Indicates Non-Stocked Item



**Cap**


Size	Pcs/Pallet	Lineal Ft/Piece	Lbs/Cap	Lbs/Pallet
3" H x 14" W x 15" D	36	1.17	50	1800

Any Non-Stocked Borgert Products ordered in less than full pallet quantities will be subjected to a \$15 Split Fee

**Colors**

MN River	North Shore	Iron Range	Sterling Gray	Charcoal
BG5346♦	BG5334♦	BG5340♦	BG5352♦	BG5353♦

\*Indicates Stocked Item ♦Indicates Non-Stocked Item



**Column Unit**

Size	Pcs/Pallet	Lbs / Block	Lbs/Pallet
6" H x 8" W x 12" D	54	47	2538

Any Non-Stocked Borgert Products ordered in less than full pallet quantities will be subjected to a \$15 Split Fee

**Colors**


MN River	North Shore	Iron Range	Sterling Gray
BG5345♦	BG5333♦	BG5339♦	BG5351♦

\*Indicates Stocked Item ♦Indicates Non-Stocked Item

**CALL FOR PRICING, AVAILABILITY AND ADDITIONAL INFORMATION.**

Madera Wall						
Wall Units						
		Size	Pcs / Pallet	Lbs / Block	Lbs / Pallet	Sq Ft / Block Sq Ft / Pallet
Pallet "A"	Piece #1	6" H x 8" W x 12" D	12	32		0.33
	Piece #2	6" H x 12" W x 12" D	12	55	2100	0.5 15
	Piece #3	6" H x 16" W x 12" D	12	78		0.67
Pallet "B"	Piece #5	6" H x 24" W x 12" D	9	124	2520	1 18
	Piece #6	6" H x 28" W x 12" D	9	147		1.17
Pallet "D" 3" High	Piece #1	3" H x 8" W x 12" D	24	16		0.167
	Piece #2	3" H x 12" W x 12" D	24	27.5	2160	0.25 15
	Piece #3	3" H x 16" W x 12" D	24	39		0.33


Madera Wall Units (Non-aged) are sold in full pallet quantities only.

Colors						
	MN River	North Shore	Iron Range	Sterling Gray	Pallet "A"	Pallet "B"
Pallet "A"	BG530♦	BG515♦	BG529♦	BG531♦		
Pallet "B"	BG5300♦	BG520♦	BG5290♦	BG5310♦		
Pallet "D"	BG5302♦	BG526♦	BG5292♦	BG5312♦		

\*Indicates Stocked Item ♦Indicates Non-Stocked Item

Cap				
Size	Pcs/Pallet	Lineal Ft/Piece	Lbs/Cap	Lbs/Pallet
3" H x 14" W x 15" D	36	1.17	50	1800

Any Non-Stocked Borgert Products ordered in less than full pallet quantities will be subjected to a \$15 Split Fee

Colors					
	MN River	North Shore	Iron Range	Sterling Gray	Charcoal
	BG5304♦	BG528♦	BG5294♦	BG5314♦	BG532♦

\*Indicates Stocked Item ♦Indicates Non-Stocked Item

Column Unit				
Size	Pcs/Pallet	Lineal Ft/Piece	Lbs / Block	Lbs/Pallet
6" H x 8" W x 12" D	54		47	2538

Any Non-Stocked Borgert Products ordered in less than full pallet quantities will be subjected to a \$15 Split Fee

Colors				
	MN River	North Shore	Iron Range	Sterling Gray
	BG5303♦	BG527♦	BG5293♦	BG5313♦

\*Indicates Stocked Item ♦Indicates Non-Stocked Item

**Strassen® Retaining Wall**  
(Tumbled)

	Size	Pcs / Pallet	Lbs / Block	Lbs / Pallet	Sq Ft / Block	Sq Ft / Pallet
Strassen Lrg	4" H x 8" D x 12" L	96	29.5	2825	0.33	31.68
Strassen Med	4" H x 8" D x 8" L	96	17.2	1650	0.22	21.12
Strassen Sm	4" H x 8" D x 4" L	144	8.2	1175	0.11	15.84

Trapezoid	4" H x 8" D Wide End: 7 ¼" Narrow End: 5 ½"	63	15	945	0.11	11.55
-----------	---	----	----	-----	------	-------

Any Non-Stocked Borgert Products ordered in less than full pallet quantities will be subjected to a \$15 Split Fee

Colors					
	MN River	North Shore	Iron Range	Sterling Gray	Charcoal
Strassen Lrg	BG421*	BG423*	BG425*	BG4260*	BG427*
Strassen Med	BG4210♦	BG4230♦	BG4250♦	BG4261♦	N/A
Strassen Sm	BG4211♦	BG4231♦	BG4251♦	BG4262♦	N/A
Trapezoid	BG4212♦	BG4232♦	BG4252♦	BG4263♦	N/A

\*Indicates Stocked Item ♦Indicates Non-Stocked Item



Strassen Large



Strassen Medium



Strassen Small



Strassen Trapezoid

Strassen® Retaining Wall Precast Cap				
Size	Lbs/Piece	Pcs/Pallet	Lbs/Pallet	
2 ½" H x 30" L x 11" W	85	21	1785	

Any Non-Stocked Borgert Products ordered in less than full pallet quantities will be subjected to a \$15 Split Fee

Colors		
Limestone	Charcoal	
BG4460*	BG446*	

\*Indicates Stocked Item ♦Indicates Non-Stocked Item

**CALL FOR PRICING, AVAILABILITY AND ADDITIONAL INFORMATION.**





**Strassen® II Retaining Wall**  
(Non-tumbled)

	Size	Pcs / Pallet	Lbs / Block	Lbs / Pallet	Sq Ft / Block	Sq Ft / Pallet
<b>Strassen II Pallet "A"</b>	4" H x 8" D x 12" L	96	29.5	2825	0.33	31.68
<b>Trapezoid</b>	4" H x 8" D	63	15	945	0.11	11.55

Any Non-Stocked Borgert Products ordered in less than full pallet quantities will be subjected to a \$15 Split Fee

**Colors**

	MN River	Sterling Gray	Charcoal
<b>Strassen II Pallet "A"</b>	BG4213♦	BG4264♦	BG4270♦
<b>Trapezoid</b>	BG4214♦	BG4265♦	BG4271♦



\*Indicates Stocked Item ♦Indicates Non-Stocked Item

**Precast Pillar Caps**

Size	Lbs/Piece	Pcs/Pallet	Lbs/Pallet
24" x 24" x 2 1/4"	145	8	1080

Any Non-Stocked Borgert Products ordered in less than full pallet quantities will be subjected to a \$15 Split Fee

**Colors**

	Limestone	Charcoal	
<b>Sloped Smooth Pillar Cap</b>	BG4500♦	BG450♦	
<b>Sloped Rock Face Pillar Cap</b>	BG4490♦	BG449♦	
<b>Flat Smooth Pillar Cap</b>	BG4480♦	BG448♦	
<b>Flat Rock Face Pillar Cap</b>	BG4470♦	BG447♦	

Rock Face Pillar Cap

Smooth Pillar Cap

\*Indicates Stocked Item ♦Indicates Non-Stocked Item

**Borgert Step Unit**

Size	Lbs/Piece	Pcs/Pallet	Lbs/Pallet
6" H x 18" D x 48" W	425	6	2550

Any Non-Stocked Borgert Products ordered in less than full pallet quantities will be subjected to a \$15 Split Fee

**Colors**

MN River	North Shore	Iron Range
BG2000*	BG2022*	BG2024*
Sterling Gray	NEW! Buff	NEW! Charcoal
BG2023*	BG2011♦	BG2012♦



\*Indicates Stocked Item ♦Indicates Non-Stocked Item

**CALL FOR PRICING, AVAILABILITY AND ADDITIONAL INFORMATION.**

Gertens Landscape Project Desk: 651-239-1315 | P: 651.450.1501 | F: 651.239.1316 | E: questions@gertens.com | W: gertens.com

\*Prices and availability are subject to change without notice.

# RETAINING WALLS



## Tribute Traditional Split Face

Size	Pcs / Pallet	Lbs / Block	Lbs / Pallet	Sq Ft / Block	Sq Ft / Pallet
12" D x 6" H x 16" L	36	76	2750	0.67	24.12

Pins sold separately (2 pins needed per block)

County Materials Tribute wall block is sold by the piece.  
\$25 per pallet fee will be assessed for all partial pallet orders.

### Colors

Gray	October Oak	Canyon Brown	Silvertone
C100♦	C130♦	C105♦	C115♦
Swiss Mocha	Graphite	Vision	
C119♦	C101♦	C103♦	



\*Indicates Stocked Item ♦Indicates Non-Stocking Item

Alternative finishes and colors available and are made to order. Call for quote and availability. Lead times are estimated to be 4 - 6 weeks from date of order.

## Tribute Split Face Two Sided

Size	Pcs / Pallet	Lbs / Block	Lbs / Pallet	Sq Ft / Block	Sq Ft / Pallet
10" D x 6" H x 16" L	36	64	2313	0.67	24.12

Pins sold separately (2 pins needed per block)

County Materials Tribute wall block is sold by the piece.  
\$25 per pallet fee will be assessed for all partial pallet orders.

### Colors

Gray	Canyon Brown	Silvertone	Swiss Mocha
C1699♦	C170♦	C175♦	C183♦
October Oak	Graphite	Vision	
C190♦	C176♦	C178♦	



\*Indicates Stocked Item ♦Indicates Non-Stocking Item

Alternative finishes and colors available and are made to order. Call for quote and availability. Lead times are estimated to be 4 - 6 weeks from date of order.

## Tribute Split Face Corner

Size	Pcs / Pallet	Lbs / Block	Lbs / Pallet	Sq Ft / Block	Sq Ft / Pallet
12" D x 6" H x 16" L	72	38	2750	0.33	23.76

County Materials Tribute wall block is sold by the piece.  
\$25 per pallet fee will be assessed for all partial pallet orders.

### Colors

#### Tribute Traditional Corner

Gray	Canyon Brown	Silvertone	Swiss Mocha
C132♦	C1320♦	C1321♦	C1325♦
October Oak	Graphite	Vision	
C1326♦	C1327♦	C1329♦	



\*Indicates Stocked Item ♦Indicates Non-Stocking Item

Alternative finishes and colors available and are made to order. Call for quote and availability. Lead times are estimated to be 4 - 6 weeks from date of order.

## NEW! Tribute Smooth Face

Size	Pcs / Pallet	Lbs / Block	Lbs / Pallet	Sq Ft / Block	Sq Ft / Pallet
12" D x 6" H x 16" L	36	76	2750	0.67	24.12

Pins sold separately (2 pins needed per block)

County Materials Tribute wall block is sold by the piece.  
\$25 per pallet fee will be assessed for all partial pallet orders.

### Colors

Majestic	Reflection	Timeless	Vision
C2380♦	C2382♦	C2384♦	C2386♦

\*Indicates Stocked Item ♦Indicates Non-Stocking Item

**CALL FOR PRICING, AVAILABILITY AND ADDITIONAL INFORMATION.**





**NEW! Tribute Smooth 90° Corner**

Size	Pcs / Pallet	Lbs / Block	Lbs / Pallet	Sq Ft / Block	Sq Ft / Pallet
10 1/8" D x 6" H x 15 5/8" L	52	66	3430	0.67	34.84

County Materials Tribute wall block is sold by the piece.

**Colors**

Majestic	Reflection	Timeless	Vision
C2388◆	C2390◆	C2392◆	C2394◆

\*Indicates Stocked Item ◆Indicates Non-Stocking Item

**County Pins**

Item #	Description	Pins/Case	Pins needed Per Block
C238◆	Tribute Wall Pin	500	2

\*Indicates Stocked Item ◆Indicates Non-Stocking Item

**County Block Retaining Wall**

Size	Pcs / Pallet	Lbs / Block	Lbs / Pallet	Sq Ft / Block	Sq Ft / Pallet
12" D x 7 7/8" H x 12-1/2" L	64	46	2965	0.66	42.24

Pins sold separately (2 pins needed per block)

County Materials County wall block is sold by the piece.

\$25 per pallet fee will be assessed for all partial pallet orders.

**Colors**

Gray	Canyon Brown	Silvertone	Swiss Mocha	Timeless
C31170◆	C31172◆	C31174◆	C31176◆	C31178◆

\*Indicates Stocked Item ◆Indicates Non-Stocking Item

**County Block Retaining Wall**

Size	Pcs / Pallet	Lbs / Block	Lbs / Pallet	Sq Ft / Block	Sq Ft / Pallet
12" D x 7 7/8" H x 6-1/4" L	128	23	2965	0.33	42.24

County Materials County wall block is sold by the piece.

\$25 per pallet fee will be assessed for all partial pallet orders.

**Colors**

Gray	Canyon Brown	Silvertone	Swiss Mocha	Timeless
C31180◆	C31182◆	C31184◆	C31186◆	C31188◆

\*Indicates Stocked Item ◆Indicates Non-Stocking Item

**Accent Burnished Block**

Size	SqFt / Block	Pcs / Pallet	Sq Ft / Pallet	Lbs / Block	Lbs / Pallet
3-5/8" x 3-5/8" x 15-5/8"	0.393	60	23.58	14	830

County Materials Accent Burnished Block is sold by the piece.

\$25 per pallet fee will be assessed for all partial pallet orders.

**Colors**

Galaxy	Sea Salt
C4711◆	C4713◆

\*Indicates Stocked Item ◆Indicates Non-Stocking Item

**CALL FOR PRICING, AVAILABILITY AND ADDITIONAL INFORMATION.**

Gertens Landscape Project Desk: 651-239-1315 | P: 651.450.1501 | F: 651.239.1316 | E: questions@gertens.com | W: gertens.com

\*Prices and availability are subject to change without notice.



**Winston Split Face (Straight) Retaining Wall**  
Solid Top | Rear Lip System

Size	Pcs / Pallet	Lbs / Block	Lbs / Pallet	Sq Ft / Block	Sq Ft / Pallet	Setback / Block
12" D x 6" H x 17-1/2" L	45	74	3340	0.73	33	~1"

County Materials Winston wall block is sold by the piece.  
\$25 per pallet fee will be assessed for all partial pallet orders.

**Colors**

Gray	Canyon Brown	Graphite	October Oak	Silvertone
C310*	C3100*	C3101*	C3105*	C3102*

\*Indicates Stocked Item    ♦Indicates Non-Stocking Item



**Winston Tri-Split Retaining Wall**  
Solid Top | Rear Lip System

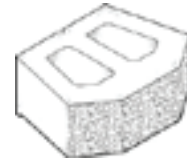
Size	Pcs / Pallet	Lbs / Block	Lbs / Pallet	Sq Ft / Block	Sq Ft / Pallet	Setback / Block
12" D x 6" H x 16" L	45	67	3020	0.67	30.15	~1"

County Materials Winston wall block is sold by the piece.  
\$25 per pallet fee will be assessed for all partial pallet orders.

**Colors**

Gray	Canyon Brown	Graphite	October Oak	Silvertone
C308♦	C3080♦	C3081♦	C3086♦	C3082♦

\*Indicates Stocked Item    ♦Indicates Non-Stocking Item



**Winston Straight Corner**

Size	Pcs / Pallet	Lbs / Block	Lbs / Pallet	Sq Ft / Block	Sq Ft / Pallet
12" D x 6" H x 8-3/4" L	90	37	3340	0.36	32.4

County Materials Winston wall block is sold by the piece.  
\$25 per pallet fee will be assessed for all partial pallet orders.

**Colors**

Gray	Canyon Brown	Graphite	October Oak	Silvertone
C3106*	C3108*	C3109*	C3113*	C3110*

\*Indicates Stocked Item    ♦Indicates Non-Stocking Item



**Winston Tri-Split Corner**

Size	Pcs / Pallet	Lbs / Block	Lbs / Pallet	Sq Ft / Block	Sq Ft / Pallet
12" D x 6" H x 8" L	90	34	3020	0.33	29.7

County Materials Winston wall block is sold by the piece.  
\$25 per pallet fee will be assessed for all partial pallet orders.

**Colors**

Gray	Canyon Brown	Graphite	October Oak	Silvertone
C3088♦	C3090♦	C3091♦	C3113♦	C3110♦

\*Indicates Stocked Item    ♦Indicates Non-Stocking Item



**Integrity Retaining Wall**  
Rear Lip System

Size	Pcs / Pallet	Lbs / Block	Lbs / Pallet	Sq Ft / Block	Sq Ft / Pallet
12" D x 8" H x 18" L	36	81	2925	1	36

County Materials Integrity wall block is sold by the piece.  
\$25 per pallet fee will be assessed for all partial pallet orders.

**Colors**

Gray	Canyon Brown	Graphite	October Oak	Silvertone
C31130♦	C31132♦	C31134♦	C31136♦	C31138♦

\*Indicates Stocked Item    ♦Indicates Non-Stocking Item

**Integrity Corner**

Size	Pcs / Pallet	Lbs / Block	Lbs / Pallet	Sq Ft / Block	Sq Ft / Pallet
3 5/8" D x 8" H x 12" L	60	28	1665	0.67	40.2

County Materials Integrity wall block is sold by the piece.  
\$25 per pallet fee will be assessed for all partial pallet orders.

**Colors**

Gray	Canyon Brown	Graphite	October Oak	Silvertone
C31146♦	C31148♦	C31150♦	C31152♦	C31154♦

\*Indicates Stocked Item    ♦Indicates Non-Stocking Item

**CALL FOR PRICING, AVAILABILITY AND ADDITIONAL INFORMATION.**





**County Cub Garden Wall**

Size	Pcs / Pallet	Lbs / Block	Lbs / Pallet	Sq Ft / Block	Sq Ft / Pallet	Setback / Block
8" D x 3 3/4" H x 12" L	168	22	3750	0.30	50.4	~3/4"

County Materials Cub Garden wall block is sold by the piece.  
\$25 per pallet fee will be assessed for all partial pallet orders.



**Colors**

Hickory Blend	Canyon Brown	Desert Vista	Gray	Rio Grande	Silvertone	Brown
C301♦	C304*	C303♦	C300*	C305♦	C306*	C302*

\*Indicates Stocked Item   ♦Indicates Non-Stocking Item

Alternative finishes and colors available and are made to order. Call for quote and availability. Lead times are estimated to be 4 - 6 weeks from date of order.

**County Cub Cap**

Size	Pcs / Pallet	Lbs / Block	Lbs / Pallet	Ln Ft / Cap	Ln Ft / Pallet
8" D x 2" H x 13 3/8" L	108	16	1773	1.11	120.38

County Materials Cub cap is sold by the piece.  
\$25 per pallet fee will be assessed for all partial pallet orders.



**Colors**

Hickory Blend	Canyon Brown	Desert Vista	Gray	Rio Grande	Silvertone	Brown
C3061♦	C3064*	C6303♦	C3060*	C3065♦	C3066*	C3062*

\*Indicates Stocked Item   ♦Indicates Non-Stocking Item

Alternative finishes and colors available and are made to order. Call for quote and availability. Lead times are estimated to be 4 - 6 weeks from date of order.

**NEW! Unity Landscape Block**

**Smooth**

Size	Pcs / Pallet	Lbs / Block	Lbs / Pallet	Sq Ft / Block	Sq Ft / Pallet
9" D x 18" H x 4" L	80	36	2850	0.5	40

County Materials Unity Landscape Block is sold by the piece.  
\$25 per pallet fee will be assessed for all partial pallet orders.

**Colors**

Enlighten	Haven	Majestic	Reflection	Timeless	Vision
C3000♦	C3002♦	C3004♦	C3006♦	C3008♦	C3010♦

\*Indicates Stocked Item   ♦Indicates Non-Stocking Item

**Retaining Wall Cap**

Size	LF/Pallet	LF/Cap	Pcs / Pallet	Lbs / Block	Lbs / Pallet
(F) 18" D x 3" H x 15.12" L (B) 12.243" D x 3" H x 15.12" L	79	1.27	63	51	3200

County Materials Retaining Wall Cap is sold by the piece.  
\$25 per pallet fee will be assessed for all partial pallet orders.

**Colors**

Canyon Brown	Graphite	Gray	October Oak	Silvertone	Swiss Mocha	Vision
C286*	C287*	C285*	C2850*	C288*	C289♦	C290♦

\*Indicates Stocked Item   ♦Indicates Non-Stocking Item

Alternative finishes and colors available and are made to order. Call for quote and availability. Lead times are estimated to be 4 - 6 weeks from date of order.

**NEW! Wall Cap**

**Smooth Face**

Size	LF/Pallet	LF/Cap	Pcs / Pallet	Lbs / Block	Lbs / Pallet
13-1/4" D x 3" H x 18" L	94.5	1.5	63	51	3200

County Materials Smooth Face Retaining Wall Cap is sold by the piece.  
\$25 per pallet fee will be assessed for all partial pallet orders.

**Colors**

Majestic	Reflection	Timeless	Vision
C29970♦	C29972♦	C29974♦	C29976♦

\*Indicates Stocked Item   ♦Indicates Non-Stocking Item

**CALL FOR PRICING, AVAILABILITY AND ADDITIONAL INFORMATION.**



**Summit Stone  
Smooth**

	Size	Pcs / Pallet	Lbs / Block	Lbs / Pallet
Medium	7-1/4" D x 3-5/8" H x 10-7/8" L	160	22	3410
Large	7-1/4" D x 3-5/8" H x 14-1/2" L	120	29	3410
Tapered	7-1/4" D x 3-5/8" H x 7-1/4"-10" L	168	18	2960

County Materials Summit Stone is sold by the piece.  
\$25 per pallet fee will be assessed for all partial pallet orders.

**Colors**

	Haven	Majestic	Reflection	Timeless	Vision	NEW! Beckon	NEW! Enlighten
Medium	C451♦	C453♦	C454♦	C456♦	C457♦	C4719906♦	C4719908♦
Large	C458♦	C460♦	C461♦	C463♦	C464♦	C4719902♦	C4719904♦
Tapered	C465♦	C467♦	C468♦	C470♦	C471♦	C4719910♦	C4719912♦

\*Indicates Stocked Item      ♦Indicates Non-Stocking Item

**Summit Stone  
Tumbled**

	Size	Pcs / Pallet	Lbs / Block	Lbs / Pallet
Medium	7-1/4" D x 3-5/8" H x 10-7/8" L	160	22	3410
Large	7-1/4" D x 3-5/8" H x 14-1/2" L	120	29	3410
Tapered	7-1/4" D x 3-5/8" H x 7-1/4"-10" L	168	18	2960

County Materials Summit Stone is sold by the piece.  
\$25 per pallet fee will be assessed for all partial pallet orders.

**Colors**

	Haven	Majestic	Reflection	Timeless	Vision	NEW! Beckon	NEW! Enlighten
Medium	C430♦	C432♦	C433♦	C435♦	C436♦	C47199997♦	C47200000♦
Large	C437♦	C439♦	C440♦	C442♦	C443♦	C47199994♦	C47199996♦
Tapered	C471997♦	C471995♦	C447♦	C449♦	C471991♦	C47200002♦	C47200004♦

\*Indicates Stocked Item      ♦Indicates Non-Stocking Item

**Bin Block  
Smooth**

	Size	Sq Ft / Block	Pcs / Pallet	Lbs / Pallet
Full Block	24" x 24" x 72"	12	1	3645
Half Block	24" x 24" x 36"	6	1	1845

County Materials Bin Block is sold by the piece.  
\$25 per pallet fee will be assessed for all partial pallet orders.

**Colors**

**Smooth - Gray**

Full Block	C405♦
Half Block	C410♦

\*Indicates Stocked Item      ♦Indicates Non-Stocking Item

**Bin Block  
Cut Stone**

	Size	Sq Ft / Block	Pcs / Pallet	Lbs / Pallet
Full Block	24" x 24" x 72"	12	1	3645
Half	24" x 24" x 36"	6	1	1845
Full Corner	24" x 24" x 72"	12	1	3645

County Materials Bin Block is sold by the piece.  
\$25 per pallet fee will be assessed for all partial pallet orders.

**Colors**

Full Block	C412♦
Half Block	C414♦
Bin Block - Full Corner	C416♦

\*Indicates Stocked Item      ♦Indicates Non-Stocking Item

**CALL FOR PRICING, AVAILABILITY AND ADDITIONAL INFORMATION.**





**Rib Rock**

**Oversize Retaining Wall Block (WISDOT approved)**

**Rough Texture - Gray**

**Standard Block**

SKU	Description	Size	Sq Ft / Unit	Units / Pallet	Sq Ft / Pallet	Lbs / Unit	Lbs / Pallet
C360◆	Base	27" x 24" x 48"	8	2	16	2823	5645
C361◆	44" Tapered	23" x 24" x 44"	7.3	2	14.6	1773	3545
C362◆	48" Tapered	23" x 24" x 48"	8	2	16	1823	3645
C363◆	Half Block	24" x 24" x 24"	4	2	8	1123	2245
C364◆	52" Tapered	23" x 24" x 52"	8.7	2	17.4	2223	4445
C365◆	Drain Block w/6" PVC	23" x 24" x 48"	8	2	16	1823	3645
C366◆	Corner	27-1/2" x 24" x 52"	12	2	24	2343	4685
C367◆	Half Corner	24" x 24" x 24"	8	2	16	1225	2450

County Materials Rib Rock is sold by the piece.  
 \$25 per pallet fee will be assessed for all partial pallet orders.

\*Indicates Stocked Item ◆Indicates Non-Stocking Item

**Top Block**

SKU	Description	Size	Sq Ft / Unit	Units / Pallet	Sq Ft / Pallet	Lbs / Unit	Lbs / Pallet
C390◆	44" Tapered	23" x 24" x 44"	7.3	2	14.6	1522	3044
C391◆	48" Tapered	23" x 24" x 48"	8	2	16	1565	3130
C392◆	Half Block	24" x 24" x 24"	4	2	8	966	1932
C393◆	52" Tapered	23" x 24" x 52"	8.7	2	17.4	1907	3814
C394◆	Corner	27-1/2" x 24" x 52"	12	2	24	2010	4020
C395◆	Half Corner	24" x 24" x 24"	8	2	16	1052	2104

County Materials Rib Rock is sold by the piece.  
 \$25 per pallet fee will be assessed for all partial pallet orders.

\*Indicates Stocked Item ◆Indicates Non-Stocking Item

**Sloped Block**

SKU	Description	Size	Units / Pallet	Lbs / Unit	Lbs / Pallet
C3700◆	Left	23" x 24" x 48"	2	1373	2745
C3702◆	Right	23" x 24" x 48"	2	1373	2745

County Materials Rib Rock is sold by the piece.  
 \$25 per pallet fee will be assessed for all partial pallet orders.

\*Indicates Stocked Item ◆Indicates Non-Stocking Item

**Light Block**

SKU	Description	Size	Sq Ft / Unit	Units / Pallet	Sq Ft / Pallet	Lbs / Unit	Lbs / Pallet
C3708◆	48" Tapered	23" x 24" x 48"	8	2	16	1823	3645

County Materials Rib Rock is sold by the piece.  
 \$25 per pallet fee will be assessed for all partial pallet orders.

\*Indicates Stocked Item ◆Indicates Non-Stocking Item

**Rib Rock Cap**

SKU	Description	Size	Sq Ft / Unit	Units / Pallet	Sq Ft / Pallet	Lbs / Unit	Lbs / Pallet
C368◆	Straight	25" x 7" x 48"	2.33	4	9.32	1543	3085
C3998◆	Face on Front & Back	25" x 7" x 48"	2.33	4	9.32	1543	3085
C3999◆	Face on Front-Back-1 End	25" x 7" x 48"	2.33	4	9.32	1543	3085
C369◆	Corner	25" x 7" x 48"	2.33	4	9.32	1543	3085

County Materials Rib Rock is sold by the piece.  
 \$25 per pallet fee will be assessed for all partial pallet orders.

\*Indicates Stocked Item ◆Indicates Non-Stocking Item

**Additional freight will be charged on all Rib Rock deliveries.**

**CALL FOR PRICING, AVAILABILITY AND ADDITIONAL INFORMATION.**

# RETAINING WALLS



## Rib Rock

### Oversize Retaining Wall Block (WISDOT approved)

#### Drystack Texture - Gray

#### Standard Block

SKU	Description	Size	Sq Ft / Unit	Units / Pallet	Sq Ft / Pallet	Lbs / Unit	Lbs / Pallet
C380♦	Base	27" x 24" x 48"	8	2	16	2823	5645
C382♦	44" Tapered	23" x 24" x 44"	7.3	2	14.6	1773	3545
C381♦	48" Tapered	23" x 24" x 48"	8	2	16	1823	3645
C3820♦	Half Block	24" x 24" x 24"	4	2	8	1123	2245
C383♦	52" Tapered	23" x 24" x 52"	8.7	2	17.4	2223	4445
C384♦	Drain Block w/6" PVC	23" x 24" x 48"	8	2	16	1823	3645
C385♦	Corner	27-1/2" x 24" x 52"	12	2	24	2343	4685
C387♦	Half Corner	24" x 24" x 24"	8	2	16	1225	2450

County Materials Rib Rock is sold by the piece.

\*Indicates Stocked Item ♦Indicates Non-Stocking Item

#### Top Block

SKU	Description	Size	Sq Ft / Unit	Units / Pallet	Sq Ft / Pallet	Lbs / Unit	Lbs / Pallet
C396♦	44" Tapered	23" x 24" x 44"	7.3	2	14.6	1522	3044
C397♦	48" Tapered	23" x 24" x 48"	8	2	16	1565	3130
C398♦	Half Block	24" x 24" x 24"	4	2	8	966	1932
C399♦	52" Tapered	23" x 24" x 52"	8.7	2	17.4	1907	3814
C3990♦	Corner	27-1/2" x 24" x 52"	12	2	24	2010	4020
C3991♦	Half Corner	24" x 24" x 24"	8	2	16	1052	2104

County Materials Rib Rock is sold by the piece.

\*Indicates Stocked Item ♦Indicates Non-Stocking Item

#### Sloped Block

SKU	Description	Size	Units / Pallet	Lbs / Unit	Lbs / Pallet
C3704♦	Left	23" x 24" x 48"	2	1373	2745
C3706♦	Right	23" x 24" x 48"	2	1373	2745

County Materials Rib Rock is sold by the piece.

\*Indicates Stocked Item ♦Indicates Non-Stocking Item

#### Light Block

SKU	Description	Size	Sq Ft / Unit	Units / Pallet	Sq Ft / Pallet	Lbs / Unit	Lbs / Pallet
C3710♦	48" Tapered	23" x 24" x 48"	8	2	16	1823	3645

County Materials Rib Rock is sold by the piece.

\*Indicates Stocked Item ♦Indicates Non-Stocking Item

#### Rib Rock Cap

SKU	Description	Size	Sq Ft / Unit	Units / Pallet	Sq Ft / Pallet	Lbs / Unit	Lbs / Pallet
C388♦	Straight	25" x 7" x 48"	2.33	4	9.32	1543	3085
C3998♦	Face on Front & Back	25" x 7" x 48"	2.33	4	9.32	1543	3085
C3999♦	Face on Front-Back-1 End	25" x 7" x 48"	2.33	4	9.32	1543	3085
C389♦	Right Corner	25" x 7" x 48"	2.33	4	9.32	1543	3085

County Materials Rib Rock is sold by the piece.

\*Indicates Stocked Item ♦Indicates Non-Stocking Item

**Additional freight will be charged on all Rib Rock deliveries.**

**CALL FOR PRICING, AVAILABILITY AND ADDITIONAL INFORMATION.**





**Seat Wall Cap / Coping / Tread**

Size	Pcs / Pallet	Lbs / Block	Lbs / Pallet
14" x 30" x 2-3/4"	18	120	2156

Sold by the piece.  
 \$25 per pallet fee will be assessed for all partial pallet orders.

**Colors**

Reflection	Vision
C29962♦	C29964♦
	*Indicates Stocked Item ♦Indicates Non-Stocking Item

**24" Column Cap**

Size	Pcs / Pallet	Lbs / Block	Lbs / Pallet
24" x 24" x 2-3/4"	8	131	1042

Sold by the piece.  
 \$25 per pallet fee will be assessed for all partial pallet orders.

**Colors**

Reflection	Vision
C29966♦	C29968♦
	*Indicates Stocked Item ♦Indicates Non-Stocking Item

**NEW! 30" Column Cap**

Size	Pcs / Pallet	Lbs / Block	Lbs / Pallet
30" x 30" x 2-3/4"	6	204	1224

Sold by the piece.  
 \$25 per pallet fee will be assessed for all partial pallet orders.

**Colors**

Reflection	Vision
C9970♦	C9972♦
	*Indicates Stocked Item ♦Indicates Non-Stocking Item

**Landscape Step Unit**

Size	Pcs/Pallet	Lbs/Step	Lbs/Pallet
14" x 6" x 24"	10	168	1680

Sold by the piece.  
 \$25 per pallet fee will be assessed for all partial pallet orders.

**Colors**

Canyon Brown	Graphite	Gray	October Oak
C4202♦	C4204♦	C4206♦	C4208♦
Silvertone	NEW! Vision		
C4209♦	C4210♦		
	*Indicates Stocked Item ♦Indicates Non-Stocking Item		

**Oversize Landscape 3-Sided Step Units**

Size	Pcs/Pallet	Lbs/Step	Lbs/Pallet
25" x 6-1/4" x 48"	4	772	3085

Sold by the piece.  
 \$25 per pallet fee will be assessed for all partial pallet orders.

**Colors**

Gray	Camel	Portobello
C4214♦	C4212♦	C4216♦
	*Indicates Stocked Item ♦Indicates Non-Stocking Item	

**Passageways Step**

Size	Pcs/Pallet	Lbs/Step	Lbs/Pallet
20" x 6" x 48"	4	474	1896

Sold by the piece.  
 \$25 per pallet fee will be assessed for all partial pallet orders.

**Colors**

Dream	Reflection	Reunion	Vision
C4200♦	C42010♦	C42010♦	C42014♦
NEW! Beckon			
C42016♦			
	*Indicates Stocked Item ♦Indicates Non-Stocking Item		

**NEW! Passageways Step - Glow Path**

Size	Pcs / Pallet	Lbs / Block	Lbs / Pallet
20" x 6" x 48"	4	474	1896

Sold by the piece.  
 \$25 per pallet fee will be assessed for all partial pallet orders.

**Colors**

Reflection	Vision
C42018♦	C42020♦
	*Indicates Stocked Item ♦Indicates Non-Stocking Item

**CALL FOR PRICING, AVAILABILITY AND ADDITIONAL INFORMATION.**



Rosetta™ Belvedere							
Description	Size	Back	SqFt/Pallet	SqFt/Pc	Lbs/Pc	Pcs/Pallet	Lbs/Pallet
Retaining Wall Pallet	6" x 9" x 3"	4" W	27	0.125	10	12	2475
	12" x 9" x 3"	10" W		0.25	22	12	
	18" x 9" x 3"	16" W		0.375	36	12	
	6" x 9" x 6"	4" W		0.25	21	12	
	12" x 9" x 6"	10" W		0.5	42	12	
	18" x 9" x 6"	16" W		0.75	67	12	
<b>Rosetta™ Belvedere Retaining Wall Pallet is sold in full pallet quantities only.</b>							
Corner Pallet	15" x 9" x 3"	14" W	24	0.313	30	16	1520
	15" x 9" x 6"	14" W		0.625	58	16	

One pallet of corner block builds a 24" x 24" x 36" pillar.

**Rosetta Belvedere™ Corners are sold by the set only.**

Description	Size	Back	Lineal Ft/Plt	Ln Ft/Pc	Lbs/Pc	Pcs/Pallet	Lbs/Pallet
Coping (Caps) Pallet	4" x 10 ¼" x 2 ¼"	6" W	33	0.33	9	24	1552
	12" x 10 ¼" x 2 ¼"	10" W		1	20	24	
	18" x 10 ¼" x 2 ¼"	16" W		1.5	30	12	
	18" x 10 ¼" x 2 ¼" Right End	17" W		1.5	29	6	
	18" x 10 ¼" x 2 ¼" Left End	17" W		1.5	34	6	
	<b>Rosetta™ Belvedere Coping (Caps) are sold in 11 lineal feet increments only.</b>						

Description	Size	SqFt/Pallet	SqFt/Pc	Lbs/Pc	Pcs/Pallet	Lbs/Pallet
Pillar Cap	27" x 27" 2 ½"	50.6	5.06	150	10	1550

**Colors**

	Fond Du Lac	Copper Canyon	Pacific Gray
Belvedere Wall	R500♦	R516♦	R5164♦
Belvedere Corner	R505♦	R5160♦	R5166♦
Belvedere Coping	R510♦	R5161♦	R5168♦
Belvedere Pillar Cap	R515♦	R5162♦	R5170♦

\*Indicates Stocked Item      ♦Indicates Non-Stock Item

Rosetta™ Kodah							
Description	Size	SqFt/Pallet	SqFt/Pc	Lbs/Pc	Pcs/Pallet	Lbs/Pallet	
Wall Pallet	42" x 10 ½" x 6"	18	1.75	200	18	2400	
	30" x 10 ½" x 6"		1.25	140			
	21" x 10 ½" x 6"		0.88	100			
	12" x 10 ½" x 6"		0.5	50			
<b>Rosetta™ Kodah Wall Pallet is sold in full pallet quantities only.</b>							
Corner Pallet	21" x 10 ½" x 6"	21	0.88	100	24	2400	

**Rosetta™ Kodah Corner Pallet is sold in full pallet quantities only.**

**Colors**

	Fond Du Lac	Copper Canyon	Pacific Gray
Kodah Wall	R5174♦	R5178♦	R5182♦
Kodah Corner	R5176♦	R5180♦	R5184♦

\*Indicates Stocked Item      ♦Indicates Non-Stock Item

Rosetta™ Irregular Step				
Description	Size	Lbs/Pc	Pcs/Pallet	Lbs/Pallet
Irregular Step	Irregular x 7" H	493	6	3008

Rosetta™ Irregular Steps are sold in full pallet quantities only.

**Colors**

	Fond Du Lac	Copper Canyon	Pacific Gray
Irregular Step	I37♦	I38♦	I39♦

\*Indicates Stocked Item      ♦Indicates Non-Stock Item

**CALL FOR PRICING, AVAILABILITY AND ADDITIONAL INFORMATION.**





## Lakeland™ Free Standing Wall

	Size	Pcs / Pallet	Lbs / Block	Lbs / Pallet	Sq Ft / Block	Sq Ft / Pallet	Setback / Block
Large Tumbled	4" x 12" x 8"	80	31	2520	0.33	26	0
Tumbled Medium	4" x 8" x 8"	80 sets	15	2040	0.22	26	0
Tumbled Small	4" x 4" x 8"		10		0.11		
Large Smooth	4" x 12" x 8"	80	31	2520	0.33	26	0

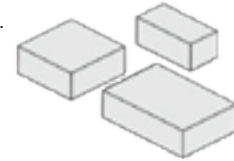
*Small & Medium are sold as a set only*

To estimate number of units needed, divide total square feet by .33  
Non-Stocked Lakeland Free Standing Wall block is sold by the pallet only.

### Colors

	Bluestone	Santa Fe	Beechwood	Cascade	Onyx
Large	R320*	R300*	R330*	R317*	R337*
4/8 Set	R325*	R305*	R335*	R318*	N/A
12" Smooth	N/A	N/A	N/A	N/A	R3406♦

\*Indicates Stocked Item    ♦Indicates Non-Stock Item



## Riverland Radius™ Free Standing Wall

	Size	Pcs / Pallet	Lbs / Block	Lbs / Pallet	Sq Ft / Set	Sq Ft / Pallet	Setback / Block
	Front 4" x 16" x 8" Back 4" x 15" x 8"	30 sets	87.5 lbs/set	2800	1	30	0
	Front 4" x 12" x 8" Back 4" x 11" x 8"						
	Front 4" x 8" x 8" Back 4" x 7" x 8"						

1 piece of each size equals a set.

8' Outside Radius Using All 3 Pieces Without Cutting.  
Riverland Radius™ Free Standing Wall is sold by the pallet only.

### Colors

Bluestone	Santa Fe	Beechwood	Onyx	Cascade
R455♦	R450♦	R465♦	R4650♦	R4651♦

\*Indicates Stocked Item    ♦Indicates Non-Stock Item



## Cottage Stone® Garden Wall

	Size	Pcs / Pallet	Lbs / Block	Lbs / Pallet	Sq Ft / Block	Sq Ft / Pallet	Setback / Block
	4" x 12" x 8.5"	96	26.5	2450	0.33	32	1" per 4"

Cottage Stone® Wall is sold by the pallet only.

### Colors

Charcoal	Gray	Sandstone	Sandstone/Brown
R2484♦	R2486♦	R2488♦	R2490♦

\*Indicates Stocked Item    ♦Indicates Non-Stock Item



## Sapphire Wall

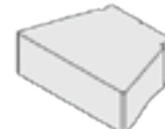
	Size	Pcs / Pallet	Lbs / Block	Lbs / Pallet	Sq Ft / Block	Sq Ft / Pallet	Setback / Block
Sapphire Wall	6" x 17 ¼" x 12"	45	68	3100	0.75	33.75	Built in - 1"
Sapphire Corner	6" x 16" x 8"	48	61	3002	0.66	32	N/A

Sapphire Wall and Corners are sold by the layer. Any non-stock Rochester Concrete, Interlock, Rockwood, Silver Creek product not purchased in full pallet quantities will be subjected to a \$17.50 pallet split fee by the manufacturer.

### Colors

	Beechwood	Santa Fe	Gray	Cascade
Sapphire Wall	R2464♦	R2472♦	R2476♦	R2479♦
Sapphire Corner	R2466♦	R2474♦	R2478♦	R2480♦

\*Indicates Stocked Item    ♦Indicates Non-Stock Item



## Classic Colonial™ 6 Wall

	Size	Pcs / Pallet	Lbs / Block	Lbs / Pallet	Sq Ft / Pallet	Pcs/Layer	Setback / Block
Colonial 18	6" x 18" x 12"	36	60	2200	27	12	¾" per 6"
Colonial 6/12	6" x 18" x 12"	36	60	2200	27	12	¾" per 6"
Colonial ½ Block	6" x 9" x 12"	12	30	400	4.56	12	¾" per 6"
Colonial Corner	6" x 13" x 5½"	12	32	424	6.5	12	N/A

Classic Colonial™ is sold by the layer. Any non-stock Rochester Concrete, Interlock, Rockwood, Silver Creek product not purchased in full pallet quantities will be subjected to a \$17.50 pallet split fee by the manufacturer.

### Colors

	Bluestone	Santa Fe	Sandstone/Brown
Colonial 18	R2444♦	R2450♦	R2456♦
Colonial 6/12	R2445♦	R2451♦	R2457♦
Colonial ½ Block	R2446♦	R2452♦	R2458♦
Colonial Corner	R2448♦	R2454♦	R2460♦

\*Indicates Stocked Item    ♦Indicates Non-Stock Item

**CALL FOR PRICING, AVAILABILITY AND ADDITIONAL INFORMATION.**

Gertens Landscape Project Desk: 651-239-1315 | P: 651.450.1501 | F: 651.239.1316 | E: questions@gertens.com | W: gertens.com

\*Prices and availability are subject to change without notice.

# RETAINING WALLS



## Vintage™ 6 Wall

### Vintage 6 Set

Size	Pcs / Pallet	Lbs / Block	Lbs / Pallet	Sq Ft / Block	Sq Ft / Pallet
Front 6" x 18" x 10" Back 6" x 18" x 10"				0.75	
Front 6" x 12" x 10" Back 6" x 12" x 10"	20 Sets	137.5 / set	2790	0.5	30
Front 6" x 6" x 10" Back 6" x 6" x 10"				0.25	

Vintage™ 6" Wall is sold as a three piece set in full pallet quantities only.

### Colors

	Beechwood	Bluestone	Santa Fe	Cascade
<b>Tumbled Vintage 6 Set</b>	R230♦	R2310♦	R2320♦	R2337♦
<b>Non-Tumbled (split face) Vintage 6 Set</b>	R2342♦	R2348♦	R2360♦	R2354♦

\*Indicates Stocked Item ♦Indicates Non-Stock Item

### Corner/Pillar Block

Size	Pcs / Pallet	Lbs / Block	Lbs / Pallet	Sq Ft / Block	Sq Ft / Pallet
6" x 9" x 12"	30	48	1490	0.5	15

Vintage™ 6" Corner / Pillar Block is sold in full pallet quantities only.

### Colors

	Beechwood	Bluestone	Santa Fe	Cascade
<b>Tumbled Corner/Pillar Block</b>	R2304♦	R2316♦	R2326♦	R2339♦
<b>Non-Tumbled (split face) Corner/Pillar Block</b>	R2346♦	R2352♦	R2364♦	R2358♦

\*Indicates Stocked Item ♦Indicates Non-Stock Item

### Ends

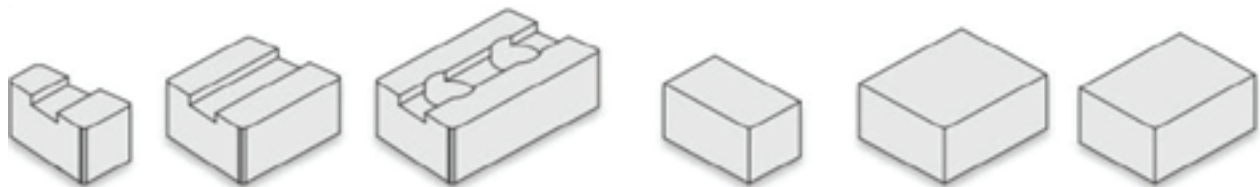
Size	Pcs / Pallet	Lbs / Block	Lbs / Pallet	Sq Ft / Block	Sq Ft / Pallet
6" x 6" x 10"				0.42	
6" x 12" x 10"	8 Sets	81 ½ lbs / set	702	0.83	10

Vintage™ 6" Wall Ends are sold as a set in full pallet quantities only.

### Colors

	Beechwood	Bluestone	Santa Fe	Cascade
<b>Tumbled 6" Vintage End Set</b>	R2300♦	R2312♦	R2322♦	R2338♦
<b>Non-Tumbled (split face) 6" Vintage End Set</b>	R2344♦	R2350♦	R2362♦	R2356♦

\*Indicates Stocked Item ♦Indicates Non-Stock Item



**CALL FOR PRICING, AVAILABILITY AND ADDITIONAL INFORMATION.**

Gertens Landscape Project Desk: 651-239-1315 | P: 651.450.1501 | F: 651.239.1316 | E: questions@gertens.com | W: gertens.com

\*Prices and availability are subject to change without notice.





## Classic® 6 Wall

### Classic® 6 Straight Face (1" setback)

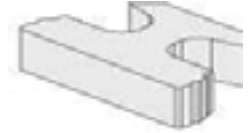
Size	Face Area	Weight	Pcs / Layer	Layers / Pallet	Pcs / Pallet	Sq Ft / Pallet	Lbs / Pallet
6" x 18" x 12"	0.75 sf	64	12	3	24	27	2354

Classic® 6 and 8 Walls and Corners are sold by the layer. Any non-stock Rochester Concrete, Interlock, Rockwood, Silver Creek product not purchased in full pallet quantities will be subjected to a \$17.50 pallet split fee by the manufacturer.

#### Colors

Bluestone	Charcoal	Gray
R5351♦	R5352♦	R520♦
Sandstone Brown	Sandstone	Santa Fe
R535♦	R525♦	R530♦

\*Indicates Stocked Item    ♦Indicates Non-Stock Item



### Classic® 6 Beveled Face (1" setback)

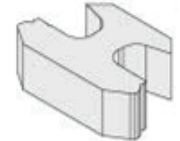
Size	Face Area	Weight	Pcs / Layer	Layers / Pallet	Pcs / Pallet	Sq Ft / Pallet	Lbs / Pallet
6" x 18" x 12"	0.75 sf	60	12	3	24	27	2260

Classic® 6 and 8 Walls and Corners are sold by the layer. Any non-stock Rochester Concrete, Interlock, Rockwood, Silver Creek product not purchased in full pallet quantities will be subjected to a \$17.50 pallet split fee by the manufacturer.

#### Colors

Bluestone	Sandstone Brown	Santa Fe
R5364♦	R5362♦	R5360♦

\*Indicates Stocked Item    ♦Indicates Non-Stock Item



### Classic® 6 Half Block

Size	Face Area	Weight	Pcs / Layer	Layers / Pallet	Pcs / Pallet	Sq Ft / Pallet	Lbs / Pallet
6" x 9" x 12"	0.38 sf	30	12	1	12	4.56	410

Classic® 6 and 8 Walls and Corners are sold by the layer. Any non-stock Rochester Concrete, Interlock, Rockwood, Silver Creek product not purchased in full pallet quantities will be subjected to a \$17.50 pallet split fee by the manufacturer.

#### Colors

Bluestone	Charcoal	Gray	Sandstone Brown	Sandstone	Santa Fe
R53510♦	R5353♦	R521♦	R5350♦	R526♦	R531♦

\*Indicates Stocked Item    ♦Indicates Non-Stock Item

### Classic® 6 Corner Block

Size	Face Area	Weight	Pcs / Layer	Layers / Pallet	Pcs / Pallet	Sq Ft / Pallet	Lbs / Pallet
6" x 13" x 5½"	0.54 sf	32	12	1	12	6.48	434

Classic® 6 and 8 Walls and Corners are sold by the layer. Any non-stock Rochester Concrete, Interlock, Rockwood, Silver Creek product not purchased in full pallet quantities will be subjected to a \$17.50 pallet split fee by the manufacturer.

Bluestone	Charcoal	Gray	Sandstone Brown	Sandstone	Santa Fe
R53512♦	R5355♦	R522♦	R53501♦	R527♦	R532♦

\*Indicates Stocked Item    ♦Indicates Non-Stock Item

### Contemporary Wall

Size	Pcs / Layer	Lbs / Block	Lbs / Pallet	Layers/Pallet	Pcs/Pallet	Sq Ft / Pallet
4" x 9" x 12"	3	35			18	
4" x 9" x 18"	2	51	2466	6	12	24
4" x 9" x 24"	3	68			18	

Contemporary Wall is sold by the pallet.

#### Colors

Beechwood	Cascade	Onyx
R2491♦	R2492♦	R2493♦

\*Indicates Stocked Item    ♦Indicates Non-Stock Item



**CALL FOR PRICING, AVAILABILITY AND ADDITIONAL INFORMATION.**

Gertens Landscape Project Desk: 651-239-1315 | P: 651.450.1501 | F: 651.239.1316 | E: questions@gertens.com | W: gertens.com

\*Prices and availability are subject to change without notice.

# RETAINING WALLS



## Classic® 8 Wall

### Classic® 8 Straight Face (1" setback)

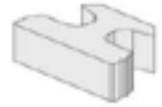
Size	Face Area	Weight	Pcs / Layer	Layers / Pallet	Pcs / Pallet	Sq Ft / Pallet	Lbs / Pallet
8" x 18" x 12"	1 sf	85	12	2	24	24	2090

Classic® 6 and 8 Walls and Corners are sold by the layer. Any non-stock Rochester Concrete, Interlock, Rockwood, Silver Creek product not purchased in full pallet quantities will be subjected to a \$17.50pallet split fee by the manufacturer.

#### Colors

Gray	Sandstone	Sandstone Brown
R5376◆	R5382◆	R5388◆

\*Indicates Stocked Item ◆Indicates Non-Stock Item



### Classic® 8 Beveled Face (1" setback)

Size	Face Area	Weight	Pcs / Layer	Layers / Pallet	Pcs / Pallet	Sq Ft / Pallet	Lbs / Pallet
8" x 18" x 12"	1 sf	79	12	2	24	24	1946

Classic® 6 and 8 Walls and Corners are sold by the layer. Any non-stock Rochester Concrete, Interlock, Rockwood, Silver Creek product not purchased in full pallet quantities will be subjected to a \$17.50 pallet split fee by the manufacturer.

#### Colors

Gray	Sandstone
R5398◆	R53982◆

\*Indicates Stocked Item ◆Indicates Non-Stock Item



### Classic® 8 Half Block

Size	Face Area	Weight	Pcs / Layer	Layers / Pallet	Pcs / Pallet	Sq Ft / Pallet	Lbs / Pallet
8" x 9" x 12"	.5 sf	39	12	1	12	6	518

Classic® 6 and 8 Walls and Corners are sold by the layer. Any non-stock Rochester Concrete, Interlock, Rockwood, Silver Creek product not purchased in full pallet quantities will be subjected to a \$17.50 pallet split fee by the manufacturer.

#### Colors

Gray	Sandstone	Sandstone Brown
R5378◆	R5384◆	R5390◆

\*Indicates Stocked Item ◆Indicates Non-Stock Item

### Classic® 8 Solid Corner Block

Size	Face Area	Weight	Pcs / Layer	Layers / Pallet	Pcs / Pallet	Sq Ft / Pallet	Lbs / Pallet
8" x 9" x 18"	1 sf	100	5	4	20	20	2050

Classic® 6 and 8 Walls and Corners are sold by the layer. Any non-stock Rochester Concrete, Interlock, Rockwood, Silver Creek product not purchased in full pallet quantities will be subjected to a \$17.50 pallet split fee by the manufacturer.

#### Colors

Gray	Sandstone	Sandstone Brown
R5380◆	R5386◆	R5392◆

\*Indicates Stocked Item ◆Indicates Non-Stock Item

## NEW! Olympic Wall

### Retaining Wall Block

Size	Sqft/Each	Lbs / Piece	Pcs/Pallet	Sqft/Pallet	Lbs/Pallet	Price/Each
18" x 10" x 6"	0.72	63	48	34.5	3075	\$9.70

Olympic Wall is sold by the pallet only.

#### Colors

Bluestone	Cascade	Onyx
I9172◆	I9174◆	I9176◆

\*Indicates Stocked Item ◆Indicates Non-Stock Item



### Corner/Pillar & Freestanding Wall Block

Size	Sqft/Each	Lbs / Piece	Pcs/Pallet	Sqft/Pallet	Lbs/Pallet	Price/Each
12" x 9" x 6"	0.5	48	30	15	1490	\$15.80

Olympic Wall is sold by the pallet only.

#### Colors

Bluestone	Cascade	Onyx
I9178◆	I9180◆	I9182◆

\*Indicates Stocked Item ◆Indicates Non-Stock Item



**CALL FOR PRICING, AVAILABILITY AND ADDITIONAL INFORMATION.**





## Grand Step

Size	Pcs / Pallet	Sq Ft / Block	Sq Ft / Pallet	Lbs / Block	Lbs / Pallet
6" x 18" x 48"	6	6	32	409	2504

Grand Steps are sold by full pallets only.

### Colors

Buff	Natural	Charcoal	Beechwood
R5662♦	R5666♦	R5664♦	R5660♦

\*Indicates Stocked Item   ♦Indicates Non-Stock Item



## Rockwood Caps

### 4" Universal Cap

Size	Pcs / Pallet	Layers/Pallet	Pcs/Layer	LF / Block	LF / Pallet	Lbs / Block	Lbs / Pallet
Front 4" x 18" x 11" Back 4" x 14" x 11"	45	5	9	1.5	67.5	54	2480

Rockwood caps are sold by the layer. Any non-stock Rochester Concrete, Interlock, Rockwood, Silver Creek product not purchased in full pallet quantities will be subjected to a \$17.50 pallet split fee by the manufacturer.

### Colors

Bluestone	Brown	Charcoal	Gray	Sandstone	Sandstone Brown	Santa Fe
R5550♦	R5552♦	R5554♦	R540♦	R545♦	R555♦	R550♦

\*Indicates Stocked Item   ♦Indicates Non-Stock Item



### 3" Mini Cap

Size	Pcs / Pallet	Layers/Pallet	Pcs/Layer	LF / Block	LF / Pallet	Lbs / Block	Lbs / Pallet
Front 3" x 8" x 9.25" Back 3" x 6" x 9.25"	104	2	52	0.67	69	15.2	1630

Rockwood caps are sold by the layer. Any non-stock Rochester Concrete, Interlock, Rockwood, Silver Creek product not purchased in full pallet quantities will be subjected to a \$17.50 pallet split fee by the manufacturer.

### Colors

Brown	Charcoal	Gray	Sandstone	Sandstone Brown
R5592♦	R5593♦	R5594♦	R5595♦	R5596♦

\*Indicates Stocked Item   ♦Indicates Non-Stock Item



### 3" Universal & Tumbled Cap

Size	Pcs / Pallet	Layers/Pallet	Pcs/Layer	LF / Block	LF / Pallet	Lbs / Block	Lbs / Pallet
Front 3" x 12" x 12" Back 3" x 12" x 10.625"	48	4	12	1	72	26	1298

Rockwood caps are sold by the layer. Any non-stock Rochester Concrete, Interlock, Rockwood, Silver Creek product not purchased in full pallet quantities will be subjected to a \$17.50 pallet split fee by the manufacturer.

### Colors

	Bluestone	Gray	Santa Fe	Beechwood
3" Universal Cap	R5562♦	R5566♦	R5568♦	R5560♦
	Bluestone	Santa Fe	Beechwood	Cascade
3" Tumbled Cap	R5570♦	R55710♦	R5569♦	R5571♦

\*Indicates Stocked Item   ♦Indicates Non-Stock Item



## NEW! Contemporary Wall Cap

Size	Pcs / Pallet	Layers/Pallet	Pcs/Layer	LF / Block	LF / Pallet	Lbs / Block	Lbs / Pallet
24" x 12" x 2.5"	48	8	6	2	96	50	2498

Rockwood caps are sold by the layer. Any non-stock Rochester Concrete, Interlock, Rockwood, Silver Creek product not purchased in full pallet quantities will be subjected to a \$17.50 pallet split fee by the manufacturer.

### Colors

Buff	Cascade	Onyx
SC6550♦	SC6552♦	SC6554♦

\*Indicates Stocked Item   ♦Indicates Non-Stock Item

**CALL FOR PRICING, AVAILABILITY AND ADDITIONAL INFORMATION.**

Gertens Landscape Project Desk: 651-239-1315 | P: 651.450.1501 | F: 651.239.1316 | E: questions@gertens.com | W: gertens.com

\*Prices and availability are subject to change without notice.

# RETAINING WALLS



## Barn Plank

### Barn Plank Garden Wall

Approximate Size	Sqft/Piece	Lbs/Piece	Pcs/Pallet	Sqft/Pallet	Lbs/Pallet
40" x 8" x 6"	1.66	162	16	26.56	2650

Barn Plank Garden Wall is sold by the pallet only.

#### Colors

**Mahogany**

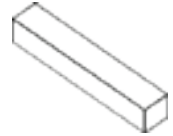
R241◆

**Weathered Gray**

R2410◆

\*Indicates Stocked Item

◆Indicates Non-Stock Item



### Barn Plank Garden Wall

Approximate Size	Lbs/Piece	Pcs/Pallet	Lbs/Pallet
48" x 18" x 5.75"	450	4	1850

Barn Plank Steps are sold by the pallet only.

#### Colors

**Mahogany**

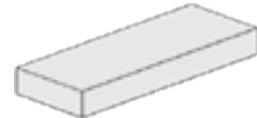
SC5166◆

**Weathered Gray**

SC5168◆

\*Indicates Stocked Item

◆Indicates Non-Stock Item



## Steps

### One-Sided Chiseled Step (smooth top)

Approximate Size	Pcs / Plt	Lbs / Pc	Lbs / Pallet
48" x 18" x 5.75"	4	450	1850

Chiseled Steps are sold by the piece. \$17.50 split pallet fee applies.

#### Colors

**Bluestone**

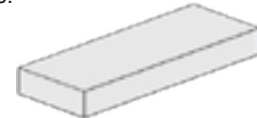
SC5156◆

**Indiana Limestone**

SC5160◆

\*Indicates Stocked Item

◆Indicates Non-Stock Item



### Three-Sided Chiseled Step (rough top)

Approximate Size	Pcs / Plt	Lbs / Pc	Lbs / Pallet
48" x 18" x 5.75"	4	450	1850

Chiseled Steps are sold by the piece. \$17.50 split pallet fee applies.

#### Colors

**Bluestone**

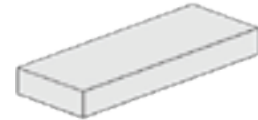
SC515◆

**Indiana Limestone**

SC5152◆

\*Indicates Stocked Item

◆Indicates Non-Stock Item



## Pillar Caps

Size	Face Area / Piece	Face Area / Pallet	Pcs/Plt	Lbs/Pc	Lbs/Pallet
25" x 25" x 2 1/4"	4.34 sf	26.04 sf	6	110	710
30" x 30" x 2 1/4"	6.25 sf	37.05 sf	6	125	800

Pillar Caps are sold by the piece. \$17.50 split pallet fee applies.

#### Colors

**Indiana Limestone**

SC630\*

**Bluestone**

SC6350\*

**25" x 25" Pillar Cap**

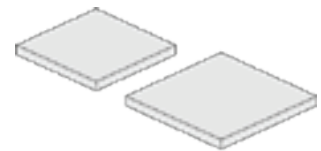
SC635\*

SC6352\*

**30" x 30" Pillar Cap**

\*Indicates Stocked Item

◆Indicates Non-Stock Item



**CALL FOR PRICING, AVAILABILITY AND ADDITIONAL INFORMATION.**

Gertens Landscape Project Desk: 651-239-1315 | P: 651.450.1501 | F: 651.239.1316 | E: questions@gertens.com | W: gertens.com

\*Prices and availability are subject to change without notice.





**Seat Wall Caps**

**12" Radius Seat Wall Cap**

Size	Face Area / Piece	Face Area / Pallet	Pcs/Plt	Lbs/Pc	Lbs/Pallet
18 3/4" x 12" x 2 1/4"	1.56 sf	23.4 sf	15	39	635

Seat Wall Caps are sold by the piece. \$17.50 split pallet fee applies.

**Colors**

**Indiana Limestone**

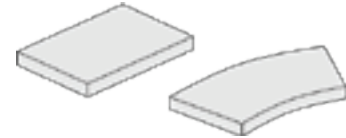
**Bluestone**

SC645\*

SC644\*

\*Indicates Stocked Item

◆Indicates Non-Stock Item



**12" Straight Seat Wall Cap (2-Sided)**

Size	Face Area / Piece	Face Area / Pallet	Pcs/Plt	Lbs/Pc	Lbs/Pallet
24" x 12" x 2 1/4"	2 sf	30 sf	15	53	845

Seat Wall Caps are sold by the piece. \$17.50 split pallet fee applies.

**Colors**

**Indiana Limestone**

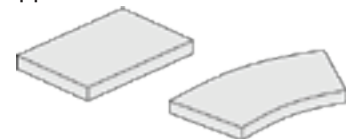
**Bluestone**

SC638\*

SC637\*

\*Indicates Stocked Item

◆Indicates Non-Stock Item



**12" Straight Seat Wall Cap (3-Sided)**

Size	Face Area / Piece	Face Area / Pallet	Pcs/Plt	Lbs/Pc	Lbs/Pallet
24" x 12" x 2 1/4"	2 sf	30 sf	15	53	845

Seat Wall Caps are sold by the piece. \$17.50 split pallet fee applies.

**Colors**

**Indiana Limestone**

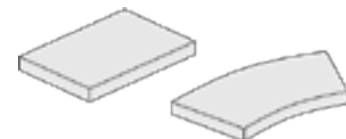
**Bluestone**

SC642◆

SC641\*

\*Indicates Stocked Item

◆Indicates Non-Stock Item



**Bar Tops**

**3-Sided Bar Top**

Size	Pcs/Plt	Face Area / Piece	Lbs/Pc
36" x 48" x 2 1/4"	1	12 sf	327


**Colors**

**Indiana Limestone**

SC665◆

\*Indicates Stocked Item

◆Indicates Non-Stock Item



**2-Sided Bar Top**

Size	Pcs/Plt	Face Area / Piece	Lbs/Pc
36" x 48" x 2 1/4"	1	12 sf	327


**Colors**

**Indiana Limestone**

SC660◆

\*Indicates Stocked Item

◆Indicates Non-Stock Item



**CALL FOR PRICING, AVAILABILITY AND ADDITIONAL INFORMATION.**

**Landscape Timbers, Spikes, Adhesives, & Geogrid**

Landscape Timbers				
Item #	Size	Rating	Color	Timbers / Bundle
TIM1*	5" x 6" x 8'	Non-Arsenic	Green <i>pressure treated</i>	25
TIM10*	5" x 6" x 8'	Non-Arsenic	Cedar Brown <i>pressure treated &amp; stained</i>	25
TIM11*	6" x 6" x 8'	Non-Arsenic	Green <i>pressure treated</i>	20
TIM12*	6" x 6" x 8'	Non-Arsenic	Cedar Brown <i>pressure treated &amp; stained</i>	20

\*Indicates Stocked Item      ♦Indicates Special Order Only

Wolmanized® Residential Outdoor® Wood Copper azole (CA) preservative has become predominant in the industry, and its most advanced formulation is Type C, which incorporates a patented combination of synergistic co-biocides. This preservative is used in Wolmanized® Residential Outdoor® Steel timber spikes can be used with this product. No need for hot-dipped galvanized spikes.

Timber Spikes			
Item #	Description	Weight / Case	Cases / Pallet
SPIKE10*	10" Timber Spike	50 lbs	48
SPIKE12*	12" Timber Spike	50 lbs	48

\*Indicates Stocked Item      ♦Indicates Special Order Only

Adhesives				
Item #	Description	Size	Coverage	Pcs / Case
RPA1*	SRW Retaining Wall & Paver Adhesive	10.5 oz	14-32 ft	12
RPA2*	SRW Retaining Wall & Paver Adhesive	29 oz	35-89 ft	12
SRW265*	SRW Vertical Instant Lock Adhesive	9.5 oz	N/A	12
TS24*	Structure Bond Adhesive	24 oz	600 ft	12
TS25*	Structure Bond Gun II	N/A	N/A	1
TS26*	Structure Bond Gun Cleaner	16 oz	N/A	12

\*Indicates Stocked Item      ♦Indicates Special Order Only

Geogrid		
Item #	Description	Roll Dimensions
GSRWU445*	Universal (Bi-directional)	4' x 50' (20 sq yds)
GSRW3615*	3 Series (Bi-directional)	6' x 150' (100 sq yds)
GSRW31215♦	3 Series (Bi-directional)	12' x 150' (200 sq yds)
GSRW5615♦	5 Series	6' x 150' (100 sq yds)
GSRW51215♦	5 Series	12' x 150' (200 sq yds)
GSRW715♦	7 Series	6' x 150' (100 sq yds)
GSRW71215♦	7 Series	12' x 150' (200 sq yds)

Formula for Figuring Square Yardage from *Square Footage* : (L x W) ÷ 9 = Square Yards

\*Indicates Stocked Item      ♦Indicates Special Order Only

Geogrids Cross – Reference							
Series	SRW	MIRAFI		SYNTEEN		VERSA-LOK	
	LTDS	Miragrid	LTDS	SF	LTDS	VersaGrid	LTDS
Universal	635	-	-	-	-	-	-
3 Series	1093	2XT	1096	SF20	1040	-	-
5 Series	1919	3XT	1918	SF35	1848	VG3	1848
7 Series	2666	5XT	2575	SF55	2625	VG5	2625
8 Series	3508	7XT	3233	SF65	3373	-	-
9 Series	4467	8XT	4055	SF80	4133	VG8	4133

LTDS = Long Term Design Strength

**CALL FOR PRICING, AVAILABILITY AND ADDITIONAL INFORMATION.**

Gertens Landscape Project Desk: 651-239-1315 | P: 651.450.1501 | F: 651.239.1316 | E: questions@gertens.com | W: gertens.com

\*Prices and availability are subject to change without notice.



# BELGARD®


## Afton

(Formerly Charleston™ Non-Tumbled)

### 4-Piece Combo

Approx Size	Thickness	Sq Ft/Layer	Layers/Pit	Pcs/Pit	Sq Ft/Pallet	Lbs/Pallet
5 1/2" x 5 1/2"	2 3/4"	9.29	8	48	74.36	2580
5 1/2" x 8 1/4"				48		
5 1/2" x 11"				48		
8 1/2" x 11"				48		

\$15 per pallet fee will be assessed for all partial pallet orders.  
Non-Stocked Afton 4 Piece Combo pavers are sold by the pallet.

Northwoods	Colors	Newport Gray				
A479◆	Mahogany A4940◆	A4942◆	*Indicates Stocked Item	◆Indicates Non-Stocking Item		

## Afton

(Formerly Charleston™ Non-Tumbled)

### Accent

Approx Size	Thickness	Sq Ft/Layer	Layers/Pit	Pcs/Pit	Sq Ft/Pallet	Lbs/Pallet
5 1/2" x 8 1/4"	2 3/4"	15.2	8	240	76	2520

Afton Accent pavers are sold by the layer.  
\$15 per pallet fee will be assessed for all partial pallet orders.


Colors						
Charcoal A460◆	*Indicates Stocked Item	◆Indicates Non-Stocking Item				

## Charleston™ Tumbled

### 4-Piece Combo

Approx Size	Thickness	Sq Ft/Layer	Layers/Pit	Pcs/Pit	Sq Ft/Pallet	Lbs/Pallet
5 1/2" x 5 1/2"	2 3/4"	9.29	8	48	74.36	2580
5 1/2" x 8 1/4"				48		
5 1/2" x 11"				48		
8 1/2" x 11"				48		

\$15 per pallet fee will be assessed for all partial pallet orders.  
Non-Stocked Charleston 4 Piece Combo pavers are sold by the pallet.

Northwoods	Colors	Newport Gray				
A8290◆	Mahogany A8390◆	A8030◆	*Indicates Stocked Item	◆Indicates Non-Stocking Item		

## Charleston™ Tumbled

### Accent

Approx Size	Thickness	Sq Ft/Layer	Layers/Pit	Pcs/Pit	Sq Ft/Pallet	Lbs/Pallet
5 1/2" x 8 1/4"	2 3/4"	15.2	8	240	76	2520

Charleston Accent pavers are sold by the layer.  
\$15 per pallet fee will be assessed for all partial pallet orders.

Colors						
Charcoal A8111◆	*Indicates Stocked Item	◆Indicates Non-Stocking Item				

## Belgian Cobble

Approx Size	Thickness	Sq Ft/Layer	Layers/Pit	Pcs/Pit	Sq Ft/Pallet	Lbs/Pallet
Various	2 3/8"	8.5	8	464	68	1640

Belgian Cobble pavers are sold in full pallets only.

Midnight	Colors	Moonlight				
A8508◆	Barkwood A8506◆	A8510◆	*Indicates Stocked Item	◆Indicates Non-Stocking Item		


**CALL FOR PRICING, AVAILABILITY AND ADDITIONAL INFORMATION.**

# BELGARD®

Dimensions™							
	Approx Size	Thickness	Sq Ft/Layer	Layers/Pit	Pcs/Pit	Sq Ft/Pallet	Lbs/Pallet
<b>NEW!</b> Dimensions 6	3" x 6" 6" x 6" 6" x 9"	2 3/8"	10.5	10	420	105	3003
<b>NEW!</b> Dimensions 12	6" x 12" 12" x 12" 18" x 12"	2 3/8"	12	10	120	120	3516
Dimensions 18	9" x 18" 18" x 18" 27" x 18"	2 3/8"	11.3	10	50	112.5	3152

Dimensions™ pavers are sold in full pallets only.

	Cotswold Mist	Newport Gray	Aspen	Walnut	Cheswick
<b>Dimensions 6</b>	A99302♦	A99304♦	A99300♦	A99306♦	A99308♦
<b>Dimensions 12</b>	A99312*	A99314*	A99310♦	A99316♦	A99318♦
<b>Dimensions 18</b>	A994♦	A9940♦	A99320♦	A99322♦	A99324♦




\*Indicates Stocked Item ♦Indicates Non-Stocking Item

Dimensions™ Slabs							
Approx Size	Thickness	Sq Ft/Layer	Layers/Pit	Pcs/Pit	Sq Ft/Pallet	Lbs/Pallet	
12" x 24"	2 3/8"	12	10	60	120	3384	
24" x 24"	2 3/8"	12	10	20	80	2256	
24" x 36"	2 3/8"	12	10	20	120	3359	

Dimensions™ Slabs are sold in full pallets only.

	Colors			
	Linen	Foundry	Cheswick	NEW! Newport Gray
<b>12x24</b> Dimensions Slab	A9953♦	A9956♦	A9959♦	A99610♦
<b>24x24</b> Dimensions Slab	A9954♦	A9957♦	A9960♦	A99612♦
<b>24x36</b> Dimensions Slab	A9955♦	A9958♦	A9961♦	A99614♦



\*Indicates Stocked Item ♦Indicates Non-Stocking Item

Dimensions™ Accents							
Approx Size	Thickness	Sq Ft/Layer	Layers/Pit	Pcs/Pit	Sq Ft/Pallet	Lbs/Pallet	
3" x 9"	2 3/8"	10.3	10	550	103	2805	
6" x 6"	2 3/8"	10.5	10	420	105	3003	
6" x 9"	2 3/8"	11.25	10	300	112.5	3215	

Dimensions™ Accent pavers are sold in full pallets only.

	Colors		
	Midnight	Moonlight	NEW! Russett
<b>6x6</b> Dimensions Accent	A9945♦	A9948♦	A9949♦
<b>6x9</b> Dimensions Accent	A9946*	A9949♦	A99492♦
<b>3x9</b> Dimensions Accent	A9944♦	A9947♦	N/A



\*Indicates Stocked Item ♦Indicates Non-Stocking Item

Holland							
	Approx Size	Thickness	Sq Ft/Layer	Layers/Pit	Pcs/Pit	Sq Ft/Pallet	Lbs/Pallet
Holland 60 mm	4" x 8"	2 3/8"	11.67	9	486	105	3112
Holland 80 mm	4" x 8"	3 1/8"	12	10	540	120	3348

Holland pavers are sold by the layer.  
\$15 per pallet fee will be assessed for all partial pallet orders.

	Colors			
	Charcoal	Linen	Foundry	Fieldstone
<b>Holland 60 mm</b>	A992♦	A980♦	A985♦	A98♦
<b>Holland 80 mm</b>	A9920♦	A9922♦	N/A	N/A



\*Indicates Stocked Item ♦Indicates Non-Stocking Item

Holland Permeable					
Approx Size	Thickness	Pcs/Pit		Sq Ft/Pallet	Lbs/Pallet
5" x 10"	3 1/8"	245		82	3026
5" x 5"		(196 Full / 49 Half)			

Holland Permeable pavers are sold in full pallets only.

	Colors	
	Fieldstone	Charcoal
<b>Holland Permeable</b>	A5005♦	A5008♦



\*Indicates Stocked Item ♦Indicates Non-Stocking Item

**CALL FOR PRICING, AVAILABILITY AND ADDITIONAL INFORMATION.**

Gertens Landscape Project Desk: 651-239-1315 | P: 651.450.1501 | F: 651.239.1316 | E: questions@gertens.com | W: gertens.com

\*Prices and availability are subject to change without notice.



## BELGARD®

Mega-Arbel® 60mm  
NEW THICKNESS FOR 2022!

Approx Size	Thickness	Sq Ft/Layer	Layers/Pit	Pcs/Pit	Sq Ft/Pallet	Lbs/Pallet
15 3/8" x 21"	2 3/8"	8.62	12	72	103.4	2896

Mega-Arbel® is sold in full pallets only.



## Colors

Ashbury Haze	Cotswold Mist	Newport Gray
A9102♦	A9104♦	A9106♦

\*Indicates Stocked Item ♦Indicates Non-Stocking Item

## Mega-Dublin™

## 3-Piece Modular

Approx Size	Thickness	Sq Ft/Layer	Layers/Pit	Pcs/Pit	Sq Ft/Pallet	Lbs/Pallet
7 1/16" x 3 9/16"	2 3/8"	10.46	10	300	104.6	2803
7 1/16" x 7 1/16"						
7 1/16" x 10 5/8"						

Mega-Dublin is sold in full pallets only.

## Colors

Cotswold Mist	Northwoods	Aspen	Newport Gray
A590♦	A592♦	A5920♦	A5921♦

\*Indicates Stocked Item ♦Indicates Non-Stocking Item



## Mega-Dublin™

## Accent

Approx Size	Thickness	Sq Ft/Layer	Layers/Pit	Pcs/Pit	Sq Ft/Pallet	Lbs/Pallet
5 7/8" x 8 3/4"	2 3/8"	10.875	8	240	87	2870

Mega-Dublin™ Accent pavers are sold by the layer.  
\$15 per pallet fee will be assessed for all partial pallet orders.

## Colors

Cambray Tan	Charcoal
A594♦	A595♦

\*Indicates Stocked Item ♦Indicates Non-Stocking Item



## Mega-Kingston™

## 3-Piece Modular

Approx Size	Thickness	Sq Ft/Layer	Layers/Pit	Pcs/Pit	Sq Ft/Pallet	Lbs/Pallet
7 1/16" x 3 9/16"	2 3/8"	10.4	10	300	104	3050
7 1/16" x 7 1/16"						
7 1/16" x 10 5/8"						

Mega-Kingston™ is sold in full pallets only.

## Colors

Cotswold Mist	Fieldstone
A791♦	A790♦

\*Indicates Stocked Item ♦Indicates Non-Stocking Item



## Mega-Kingston™

## Accent

Approx Size	Thickness	Sq Ft/Layer	Layers/Pit	Pcs/Pit	Sq Ft/Pallet	Lbs/Pallet
5 7/8" x 8 3/4"	2 3/8"	9.5	8	240	76	2212

Mega-Kingston™ Accent pavers are sold by the layer.  
\$15 per pallet fee will be assessed for all partial pallet orders.

Colors
Charcoal
A797♦

\*Indicates Stocked Item ♦Indicates Non-Stocking Item



CALL FOR PRICING, AVAILABILITY AND ADDITIONAL INFORMATION.

Gertens Landscape Project Desk: 651-239-1315 | P: 651.450.1501 | F: 651.239.1316 | E: questions@gertens.com | W: gertens.com

\*Prices and availability are subject to change without notice.

# BELGARD®

## Melville™ Plank

Approx Size	Thickness	Sq Ft/Layer	Layers/Plt	Pcs/Plt	Sq Ft/Pallet	Lbs/Pallet
7 1/2" x 11 13/16"	2 3/8"	12.27	10	150	122.7	3500
7 1/2" x 15 3/4"						
7 1/2" x 19 11/16"						

Melville™ Plank is sold in full pallets only.

Colors		
<b>Newport Gray</b> A9023♦	<b>Moonlight</b> A9021♦	<b>Graphite</b> A9020♦



\*Indicates Stocked Item ♦Indicates Non-Stocking Item

## Melville™ Slab 80mm

### 3-Piece Combo

Approx Size	Thickness	Sq Ft/Layer	Layers/Plt	Pcs/Plt	Sq Ft/Pallet	Lbs/Pallet
15" x 7 1/2"	3 1/8"	11.99	7	56	83.97	3079
15" x 15"						
15" x 22"						

Melville™ Slab 3-Piece Combo is sold in full pallets only.

Colors		
<b>Costwold Mist</b> A9010♦	<b>Aspen</b> A90105♦	<b>Newport Gray</b> A901♦



\*Indicates Stocked Item ♦Indicates Non-Stocking Item

## Melville™ Slab 80mm

### Accent

Approx Size	Thickness	Sq Ft/Layer	Layers/Plt	Pcs/Plt	Sq Ft/Pallet	Lbs/Pallet
15" X 7 1/2"	3 1/8"	11.75	7	105	79.66	2924

Melville™ Slab Accent pavers are sold by the layer.  
\$15 per pallet fee will be assessed for all partial pallet orders.

Colors	
<b>Midnight</b> A90100♦	<b>Moonlight</b> A90110♦




\*Indicates Stocked Item ♦Indicates Non-Stocking Item

## Origins™

	Approx Size	Thickness	Sq Ft/Layer	Layers/Plt	Pcs/Plt	Sq Ft/Pallet	Lbs/Pallet
<b>NEW!</b> Origins 6	3" x 6"	2 3/8"	10.5	10	420	105	3003
	6" x 6"						
	6" x 9"						
<b>NEW!</b> Origins 12	6" x 12"	2 3/8"	12	10	120	120	3516
	12" x 12"						
	18" x 12"						
Origins 18	9" x 18"	2 3/8"	11.3	10	50	112.5	3075
	18" x 18"						
	27" x 18"						

Origins™ pavers are sold in full pallets only.

	Colors				
	<b>Cotswold Mist</b>	<b>Newport Gray</b>	<b>Walnut</b>	<b>Cheswick</b>	<b>Aspen</b>
<b>Origins 6</b>	A99618♦	A99620♦	A99622♦	A99624♦	A99616♦
<b>Origins 12</b>	A99628♦	A99630♦	A99632♦	A99634♦	A99626♦
<b>Origins 18</b>	A9962♦	A9963♦	A99638♦	A99640♦	A99636♦



\*Indicates Stocked Item ♦Indicates Non-Stocking Item


## Origins™

### Accents

Approx Size	Thickness	Sq Ft/Layer	Layers/Plt	Pcs/Plt	Sq Ft/Pallet	Lbs/Pallet
3" x 3"	2 3/8"	9.6	10	1650	96.3	2722
6" x 6"	2 3/8"	10.5	10	420	105	3003
6" x 9"	2 3/8"	11.25	10	300	112.5	3215

Origins™ Accent pavers are sold in full pallets only.

	Colors		
	<b>Midnight</b>	<b>Moonlight</b>	<b>NEW! Russet</b>
<b>6x6 Origins Accent</b>	A9967♦	A9970♦	A99642♦
<b>6x9 Origins Accent</b>	A9968♦	A9971♦	A99644♦
<b>3x3 Origins Accent</b>	A9966♦	A9969♦	N/A



\*Indicates Stocked Item ♦Indicates Non-Stocking Item

**CALL FOR PRICING, AVAILABILITY AND ADDITIONAL INFORMATION.**

Gertens Landscape Project Desk: 651-239-1315 | P: 651.450.1501 | F: 651.239.1316 | E: questions@gertens.com | W: gertens.com

\*Prices and availability are subject to change without notice.



# BELGARD®

## NEW! Old York™

Approx Size	Thickness	Sq Ft/Layer	Layers/Plt	Pcs/Plt	Sq Ft/Pallet	Lbs/Pallet
3 15/16" x 7 7/8"	2 3/8"	11.625	10	540	116.25	3216

Old York™ is sold in full pallets only.

Colors

Midnight	Pewter
A9924♦	A9926♦



\*Indicates Stocked Item ♦Indicates Non-Stocking Item

## Slaton Plus™ Tumbled

	Approx Size	Thickness	Sq Ft/Layer	Layers/Plt	Pcs/Plt	Sq Ft/Pallet	Lbs/Pallet
Small	5 1/2" x 8 1/4"	2 3/4"	9.5	8	240	76	2572
Medium	8 1/4" x 11"	2 3/4"	10.12	8	128	81	2727
Large	13 3/4" x 13 3/4"	2 3/4"	11.86	7	63	83	2862

Slaton Plus™ pavers are sold by the layer.  
\$15 per pallet fee will be assessed for all partial pallet orders.

Colors

	Blu Iron	Northwoods
Small	A525♦	A5275♦
Medium	A520♦	A5270♦
Large	A515♦	A5265♦



\*Indicates Stocked Item ♦Indicates Non-Stocking Item

## Aqualine™


### Permeable Pavers

Approx Size	Thickness	Sq Ft/Layer	Layers/Plt	Pcs/Plt	Sq Ft/Pallet	Lbs/Pallet
6" x 6"	3 1/8"	10.5	8	336	84	3225
6" x 12"	3 1/8"	12	8	192	96	3677
12" x 12"	3 1/8"	12	8	96	96	3677

Aqualine™ is sold in full pallets only.

Colors

	Aspen	Midnight	Cotswold Mist	Foundry	Linen
6x6 Aqualine™	A368♦	A370♦	A372♦	A374♦	A376♦
6x12 Aqualine™	A378♦	A380♦	A382♦	A384♦	A386♦
12x12 Aqualine™	A388♦	A390♦	A392♦	A394♦	A396♦



\*Indicates Stocked Item ♦Indicates Non-Stocking Item

## Urbana Stone® 60mm

### NEW THICKNESS FOR 2022!

### 3-Piece Modular

Approx Size	Thickness	Sq Ft/Layer	Layers/Plt	Pcs/Plt	Sq Ft/Pallet	Lbs/Pallet
8" x 4"						
8" x 8"	2 3/8"	11.625	3	216	116.4	3419
8" x 12"						

Urbana Stone® is sold in full pallets only.

Colors

	NEW! Aspen	NEW! Newport Gray
Cotswold Mist	A8493♦	A8494♦



\*Indicates Stocked Item ♦Indicates Non-Stocking Item

## Marina™ Coping


Approx Size	Thickness	Lineal Ft/Layer	Layers/Plt	Pcs/Plt	Ln Ft/Pallet	Lbs/Pallet
6" x 12"	2 3/8"	2.5	5	195	97.5	3608

Marina™ coping is sold by the layer.

\$15 per pallet fee will be assessed for all partial pallet orders.

Colors

Cambray Tan	Cotswold Mist	Midnight
A8485♦	A8486♦	A8487♦



\*Indicates Stocked Item ♦Indicates Non-Stocking Item

## Silca Grate System

### Silca Grate

SKU	Approx Size	Thickness	Sq Ft/ Pallet	Pcs/Pallet	Lbs/Pallet	Packaging Notes
A8600♦	16" x 18 1/4"	1 1/2"	372	186	784	Sold per grate without a split fee.

\*Indicates Stocked Item ♦Indicates Non-Stocking Item

### Silca Mat 2mm

SKU	Approx Size	Roll/Box	Packaging Notes
A8602♦	4' x 50'	1	Sold by the full roll only.

\*Indicates Stocked Item ♦Indicates Non-Stocking Item

## Spacers

SKU	Description	Approx Size	Thickness	Pcs/Box	Packaging Notes
A8603♦	Silca Spacers	3" x 3 1/8"	.38"	100	Sold by the full box only.
A86030♦	TSL Spacers	3" x 3 1/8"	.38"	100	Sold by the full box only.

\*Indicates Stocked Item ♦Indicates Non-Stocking Item

**CALL FOR PRICING, AVAILABILITY AND ADDITIONAL INFORMATION.**

# BELGARD®

## Glocal

Approx Size	Thickness	Lbs/Box	Pcs/Box	SqFt/Box	Boxes/Plt	Sq Ft/Plt	Lbs/Plt
23.54" x 23.54"	¾"	72	2	7.75	30	232.5	2160

Glocal porcelain pavers are sold by the box.  
\$15 per pallet fee will be assessed for all partial pallet orders.

### Colors

Classic	Ideal	Type	Clear
A8652♦	A8654♦	A8656♦	A8658♦

\*Indicates Stocked Item      ♦Indicates Non-Stocking Item

## Quarziti 2.0

Approx Size	Thickness	Lbs/Box	Pcs/Box	SqFt/Box	Boxes/Plt	Sq Ft/Plt	Lbs/Plt
23.54" x 23.54"	¾"	72	2	7.75	30	232.5	2160
23.54" x 47.17"	¾"	74	1	7.75	35	271.25	2621

Quarziti 2.0 porcelain pavers are sold by the box.  
\$15 per pallet fee will be assessed for all partial pallet orders.

### Colors

	Glacier	Mountains	Waterfall
24" x 24"	A5403♦	A5400♦	A5401♦
24" x 48"	A8622♦	A86222♦	A8619♦

\*Indicates Stocked Item      ♦Indicates Non-Stocking Item

## Lagoon™

Approx Size	Thickness	Lbs/Box	Pcs/Box	SqFt/Box	Boxes/Plt	Sq Ft/Plt	Lbs/Plt
23.54" x 47.17"	¾"	74	1	7.75	35	271.25	2621

Lagoon™ porcelain pavers are sold by the box.  
\$15 per pallet fee will be assessed for all partial pallet orders.

### Colors

Moonbeam	Sharkskin
A9975♦	A9977♦

\*Indicates Stocked Item      ♦Indicates Non-Stocking Item

## Noon

Approx Size	Thickness	Lbs/Box	Pcs/Box	SqFt/Box	Boxes/Plt	Sq Ft/Plt	Lbs/Plt
7.8" x 47.17"	¾"	46	2	5.06	30	151.8	1380
11.73" x 47.17"	¾"	74	2	7.75	36	279	2664

Noon porcelain pavers are sold by the box.  
\$15 per pallet fee will be assessed for all partial pallet orders.

### Colors

	Charcoal	Daylight	Ember	Honey
8" x 48"	A8629♦	A8630♦	A8631♦	A8632♦
12" x 48"	A8625♦	A8626♦	A8627♦	A8628♦

\*Indicates Stocked Item      ♦Indicates Non-Stocking Item

## Verona™

Approx Size	Thickness	Lbs/Box	Pcs/Box	SqFt/Box	Boxes/Plt	Sq Ft/Plt	Lbs/Plt
23.54" x 23.54"	¾"	72	2	7.75	30	232.5	2160

Verona™ porcelain pavers are sold by the box.  
\$15 per pallet fee will be assessed for all partial pallet orders.

### Colors

Blue Stone	Yukon	Platinum	Taos
A8604♦	A8605♦	A8606♦	A8607♦

\*Indicates Stocked Item      ♦Indicates Non-Stocking Item

## Unico

Approx Size	Thickness	Lbs/Box	Pcs/Box	Lineal Ft/Box	Boxes/Plt	Ln Ft/Plt	Lbs/Plt
12.99" x 23.54"	¾"	52	3	6	40	240	2080

Unico porcelain coping is sold by the box.  
\$15 per pallet fee will be assessed for all partial pallet orders.

### Colors

	Mountains	Waterfall	River	Glacier	Mantle
Quarziti	A5405♦	A5406♦	A5407♦	A5410♦	A5408♦
Noon	A8645♦	A8644♦	A8643♦	A8646♦	

\*Indicates Stocked Item      ♦Indicates Non-Stocking Item

**CALL FOR PRICING, AVAILABILITY AND ADDITIONAL INFORMATION.**

Gertens Landscape Project Desk: 651-239-1315 | P: 651.450.1501 | F: 651.239.1316 | E: questions@gertens.com | W: gertens.com

\*Prices and availability are subject to change without notice.





Cobble Series™

	Approx Size	Thickness	Sq Ft/Plt	Sq Ft/Band	Bands/Plt	Pcs/Band	Pcs/Plt	Lbs/Plt	Lbs/Pc	Pcs/Sq Ft	Sq Ft/Pc
Large Rec	12 3/8" x 9 3/8"	2 3/8"	88.5	29.5	3	36	108	2506	23.2	1.22	0.82
Large Sq	9 3/8" x 9 3/8"	2 3/8"	82.5	16.5	5	27	135	2310	17.1	1.64	0.61
Rec	6 1/4" x 9 3/8"	2 3/8"	91.4	18.28	5	45	225	2559	11.3	2.46	0.41
Square	6 1/4" x 6 1/4"	2 3/8"	85.4	12.2	7	45	315	2395	7.6	3.69	0.27
3 Quarter	4 3/4" x 6 1/4"	2 3/8"	81	11.57	7	56	392	2268	5.8	4.84	0.21
Half Sq	3 1/6" x 6 1/4"	2 3/8"	56.8	8.1	7	60	420	1590	3.8	7.8	0.13
Large Circle	N/A	2 3/8"	54	6	9	30	270	1512	4.92	N/A	N/A

Included in Pack:

	Thickness	Sq Ft/Pack	Packs/Plt	Lbs/Pak	Lbs/Plt
Center Pack	1 center Stone, 16 small circle stones, 8 three quarter stones, 3 half squares (for rings 6 & 8)	2 3/8"	5.6	6	160

Borgert Products are sold by the band unless otherwise noted.

Any Non-Stocked Borgert Products ordered in less than full pallet quantities will be subjected to a \$15 Split Fee

Colors

	North Shore	Autumn Blend	Iron	Bronze Granite	Minnesota River	Sterling Gray	Charcoal	Chamois	Graphite	NEW! Saddleback
Large Rec	BG266♦	BG262♦	BG263♦	BG265♦	BG264♦	BG261♦	N/A	N/A	N/A	N/A
Large Sq	BG254♦	BG249*	BG250*	BG253♦	BG252*	BG2480*	N/A	N/A	N/A	N/A
Rec	BG2060♦	BG202*	BG205*	BG207♦	BG206*	BG203*	BG2071*	BG2070*	BG2050♦	BG2073♦
Square	BG2110♦	BG210*	BG2100*	BG214♦	BG211*	BG2090*	N/A	N/A	N/A	N/A
3 Quarter	BG2450♦	BG241*	BG242*	BG246♦	BG245*	BG2400*	BG2460*	BG2461*	BG243♦	BG2462♦
Half Sq	BG2210♦	BG217*	BG218*	BG222♦	BG221*	BG2160*	N/A	N/A	N/A	N/A
Large Circle	BG2370♦	BG233*	BG234*	BG238♦	BG237*	BG2320*	N/A	N/A	N/A	N/A
Center Pack	BG2290♦	BG225*	BG226*	BG230♦	BG229*	BG2240*	N/A	N/A	N/A	N/A

\*Indicates Stocked Item

♦Indicates Non-Stocked Item



12 x 9 Large Rectangle



9 x 9 Large Square



6 x 9 Rectangle




6 x 6 Square



3 x 6 Half Square



4 x 6 Three Quarter



Circle Pak & Large

Figuring Large Circles - Cobble Series™

Ring	Diameter / Feet	SQ FT	Paver Quantity to the nearest band			Total SQ FT
			Center Pack	Large Circle	3 Quarter	
0-2	2.65	5.6	1 Pack	-	-	5.6
3	3.72	10.87	1 Pack	1 Band	-	11.6
4	4.78	17.95	1 Pack	2 Bands	-	17.6
5	5.84	26.79	1 Pack	3 Bands	1 Band	35.18
6	6.91	37.5	1 Pack	4 Bands	1 Band	41.18
7	8.05	50.9	1 Pack	5 Bands	2 Bands	58.76
8	9.03	64.04	1 Pack	6 Bands	2 Bands	64.76
9	10.06	79.46	1 Pack	7 Bands	3 Bands	82.34
10	11.13	97.29	1 Pack	8 Bands	4 Bands	99.88
11	12.18	116.52	1 Pack	1 Pallet	5 Bands	117.45
12	13.25	137.89	1 Pack	1 Pallet	1 Pallet	140.6
13	14.31	160.83	1 Pack	1 Pallet	1 Pallet + 2 Bands	163.73
14	15.37	185.54	1 Pack	1 Pallet	1 Pallet + 4 Bands	186.87
15	16.43	212.01	1 Pack	1 Pallet	2 Pallets	221.58
16	17.49	240.25	1 Pack	1 Pallet	2 Pallets + 2 Bands	244.72
17	18.55	270.26	1 Pack	1 Pallet	2 Pallets + 5 Bands	279.43
18	19.61	302.03	1 Pack	1 Pallet	3 Pallets	302.57
19	20.67	335.56	1 Pack	1 Pallet	3 Pallets + 3 Bands	337.28
20	21.73	371	1 Pack	1 Pallet	3 Pallets + 6 Bands	372
21	22.79	408	1 Pack	1 Pallet	4 Pallets + 3 Bands	418
22	23.85	447	1 Pack	1 Pallet	4 Pallets + 6 Bands	453
23	24.91	487	1 Pack	1 Pallet	5 Pallets + 2 Bands	488
24	25.97	530	1 Pack	1 Pallet	5 Pallets + 6 Bands	534
25	27.03	574	1 Pack	1 Pallet	6 Pallets + 3 Bands	580
26	28.09	620	1 Pack	1 Pallet	7 Pallets	627
27	29.15	667	1 Pack	1 Pallet	7 Pallets + 4 Bands	673
28	30.21	717	1 Pack	1 Pallet	8 Pallets + 1 Band	719
29	31.27	768	1 Pack	1 Pallet	8 Pallets + 6 Bands	777

CALL FOR PRICING, AVAILABILITY AND ADDITIONAL INFORMATION.

**Cracovia (Tumbled) Series**


	Approx Size	Thickness	Sq Ft/Plt	Sq Ft/Band	Bands/Plt	Pcs/Band	Pcs/Plt	Lbs/Plt	Lbs/Pc	Pcs/Sq Ft	Sq Ft/Pc
Large Sq	9 3/4" x 9 3/4"	2 3/8"	82.5	16.5	5	27	135	2310	17.1	1.78	0.56
Rec	6 1/4" x 9 3/8"	2 3/8"	91.4	18.28	5	45	225	2559	11.4	2.46	0.41
Square	6 1/4" x 6 1/4"	2 3/8"	85.4	12.2	7	45	315	2395	7.6	3.69	0.27
Half Sq	3 1/8" x 6 1/4"	2 3/8"	56.8	8.1	7	60	420	1590	3.8	7.8	0.13
3 Quarter	4 3/4" x 6 1/4"	2 3/8"	81	11.57	7	56	392	2268	5.78	4.84	0.21
Large Circle	N/A	2 3/8"	54	6	9	30	270	1512	4.92	N/A	N/A
<b>Included in Pack:</b>						<b>Thickness</b>	<b>Sq Ft/Pack</b>	<b>Packs/Plt</b>	<b>Lbs/Pak</b>	<b>Lbs/Plt</b>	
Center Pak	1 center stone, 16 small circle stones, 8 three quarter stones, 3 half squares (for rings 6 & 8)					2 3/8"	5.6	6	160	960	

Any Non-Stocked Borgert Products ordered in less than full pallet quantities will be subjected to a \$15 Split Fee

**Colors**

	Minnesota River	Grand Canyon	North Shore	Iron Range	Sterling Gray	Chamois	Charcoal
Large Sq	BG859♦	BG8440♦	BG8650♦	BG8710♦	BG878♦	N/A	N/A
Rec	BG845*	BG830♦	BG860♦	BG866♦	BG872♦	N/A	N/A
Square	BG850*	BG835♦	BG861♦	BG867♦	BG873♦	N/A	N/A
Half Sq	BG855*	BG840♦	BG862♦	BG868♦	BG874♦	N/A	N/A
3 Quarter	BG856*	BG842♦	BG863♦	BG869♦	BG875♦	BG819*	BG815*
Large Circle	BG857*	BG843♦	BG864♦	BG870♦	BG876♦	N/A	N/A
Center Pak	BG858*	BG844♦	BG865♦	BG871♦	BG877♦	N/A	N/A

\*Indicates Stocked Item      ♦Indicates Non-Stocked Item



**Figuring Large Circles - Cracovia**

Ring	Diameter / Feet	SQ FT	Paver Quantity to the nearest band			Total SQ FT
			Center Pak	Large Circle	3 Quarter	
0-2	2.65	5.6	1 Pak	-	-	5.6
3	3.72	10.87	1 Pak	1 Band	-	11.6
4	4.78	17.95	1 Pak	2 Bands	-	17.6
5	5.84	26.79	1 Pak	3 Bands	1 Band	35.18
6	6.91	37.5	1 Pak	4 Bands	1 Band	41.18
7	8.05	50.9	1 Pak	5 Bands	2 Bands	58.76
8	9.03	64.04	1 Pak	6 Bands	2 Bands	64.76
9	10.06	79.46	1 Pak	7 Bands	3 Bands	82.34
10	11.13	97.29	1 Pak	8 Bands	4 Bands	99.88
11	12.18	116.52	1 Pak	1 Pallet	5 Bands	117.45
12	13.25	137.89	1 Pak	1 Pallet	1 Pallet	140.6
13	14.31	160.83	1 Pak	1 Pallet	1 Pallet + 2 Bands	163.73
14	15.37	185.54	1 Pak	1 Pallet	1 Pallet + 4 Bands	186.87
15	16.43	212.01	1 Pak	1 Pallet	2 Pallets	221.58
16	17.49	240.25	1 Pak	1 Pallet	2 Pallets + 2 Bands	244.72
17	18.55	270.26	1 Pak	1 Pallet	2 Pallets + 5 Bands	279.43
18	19.61	302.03	1 Pak	1 Pallet	3 Pallets	302.57
19	20.67	335.56	1 Pak	1 Pallet	3 Pallets + 3 Bands	337.28
20	21.73	371	1 Pak	1 Pallet	3 Pallets + 6 Bands	372
21	22.79	408	1 Pak	1 Pallet	4 Pallets + 3 Bands	418
22	23.85	447	1 Pak	1 Pallet	4 Pallets + 6 Bands	453
23	24.91	487	1 Pak	1 Pallet	5 Pallets + 2 Bands	488
24	25.97	530	1 Pak	1 Pallet	5 Pallets + 6 Bands	534
25	27.03	574	1 Pak	1 Pallet	6 Pallets + 3 Bands	580
26	28.09	620	1 Pak	1 Pallet	7 Pallets	627
27	29.15	667	1 Pak	1 Pallet	7 Pallets + 4 Bands	673
28	30.21	717	1 Pak	1 Pallet	8 Pallets + 1 Band	719
29	31.27	768	1 Pak	1 Pallet	8 Pallets + 6 Bands	777

**CALL FOR PRICING, AVAILABILITY AND ADDITIONAL INFORMATION.**





PAVERS | SLABS | WALLS | EST. 1923

**Holland Stone™**

60 mm	Approx Size	Thickness	Sq Ft/Pit	Sq Ft/Band	Bands/Pit	Pcs/Band	Pcs/Pit	Lbs/Pit	Lbs/Pc	Pcs/Sq Ft	Sq Ft/Pc
	3 7/8" X 7 7/8"	2 3/8"	94	15.7	6	72	432	2640	6	4.5	0.22

Borgert Products are sold by the band unless otherwise noted.

Any Non-Stocked Borgert Products ordered in less than full pallet quantities will be subjected to a \$15 Split Fee

Note: Borgert Tumbled Holland pavers are available & sold in full pallet quantities only. Lead time is required. Please call for pricing.

**Colors**

Minnesota River	Autumn Blend	Bronze Granite	North Shore	Iron Range	Sterling Gray	Charcoal	Chamois	NEW! Saddleback
BG111*	BG107*	BG112*	BG113*	BG108*	BG1130*	BG102*	BG115*	BG116♦

\*Indicates Stocked Item

♦Indicates Non-Stocked Item



**Kastle Flats Rectangle Slabs**

Smooth

	Approx Size	Thickness	Sq Ft/Pit	Pcs/Pit	Lbs/Pit	Lbs/Pc	Pcs/Sq Ft	Sq Ft/Pc
Large Rec	15 1/2" x 23 1/2"	2 3/8"	81.84	32	2292	71.63	0.39	2.55
Square	15 1/2" x 15 1/2"	2 3/8"	81.84	48	2292	47.75	0.59	1.7
Small Rec	7 3/4" x 15 1/2"	2 3/8"	92.94	108	2602	24.09	1.19	0.84


Borgert Kastle Flats are sold by the full pallet only.

**Colors**

	Classic Bronze	Sterling Gray	Lannon
Large Rec	BG915♦	BG912♦	BG917♦
Square	BG914♦	BG911♦	BG918♦
Small Rec	BG913♦	BG910♦	BG916♦

\*Indicates Stocked Item

♦Indicates Non-Stocked Item



16 x 24 Large Rectangle



16 x 16 Square



8 x 16 Small Rectangle

\*Indicates Stocked Item ♦Indicates Non-Stocked Item

**Kastle Flats Rectangle Slabs**

Textured

	Approx Size	Thickness	Sq Ft/Pit	Pcs/Pit	Lbs/Pit	Lbs/Pc	Pcs/Sq Ft	Sq Ft/Pc
Large Rec	15 1/2" x 23 1/2"	2 3/8"	81.84	32	2292	71.63	0.39	2.55
Square	15 1/2" x 15 1/2"	2 3/8"	81.84	48	2292	47.75	0.59	1.7
Small Rec	7 3/4" x 15 1/2"	2 3/8"	92.94	108	2602	24.09	1.19	0.84


Borgert Kastle Flats are sold by the full pallet only.

**Colors**

	Classic Bronze	Sterling Gray	Lannon
Large Rec	BG9192♦	BG9194♦	BG9193♦
Square	BG919♦	BG9191♦	BG9190♦
Small Rec	BG9195♦	BG9197♦	BG9196♦

\*Indicates Stocked Item

♦Indicates Non-Stocked Item



16 x 24 Large Rectangle



16 x 16 Square



8 x 16 Small Rectangle

\*Indicates Stocked Item ♦Indicates Non-Stocked Item

**Brükstone®**

Brükstone®	Approx Size	Thickness	Sq Ft/Pit	Lbs/Pit
	16 Various Sizes	3 1/8"	76.08	2690

Borgert Brükstone® pavers are sold by the full pallet only.

**Colors**

	North Shore	Minnesota River	Sterling Gray
Brükstone®	BG302♦	BG300♦	BG305♦

\*Indicates Stocked Item

♦Indicates Non-Stocked Item



**LaLosa Collection**

	Approx Size	Thickness	Sq Ft/Pit	Sq Ft/Band	Bands/Pit	Pcs/Band	Pcs/Pit	Lbs/Pit	Lbs/Pc	Pcs/Sq Ft	Sq Ft/Pc
Square	6 1/4" x 6 1/4"	2 3/8"	85.4	12.2	7	45	315	2395	8	4	0.25
Small Rec	6 1/4" x 9 3/4"	2 3/8"	91.4	18.28	5	45	225	2559	12	2.67	0.375
Large Rec	9 3/8" x 12 1/2"	2 3/8"	88.5	29.5	3	36	108	2506	24	1.33	0.75
NEW! Large Square	9 3/8" x 9 3/8"	2 3/8"	82.5	16.5	5	27	135	2310	17.1	1.78	0.563

Any Non-Stocked Borgert Products ordered in less than full pallet quantities will be subjected to a \$15 Split Fee

**Colors**


	Iron Range	MN River	Sterling Gray	Graphite	Saddleback
Square	BG3660♦	BG3666♦	BG3678♦	N/A	N/A
Small Rec	BG3662♦	BG3668♦	BG3680♦	BG3684♦	BG3686♦
Large Rec	BG3664♦	BG3670♦	BG3682♦	N/A	N/A
NEW! Large Square	BG3663♦	BG3669♦	BG3681♦	N/A	N/A

\*Indicates Stocked Item


♦Indicates Non-Stocked Item




6x6 Square



6x9 Small Rec



9x9 Large Square



9x12 Large Rec

**CALL FOR PRICING, AVAILABILITY AND ADDITIONAL INFORMATION.**

Gertens Landscape Project Desk: 651-239-1315 | P: 651.450.1501 | F: 651.239.1316 | E: questions@gertens.com | W: gertens.com

\*Prices and availability are subject to change without notice.



**Discover  
Smooth Paver**

Approx Size	Thickness	Sq Ft/Layer	Layers/Plt	Sq Ft/Plt	Lbs/Plt
4" x 8"					
8" x 8"	2 3/4"	12.45	8	99.6	3175
8" x 12"					

County Materials Discover Pavers are sold by the layer.  
\$25 per pallet fee will be assessed for all partial pallet orders.

**Colors**

Exalt	Serenity	Haven	Intention	Majestic	Reflection	Timeless	NEW! Enlighten
C0126♦	C0127♦	C0105*	C0110♦	C0115*	C0120♦	C0125*	C0103♦

\*Indicates Stocked Item      ♦Indicates Non-Stocking Item

**Discover  
Tumbled Paver**

Approx Size	Thickness	Sq Ft/Layer	Layers/Plt	Sq Ft/Plt	Lbs/Plt
4" x 8"					
8" x 8"	2 3/4"	12.45	8	99.6	3175
8" x 12"					

County Materials Discover Pavers are sold by the layer.  
\$25 per pallet fee will be assessed for all partial pallet orders.

**Colors**

Haven	Majestic	Timeless
C01280♦	C01283♦	C01285♦

\*Indicates Stocked Item      ♦Indicates Non-Stocking Item

**Grand Discover  
Smooth Paver**

Approx Size	Thickness	Sq Ft/Layer	Layers/Plt	Sq Ft/Plt	Lbs/Plt
8" x 16"					
16" x 16"	2 3/4"	10.156	8	81.248	2600
16" x 24"					

County Materials Grand Discover Pavers are sold by the layer.  
\$25 per pallet fee will be assessed for all partial pallet orders.

**Colors**

Exalt	Serenity	Haven	Intention	Majestic	Timeless	NEW! Enlighten
C0160♦	C0165♦	C0135*	C0140♦	C0145*	C0155*	C0132♦

\*Indicates Stocked Item      ♦Indicates Non-Stocking Item

**NEW! Grand Discover XL  
Smooth Paver**

Approx Size	Thickness	Sq Ft/Layer	Layers/Plt	Sq Ft/Plt	Lbs/Plt
16" x 32"	2 3/4"	10.67	8	85.36	2732

County Materials Grand Discover XL Pavers are sold by the layer.  
\$25 per pallet fee will be assessed for all partial pallet orders.

**Colors**

Enlighten	Majestic	Timeless	Vision
C0172♦	C0174♦	C0176♦	C1078♦

\*Indicates Stocked Item      ♦Indicates Non-Stocking Item

**CALL FOR PRICING, AVAILABILITY AND ADDITIONAL INFORMATION.**





Vantage Textured Paver					
Approx Size	Thickness	Sq Ft/Layer	Layers/Pit	Sq Ft/Pit	Lbs/Pit
4" x 8" 8" x 8" 8" x 12"	2 3/4"	12.45	8	99.6	3175

County Materials Vantage Pavers are sold by the layer.  
\$25 per pallet fee will be assessed for all partial pallet orders.

Colors					
Exalt	Haven	Intention	Majestic	Reflection	Timeless
C0226◆	C0205*	C0210◆	C0215*	C0220◆	C0225*
<b>NEW! Enlighten</b> C0203◆					

\*Indicates Stocked Item    ◆Indicates Non-Stocking Item

Grand Vantage Textured Paver					
Approx Size	Thickness	Sq Ft/Layer	Layers/Pit	Sq Ft/Pit	Lbs/Pit
8" x 16" 16" x 16" 16" x 24"	2 3/4"	10.156	8	81.248	2600

County Materials Grand Vantage Pavers are sold by the layer.  
\$25 per pallet fee will be assessed for all partial pallet orders.

Colors					
Exalt	Haven	Intention	Majestic	Timeless	NEW! Enlighten
C0256◆	C0235*	C0241◆	C0245*	C0255*	C0233◆

\*Indicates Stocked Item    ◆Indicates Non-Stocking Item

NEW! Grand Tranquility					
Approx Size	Thickness	Sq Ft/Layer	Layers/Pit	Sq Ft/Pit	Lbs/Pit
8" x 16" 16" x 16" 16" x 24"	2 3/4"	10.156	8	81.248	2600

County Materials Grand Tranquility Pavers are sold by the layer.  
\$25 per pallet fee will be assessed for all partial pallet orders.

Colors					
Enlighten	Haven	Majestic	Serenity	Timeless	
C5980◆	C5982◆	C5984◆	C5986◆	C5988◆	

\*Indicates Stocked Item    ◆Indicates Non-Stocking Item

NEW! Grand Fusion					
Approx Size	Thickness	Sq Ft/Layer	Layers/Pit	Sq Ft/Pit	Lbs/Pit
8" x 16" 16" x 16" 16" x 24"	2 3/4"	10.156	8	81.248	2600

County Materials Grand Fusion Pavers are sold by the layer.  
\$25 per pallet fee will be assessed for all partial pallet orders.

Colors			
Beckon	Exalt	Intention	Vision
C5990◆	C5992◆	C5994◆	C5996◆

\*Indicates Stocked Item    ◆Indicates Non-Stocking Item

**CALL FOR PRICING, AVAILABILITY AND ADDITIONAL INFORMATION.**

<b>Grand Milestone</b>					
Approx Size	Thickness	Sq Ft/Layer	Layers/Pit	Sq Ft/Pit	Lbs/Pit
11 1/8" x 11 1/8" 11 1/8" x 17 1/2" 11 1/8" x 23 1/2"	2 3/4"	11.36	8	90.88	2970

County Materials Grand Milestone pavers are sold by the layer.  
\$25 per pallet fee will be assessed for all partial pallet orders.



<b>Colors</b>					
Timeless	Haven	Majestic			
C520♦	C535♦	C538♦			

\*Indicates Stocked Item   ♦Indicates Non-Stocking Item

<b>Destination</b>					
Approx Size	Thickness	Sq Ft/Layer	Layers/Pit	Sq Ft/Pit	Lbs/Pit
Varies	2 3/4"	11.11	8	88.88	2840

County Materials Destination pavers are sold by the layer.  
\$25 per pallet fee will be assessed for all partial pallet orders.



<b>Colors</b>					
Exalt	Intention	Purpose	Serenity	Timeless	Majestic
C627♦	C629♦	C631♦	C633♦	C635♦	C620♦

\*Indicates Stocked Item   ♦Indicates Non-Stocking Item

<b>Essence™ Wood Grain Plank</b>					
Approx Size	Thickness	Sq Ft/Layer	Layers/Pit	Sq Ft/Pit	Lbs/Pit
5 3/4" x 9 11/16" 5 3/4" x 11 5/8" 5 3/4" x 13 5/8" 5 3/4" x 17 1/2" 5 3/4" x 19 1/2"	3 1/8"	10.74	8	85.92	3210

County Materials Essence™ Wood Grain pavers are sold by the layer.  
\$25 per pallet fee will be assessed for all partial pallet orders.



<b>Colors</b>					
Pride	Timeless				
C9700♦	C9702♦				

\*Indicates Stocked Item   ♦Indicates Non-Stocking Item

<b>Influence Smooth Plank</b>					
Approx Size	Thickness	Sq Ft/Layer	Layers/Pit	Sq Ft/Pit	Lbs/Pit
5 3/4" x 9 11/16" 5 3/4" x 11 5/8" 5 3/4" x 13 5/8" 5 3/4" x 17 1/2" 5 3/4" x 19 1/2"	3 1/8"	10.74	8	85.92	3210

County Materials Influence Smooth Plank pavers are sold by the layer.  
\$25 per pallet fee will be assessed for all partial pallet orders.



<b>Colors</b>					
Majestic	Reflection	Timeless	Dream	Vision	
C0305♦	C0310♦	C0320♦	C0300♦	C0325♦	

\*Indicates Stocked Item   ♦Indicates Non-Stocking Item

Alternative finishes available and are made to order. Call for quote and availability. Lead times are estimated to be 4 - 6 weeks from date of order.

<b>Grass Paver</b>					
Approx Size	Thickness	Sq Ft/Piece	Pieces/Pallet	Sq Ft/Pit	Lbs/Pit
16" x 16"	3 3/8"	1.78	60	106.8	2870

County Materials Grass pavers are sold by the piece.  
\$25 per pallet fee will be assessed for all partial pallet orders.

<b>Colors</b>					
Gray					
C9840♦					

\*Indicates Stocked Item   ♦Indicates Non-Stocking Item

**CALL FOR PRICING, AVAILABILITY AND ADDITIONAL INFORMATION.**





Elements						
	Approx Size	Thickness	Sq Ft/Layer	Layers/Pit	Sq Ft/Pit	Lbs/Pit
A	4" x 8"	2 3/4"	11	8	88	2820
B	8" x 8"	2 3/4"	13.33	8	106.64	3380
C	8" x 16"	2 3/4"	13.33	8	106.64	3305
D	16" x 16"	2 3/4"	10.66	8	85.28	3080

County Materials Element Pavers are sold by the layer.  
\$25 per pallet fee will be assessed for all partial pallet orders.

	Reflection	Vision	Timeless	Serenity	Majestic	NEW! Beckon	NEW! Enlighten
A	C428*	C431*	C425*	C424♦	C4315*	C4317♦	C4319♦
B	C700*	C706*	C712♦	N/A	C7190♦	C7192♦	C7194♦
C	C720*	C726♦	C732♦	N/A	C7979♦	C7390♦	C7392♦
D	N/A	N/A	C740♦	N/A	C7470♦	N/A	C7474♦

\*Indicates Stocked Item      ♦Indicates Non-Stocking Item

Alternative finishes available for County Elements and are made to order. Call for quote and availability. Lead times are estimated to be 4 - 6 weeks from date of order.

H2O Pro Permeable						
	Approx Size	Thickness	Sq Ft/Layer	Layers/Pit	Sq Ft/Pit	Lbs/Pit
A	4" x 8"	3 1/8"	11	8	88	3085
B	8" x 8"	3 1/8"	13.33	8	106.64	3695
C	8" x 16"	3 1/8"	13.33	8	106.64	3640

County Materials H2O Pro Permeable Pavers are sold by the layer.  
\$25 per pallet fee will be assessed for all partial pallet orders.

Colors			
	Timeless	Reflection	Majestic
A	C9582♦	C9583♦	C9585♦
B	C9589♦	C9590♦	C9592♦
C	C9596♦	C9597♦	C9599♦



\*Indicates Stocked Item      ♦Indicates Non-Stocking Item

Alternative finishes available and are made to order. Call for quote and availability. Lead times are estimated to be 4 - 6 weeks from date of order.

Glow Path Rectangle						
	Approx Size	Thickness	Sq Ft/Layer	Layers/Pit	Sq Ft/Pit	Lbs/Pit
	4" x 8"	2 3/4"	11	8	88	2820

County Materials Glow Path pavers are sold by the layer.  
\$25 per pallet fee will be assessed for all partial pallet orders.

Colors		
Vision	Reflection	Dream
C0364♦	C0362♦	C0360♦

\*Indicates Stocked Item      ♦Indicates Non-Stocking Item

Glow Path Square						
	Approx Size	Thickness	Sq Ft/Layer	Layers/Pit	Sq Ft/Pit	Lbs/Pit
	24" x 24"	2 3/4"	8	8	64	2095

County Materials Glow Path pavers are sold by the layer.  
\$25 per pallet fee will be assessed for all partial pallet orders.

Colors	
Timeless	Majestic
C0366♦	C0368♦

\*Indicates Stocked Item      ♦Indicates Non-Stocking Item

Glow Path Discover						
	Approx Size	Thickness	Sq Ft/Layer	Layers/Pit	Sq Ft/Pit	Lbs/Pit
	4" x 8"					
	8" x 8"	2 3/4"	12.45	8	99.6	3176
	8" x 12"					

County Materials Glow Path pavers are sold by the layer.  
\$25 per pallet fee will be assessed for all partial pallet orders.

Colors	
Timeless	Majestic
C0370♦	C0372♦

\*Indicates Stocked Item      ♦Indicates Non-Stocking Item

**CALL FOR PRICING, AVAILABILITY AND ADDITIONAL INFORMATION.**



**Skylands™  
Concrete Rooftop Paver**

Approx Size	Thickness	Pcs/Plt	Sq Ft/Plt	Lbs/Plt
24" x 24"	2"	23	92	2073

County Materials Skylands™ Pavers have a 4 to 6 Week Lead Time  
County Materials Skylands™ Pavers are sold by the piece.  
\$25 per pallet fee will be assessed for all partial pallet orders.



Colors				
Timeless	Dream	Reflection	Majestic	Vision
C9602♦	C9603♦	C9605♦	C9609♦	C9608♦

\*Indicates Stocked Item      ♦Indicates Non-Stocking Item

**Ballast Paver  
Concrete Rooftop Paver**

Approx Size	Thickness	Pcs/Plt	Sq Ft/Plt	Lbs/Plt
24" x 24"	2"	16	64	1439

County Materials Ballast Pavers are sold by the piece.  
\$25 per pallet fee will be assessed for all partial pallet orders.

**Colors**  
Natural Gray

C0380♦
--------

\*Indicates Stocked Item      ♦Indicates Non-Stocking Item

**Crest Bullnose**

Approx Size	Thickness	Pcs/Plt	Sq Ft/Plt	Lbs/Plt
6" x 12"	2 3/4"	280	140	4350

County Materials Crest Bullnose are sold by the piece.  
\$25 per pallet fee will be assessed for all partial pallet orders.

**Colors**

Reflection	Vision
C9753♦	C9754♦

\*Indicates Stocked Item      ♦Indicates Non-Stocking Item



**NEW! Prestige Pool Coping  
Smooth**

Approx Size	Thickness	Pcs/Plt	Sq Ft/Plt	Lbs/Plt
24" x 14"	2 3/4"	16	37.44	1253

County Materials Prestige Pool Coping is sold by the piece.  
\$25 per pallet fee will be assessed for all partial pallet orders.

**Colors**

Beckon	Reflection	Vision
C9770♦	C9772♦	C9774♦

\*Indicates Stocked Item      ♦Indicates Non-Stocking Item

**NEW! Prestige Pool Coping  
Bullnose**

Approx Size	Thickness	Pcs/Plt	Sq Ft/Plt	Lbs/Plt
24" x 14"	2 3/4"	16	37.44	1253

County Materials Prestige Pool Coping is sold by the piece.  
\$25 per pallet fee will be assessed for all partial pallet orders.

**Colors**

Beckon	Reflection	Vision
C9776♦	C9778♦	C9780♦

\*Indicates Stocked Item      ♦Indicates Non-Stocking Item

**Rejuvenate Permeable**

Approx Size	Thickness	Sq Ft/Layer	Sq Ft/Plt	Lbs/Plt
5" x 10"	3 1/8"	9.64	77.12	3223

County Materials Rejuvenate Permeable Pavers are sold by the layer.  
\$25 per pallet fee will be assessed for all partial pallet orders.

*Can be machine laid.*

**Colors**

Timeless	Serenity
C9831♦	C9829♦

\*Indicates Stocked Item      ♦Indicates Non-Stocking Item

Alternative finishes available and are made to order. Call for quote and availability. Lead times are estimated to be 4 - 6 weeks from date of order.

**CALL FOR PRICING, AVAILABILITY AND ADDITIONAL INFORMATION.**





**Barrington with KolorLast**

Smooth Top

	Approx Size	Thickness	Sq Ft/Pc	Lbs/Pc	Pcs/Layer	Sq Ft/Layer	Layers/Plt	Pcs/Plt	Sq Ft/Plt	Lbs/Pallet
Small	8" x 16"		0.89	24.5	2			20		
Medium	16" x 16"	2.375"	1.78	49	2	10.2	10	20	102	3000
Large	16" x 24"		2.67	73.5	2			20		

Barrington 3-piece pavers are sold by the layer.  
\$17.50 per pallet fee will be assessed for all partial pallet orders.

Colors

	Beechwood	Bluestone	Santa Fe	Cascade
<b>Barrington 3-Piece</b>	I9060♦	I9103♦	I9100♦	I909♦

\*Indicates Stocked Item ♦Indicates Non-Stock Item



**Minnetonka with KolorLast**

Slate Top

	Approx Size	Thickness	Sq Ft/Pc	Lbs/Pc	Pcs/Layer	Sq Ft/Layer	Layers/Plt	Pcs/Plt	Sq Ft/Plt	Lbs/Pallet
Small	8" x 16"		0.89	24.5	2			20		
Medium	16" x 16"	2.375"	1.78	49	2	10.2	10	20	102	3000
Large	16" x 24"		2.67	73.5	2			20		

Minnetonka 3-piece pavers are sold by the layer.  
\$17.50 per pallet fee will be assessed for all partial pallet orders.

Colors

	Beechwood	Bluestone	Antique Brown	Cascade
<b>Minnetonka 3-Piece</b>	I9000♦	I9043♦	I9041♦	I903♦

\*Indicates Stocked Item ♦Indicates Non-Stock Item



**Serano with KolorLast**

Smooth Top


	Approx Size	Thickness	Sq Ft/Pc	Lbs/Pc	Pcs/Layer	Sq Ft/Layer	Layers/Plt	Pcs/Plt	Sq Ft/Plt	Lbs/Pallet
Small	5.75" x 5.75"		0.23	6	6			60		
Medium	5.75" x 11.5"	2.375"	0.46	13	6	9.66	10	60	97	2685
Large	11.5" x 11.5"		0.92	25	6			60		

Serano 3-piece pavers are sold by the layer.  
\$17.50 per pallet fee will be assessed for all partial pallet orders.

Colors

	Beechwood	Bluestone	Santa Fe	Cascade
<b>Serano 3-Piece</b>	I321♦	I319♦	I329♦	I327♦

\*Indicates Stocked Item ♦Indicates Non-Stock Item



**Mezzano with KolorLast**

Slate Top

	Approx Size	Thickness	Sq Ft/Pc	Lbs/Pc	Pcs/Layer	Sq Ft/Layer	Layers/Plt	Pcs/Plt	Sq Ft/Plt	Lbs/Pallet
Small	5.75" x 5.75"		0.23	6	6			60		
Medium	5.75" x 11.5"	2.375"	0.46	13	6	9.66	10	60	97	2685
Large	11.5" x 11.5"		0.92	25	6			60		

Mezzano 3-piece pavers are sold by the layer.  
\$17.50 per pallet fee will be assessed for all partial pallet orders.

Colors

	Beechwood	Bluestone	Antique Brown	Cascade
<b>Mezzano 3-Piece</b>	I563♦	I5670♦	I560♦	I5671♦

\*Indicates Stocked Item ♦Indicates Non-Stock Item



**Accent Pavers with KolorLast**

	Approx Size	Thickness	Sq Ft/Pc	Lbs/Pc	Pcs/Layer	Sq Ft/Layer	Layers/Plt	Pcs/Plt	Sq Ft/Plt	Lbs/Pallet
Smooth Accent	5.75" x 11.5"	2.375"	0.46	13	21	9.66	10	210	97	2780
Slate Accent	5.75" x 11.5"	2.375"	0.46	13	21	9.66	10	210	97	2780

Accent pavers are sold by the layer.  
\$17.50 per pallet fee will be assessed for all partial pallet orders.

Colors

	Onyx	Buff	Brown	Natural
<b>Smooth 6x12 Accent</b>	I332♦	I330♦	I331♦	I334♦
<b>Slate 6x12 Accent</b>	I5682♦	I5681♦	I5680♦	N/A

\*Indicates Stocked Item ♦Indicates Non-Stock Item



**CALL FOR PRICING, AVAILABILITY AND ADDITIONAL INFORMATION.**




Reno							
Smooth Top							
Approx Size	Thickness	Sq Ft/Pc	Pcs/Layer	Sq Ft/Layer	Layers/Pit	Sq Ft/Pit	Lbs/Pallet
4.875" x 9.875"	2.375"	0.33	8	11.75	8	94	2525
9.875" x 9.875"		0.67	6				
14.75" x 9.875"		1.01	5				

Reno 3-piece pavers are sold by the layer.  
 \$17.50 per pallet fee will be assessed for all partial pallet orders.

Colors

	Beechwood	Bluestone	Santa Fe
Reno 3-piece	I246♦	I248♦	I250♦

\*Indicates Stocked Item ♦Indicates Non-Stock Item



Tahoe							
Slate Top							
Approx Size	Thickness	Sq Ft/Pc	Pcs/Layer	Sq Ft/Layer	Layers/Pit	Sq Ft/Pit	Lbs/Pallet
4.875" x 9.875"	2.375"	0.33	8	11.75	8	94	2525
9.875" x 9.875"		0.67	6				
14.75" x 9.875"		1.01	5				

Tahoe 3-piece pavers are sold by the layer.  
 \$17.50 per pallet fee will be assessed for all partial pallet orders.

Colors

	Beechwood	Bluestone	Santa Fe
Tahoe 3-piece	I252♦	I254♦	I256♦

\*Indicates Stocked Item ♦Indicates Non-Stock Item



NEW! Cobble Stone 6CM								
Replaces Cobble Stone 8CM								
Size	Thickness	Sq Ft/Piece	Pcs/Layer	Sq Ft/Layer	Layers/Pit	Pcs/Pallet	Sq Ft/Pallet	Lbs/Pallet
7.125" x 5.875"	2.375"	0.29	8	12.33	8	192	98.7	2550
8.625" x 5.875"		0.36	8					
10.375" x 5.875"		0.42	8					
11.875" x 5.875"		0.48	8					

Cobble Stone pavers are sold by the layer.  
 \$17.50 per pallet fee will be assessed for all partial pallet orders.

Colors

	Beechwood	Moonlight Gray	Onyx with Kolorlast
Cobble 4-piece	I9132♦	I9134♦	I9136♦

\*Indicates Stocked Item ♦Indicates Non-Stock Item



Turfstone-Eco								
SPECIAL ORDER								
Approx Size	Thickness	Lbs/Piece	Pcs/Band	Sq Ft/Band	Bands/Pit	Pcs/Pallet	Sq Ft/Pallet	Lbs/Pallet
23.63" x 15.75"	3.125"	64.5	16	41	2	32	82	1940

Turfstone-Eco can be made in any color with or without KolorLast.  
 Set-up fee and minimum quantity required, must take **entire production run**.  
**Returns are not allowed.**




Bullnose								
Approx Size	Thickness	Sq Ft/Piece	Lbs/Piece	Pcs/Layer	Layers/Pit	Pcs/Pallet	Sq Ft/Pallet	Lbs/Pallet
12" x 6"	2.375"	0.5	13.06	48	3	144	72	1930

Bullnose pavers are sold by the layer.  
 \$17.50 per pallet fee will be assessed for all partial pallet orders.

Colors

Buff	Brown	Natural	Onyx
I8415♦	I8412♦	I8417♦	I8413♦

\*Indicates Stocked Item ♦Indicates Non-Stock Item



NEW! Pacific-Eco								
Sizes	Thickness	Pcs/Layer	SqFt/Layer	Lbs/Layer	Layers/Pit	Pcs/Pit	Sqft/Pit	Lbs/Pit
4.87" x 4.87"	3 1/8"	28	13.44	425	7	224	94	2975
9.75" x 9.75"								
4.87" x 9.75"								
14.62 x 9.75"								

Pacific-Eco pavers are sold by the layer.  
 \$17.50 per pallet fee will be assessed for all partial pallet orders.

Colors

Beechwood	Moonlight Gray
I114♦	I116♦

\*Indicates Stocked Item ♦Indicates Non-Stock Item



**CALL FOR PRICING, AVAILABILITY AND ADDITIONAL INFORMATION.**





**Holland**

Approx Size	Thickness	Sq Ft/Piece	Lbs/Piece	Pcs/Band	Bands/Pallet	Sq Ft/Band	Pcs/Pallet	Sq Ft/Pallet	Lbs/Pallet
8.5" x 4.25"	2.375"	0.24	7	80	5	19.6	400	98	2785

Holland pavers are sold by the band.  
 \$17.50 per pallet fee will be assessed for all partial pallet orders.

**Colors**

Antique Copper	Beechwood	Brown	Buff	Moonlight Gray	Onyx with Kolorlast	Natural	Rosewood
I101♦	I102♦	I107♦	I108♦	I106♦	I109♦	I1080♦	I100♦

\*Indicates Stocked Item ♦Indicates Non-Stock Item



**American Brick with Kolorlast**

Approx Size	Thickness	Sq Ft/Pc	Lbs/Pc	Pcs/Layer	Sq Ft/Layer	Layers/Plt	Pcs/Pallet	Sq Ft/Pallet	Lbs/Pallet
8" x 2.5"	2.375"	0.14	3	60	8.4	10	600	84	1800

American Brick pavers are sold by the layer.  
 \$17.50 per pallet fee will be assessed for all partial pallet orders.

**Colors**

Tuscan Red	Brown	Buff	Onyx
I9123♦	I912♦	I9120♦	I9122♦

\*Indicates Stocked Item ♦Indicates Non-Stock Item



**Holland Eco**

Approx Size	Thickness	Sq Ft/Piece	Lbs/Piece	Pcs/Layer	Sq Ft/Layer	Layers/Plt	Pcs/Plt	Sq Ft/ Pallet	Lbs/Pallet
5 x 10	4.875" x 9.75"	3.125"	0.33	13	28	9.24	8	224	83
5 x 5	4.875" x 4.875"		0.165	6.54	7	1.55			3050

Holland Eco pavers are sold by the pallet.

**Colors**

Beechwood	Moonlight Gray
I110♦	I112♦

\*Indicates Stocked Item ♦Indicates Non-Stock Item



**Broadmour**


	Approx Size	Thickness	Sq Ft/Pc	Lbs/Pc	Pcs/Layer	Sq Ft/Layer	Layers/Plt	Pcs/Plt	Sq Ft/Plt	Lbs/Plt
Small	6" x 12"	2.375"	0.5	15.65	24	12	6	144	72	2304
Medium	12" x 12"	2.375"	1	30.4	12	12	8	96	96	2550
Large	24" x 12"	2.375"	2	59	6	12	8	48	96	2880
Large Square	24" x 24"	2.375"	4	113.5	2	8	10	20	80	2320
Plank	18" x 3"	4"	0.36	17.3	22	7.92	6	132	47.5	2130

Broadmour pavers are sold by the layer.  
 \$17.50 per pallet fee will be assessed for all partial pallet orders.

**Colors**

	Onyx	Cascade	Natural
Small	I9143♦	I9147♦	I9151♦
Medium	I9144♦	I9148♦	I9152♦
Large	I9145♦	I9149♦	I9153♦
Large Square	I9146♦	I9150♦	I9154♦
Plank	I9162♦	I1966♦	I9170♦

\*Indicates Stocked Item ♦Indicates Non-Stock Item



**Broadmour Pavers**

**CALL FOR PRICING, AVAILABILITY AND ADDITIONAL INFORMATION.**



Lamont

	Approx Size	Thickness	Sq Ft/Pc	Lbs/Piece	Pcs/Band	Sq Ft/Band	Bands/Pit	Pcs/Pallet	Sq Ft/Pallet	Lbs/Pallet
4 x 8	4.13" x 8.25"	2.375"	0.24	7	80	19.2	5	400	96	2625
6 x 8	6.1875" x 8.25"	2.375"	0.35	10	50	17.8	5	250	89	2450
10 x 8	10.3" x 8.25"	2.375"	0.59	17	40	23.75	4	160	95	2710
12 x 8	12.375" x 8.25"	2.375"	0.71	21	40	28.5	4	160	114	3170

Lamont pavers are sold by the band.

\$17.50 per pallet fee will be assessed for all partial pallet orders.

Colors

	Antique Brown	Sierra Gray	Beechwood	Desert Buff	Brown	Onyx
4 x 8	I835♦	I839♦	I850♦	I843♦	I8440♦	I8442♦
6 x 8	I834♦	I838♦	I851♦	I842♦	I844♦	I8441♦
10 x 8	I833♦	I837♦	I852♦	N/A	N/A	NA
12 x 8	I832♦	I836♦	I853♦	N/A	N/A	N/A

\*Indicates Stocked Item

♦Indicates Non-Stock Item



Lamont Circle

	Approx Size	Thickness	Sq Ft/Pc	Lbs/Piece	Pcs/Pallet	Diameter / Pallet	Sq Ft/Pallet	Lbs/Pallet
Center	8.26" x 8.26"	2.375"	0.47	13	9 (8 extra)			
Small Circle	9.39" x 8.26"	2.375"	0.54	15	9			
Middle Circle	7.97" x 8.26"	2.375"	0.59	17	18	Makes a 7 course 10.33 ft. diameter circle	89	2520
Large Circle	7.21" x 8.26"	2.375"	0.41	12	135			
6 x 8	6.187" x 8.26"	2.375"	0.35	10	81			

Lamont Circle pavers are sold by the full pallet only.

Colors

	Antique Brown	Sierra Gray	Beechwood
Lamont Circle	I8320♦	I8360♦	I8530♦


\*Indicates Stocked Item

♦Indicates Non-Stock Item

CIRCLE KIT PALLET

Course	Outside Dia.	Outside Dia. (ft.)	Area (sq. ft.)	Center	Small Circle	Middle Circle	Large Circle	6 x 8
Center	8.26"	0.69	0.37	1	-	-	-	-
1	24.76"	2.06	3.34	-	8	-	-	-
2	41.26"	3.44	9.29	-	-	18	-	-
3	57.76"	4.81	18.20	-	-	-	24	-
4	74.26"	6.19	30.08	-	-	-	32	-
5	90.76"	7.56	44.93	-	-	-	40	20
6	107.26"	8.94	62.75	-	-	-	48	24
7	123.76"	10.33	83.54	-	-	-	56	28
ADDITIONAL COURSES (6 x 8" only)								
8	140.26"	11.68	107.07	-	-	-	-	72 (2 Bands)
9	156.76"	13.04	133.52	-	-	-	-	80 (3 Bands)
10	173.26"	14.40	162.89	-	-	-	-	88 (1 Pallet)
11	189.76"	15.79	195.19	-	-	-	-	97 (1 Pallet + 2 Bands)
12	206.26"	17.13	230.35	-	-	-	-	105 (1 Pallet + 4 Bands)
13	222.76"	18.49	268.46	-	-	-	-	113 (2 Pallets + 1 Bands)
14	239.26"	19.85	309.40	-	-	-	-	122 (2 Pallets + 4 Bands)
15*	254.58"	21.21	353.43	-	-	-	-	130 (3 Pallets + 2 Bands)

\*Example: To build a 212" dia. circle, you'll need (1) Circle Kit pallet + (3) 6 x 8 pallets + (2) 6 x 8 bands.  
Dimensions shown are nominal. Pallet square footage is accurate, layers and bands square footages have been rounded to nearest whole number.



CALL FOR PRICING, AVAILABILITY AND ADDITIONAL INFORMATION.





Colonial

	Approx Size	Thickness	Sq Ft/ Pc	Lbs/Pc	Pcs/Band	Sq Ft/Band	Bands/Plt	Pcs/Plt	Sq Ft/Plt	Lbs/Pallet
Half Square	6.3" x 3.15"	2.375"	0.14	3	50	6.86	7	350	48	1300
3/4 Square	6.3" x 4.65"	2.375"	0.2	6	56	11.4	7	392	80	2180
Square	6.3" x 6.3"	2.375"	0.28	7	50	14	7	350	98	2690
Rectangle	6.3" x 9.45"	2.375"	0.41	12	45	18.4	5	225	92	2650

Colonial pavers are sold by the band.  
\$17.50 per pallet fee will be assessed for all partial pallet orders.

Colors

	Beechwood	Moonlight	Brown	Buff	Natural	Onyx with Kolorlast
Half Square	I552♦	I831♦	N/A	N/A	N/A	N/A
3/4 Square	I5520♦	I8310♦	I241♦	I221♦	I243♦	I2413♦
Square	I242♦	I830♦	N/A	N/A	N/A	N/A
Rectangle	I236♦	I829♦	I240♦	I219♦	N/A	I2412♦

\*Indicates Stocked Item      ♦Indicates Non-Stock Item



Colonial Circle

	Approx Size	Thickness	Sq Ft/ Pc	Lbs/Pc	Pcs/Layer	Sq Ft/Layer	Layers/Plt	Pcs/Plt	Sq Ft/Plt	Lbs/Pallet
Starter Circle Kit	Center + course 1 & 2	2.375"	Mixed	Mixed	30	6	6	180	36 (6 kits)	1060
Large Circle	6.3" x 5.2"	2.375"	0.23	6	40	8	7	280	56	1550

Colonial circle pavers are sold by the layer.  
\$17.50 per pallet fee will be assessed for all partial pallet orders.


Colors

	Beechwood	Moonlight
Starter Circle Kit	I5521♦	I8312♦
Large Circle	I617♦	I8311♦

\*Indicates Stocked Item      ♦Indicates Non-Stock Item

STARTER CIRCLE KIT	Diameter	Area	Large Circle (Wedges)	3/4 Squares
Center	0.53 ft.	0.22 sq. ft.	1	-
1"	1.58 ft.	1.97 sq. ft.	8	-
2"	2.64 ft.	5.48 sq. ft.	18	-
ADDITIONAL COURSES			Units/course (layers needed)	Bands
3	3.70 ft.	10.75 sq. ft.	26 (1 Layer)	-
4	4.76 ft.	17.78 sq. ft.	34 (2 Layers)	-
5	5.82 ft.	26.57 sq. ft.	37 (2 Layers)	1 Band
6"	6.88 ft.	37.12 sq. ft.	25 (3 Layers)	1 Band
7	7.93 ft.	49.43 sq. ft.	30 (4 Layers)	2 Bands
8"	8.99 ft.	63.50 sq. ft.	34 (5 Layers)	2 Bands
9	10.05 ft.	79.53 sq. ft.	38 (6 Layers)	3 Bands
10	11.11 ft.	96.91 sq. ft.	42 (1 Pallet)	4 Bands
11	12.17 ft.	116.26 sq. ft.	1 Pallet	5 Bands
12	13.23 ft.	137.37 sq. ft.	1 Pallet	1 Pallet
13	14.28 ft.	160.23 sq. ft.	1 Pallet	1 Pallet + 1 Bands
14	15.34 ft.	184.88 sq. ft.	1 Pallet	1 Pallet + 4 Bands
15	16.4 ft.	211.25 sq. ft.	1 Pallet	1 Pallet + 6 Bands
16	17.46 ft.	239.38 sq. ft.	1 Pallet	2 Pallet + 2 Bands
17	18.52 ft.	269.29 sq. ft.	1 Pallet	2 Pallets + 4 Bands
18	19.58 ft.	300.95 sq. ft.	1 Pallet	3 Pallets
19"	20.63 ft.	334.37 sq. ft.	1 Pallet	3 Pallets + 3 Bands
20	21.69 ft.	369.55 sq. ft.	1 Pallet	3 Pallets + 6 Bands

\*Example: To build a 20.63' dia. circle, you'll need (1) starter kit + (1) large circle pallet + (3) 3/4 sq. pallets + (3) 3/4 sq. bands.  
Dimensions shown are nominal. Pallet square footage is accurate, layer and bands square footages have been rounded to nearest whole number.



CALL FOR PRICING, AVAILABILITY AND ADDITIONAL INFORMATION.

Gertens Landscape Project Desk: 651-239-1315 | P: 651.450.1501 | F: 651.239.1316 | E: questions@gertens.com | W: gertens.com

\*Prices and availability are subject to change without notice.



**English Edge Series**  
Beveled Edges with Spacer Nibs

	Approx Size	Thickness	Sq Ft/Plt	Bands/Plt	Pcs/Plt	Lbs/Plt	Lbs/Pc	Pcs/Sq Ft	Sq Ft/Pc	Sq Ft/Band
English Edge	4" x 8"	2¼"	110	5	495	2723	~5.5	4.5	0.22	22
English Edge Heavy Duty	4" x 8"	2¾"	84	5	380	2546	~6.7	4.5	0.22	16.8

All non-stock Pine Hall pavers must be purchased by the full pallet.

	SKU		SKU
English Edge FR (Red Flashed)	PH400*	English Edge Ironspot - Available while supplies last. Discontinued by Pine Hall.	PH406*
English Edge Red (All Red)	PH401*	English Edge Gray	PH4050*
English Edge Autumn	PH402*	English Edge Heavy Duty FR	PH4070♦
English Edge Cocoa	PH407*	English Edge Heavy Duty Red	PH4071♦
English Edge Rose FR	PH403*		
English Edge Dark Accent	PH404*		
English Edge Buff	PH405*		

\*Indicates Stocked Item      ♦Indicates Non-Stock Item

**Old Series**

**Textured Edges with Antique Color**

	Approx Size	Thickness	Sq Ft/Plt	Bands/Plt	Pcs/Plt	Lbs/Plt	Lbs/Pc	Pcs/Sq Ft	Sq Ft/Pc	Sq Ft/Band
Old Series	4" x 8"	2¼"	110	5	495	2712	~5.6	4.5	0.22	22

All non-stock Pine Hall pavers must be purchased by the full pallet.

	SKU
Old Towne AF (Antique Red Flash)	PH408*
Old Mill (Gray/Brown Flash)	PH4100♦
Old Tavern (Antique Burgundy Flash) - Available while supplies last. Discontinued by Pine Hall.	PH409*

\*Indicates Stocked Item      ♦Indicates Non-Stock Item

**Pathway Square Edge**

	Approx Size	Thickness	Sq Ft/Plt	Bands/Plt	Pcs/Plt	Lbs/Plt	Lbs/Pc	Pcs/Sq Ft	Sq Ft/Pc	Sq Ft/Band
Pathway Rectangle	4" x 8"	2¼"	110	5	495	2673	~5.4	4.5	0.22	22
Pathway Square	8" x 8"	2¼"	115	N/A	260	2860	11.2	2.25	0.44	N/A
Pathway 4" x 12"	4" x 12"	2¼"	99	N/A	297	2466	8.3	3	0.33	N/A

All non-stock Pine Hall pavers must be purchased by the full pallet.

	SKU		SKU
Pathway Rectangle - 4" x 8"		Pathway Square - 8" x 8"	
Pathway FR (Red Flash)	PH411*	Pathway FR	PH4136♦
Pathway Red (All Red)	PH412*	Pathway Red	PH4137♦
Pathway Cocoa (Chocolate Flash)	PH413*		
Pathway Autumn	PH4130*		
Pathway Dark Accent	PH4132♦		
Pathway Rose FR	PH4135♦		
Pathway Beale Street	PH544*		

\*Indicates Stocked Item      ♦Indicates Non-Stock Item

**CALL FOR PRICING, AVAILABILITY AND ADDITIONAL INFORMATION.**





**Rumbled®**

**Tumbled After Firing for Old World Charm**

	Approx Size	Thickness	Sq Ft/Plt	Bands/Plt	Pcs/Plt	Lbs/Plt	Lbs/Pc	Pcs/Sq Ft	Sq Ft/Pc	Sq Ft/Band
Rumbled®	4" x 8"	2¼"	104	5	470	2540	~5.4	4.5	0.22	20.68
Rumbled 4" x 12"	4" x 12"	2¼"	99	N/A	297	2466		8.3	0.33	N/A

All non-stock Pine Hall pavers must be purchased by the full pallet.

Rumbled - 4" x 8"	SKU
Rumbled® FR	PH414*
Rumbled® Rose FR	PH415*
Rumbled® Red	PH418*
Rumbled® Cocoa	PH419*
Rumbled® Main Street	PH420♦

Rumbled - 4" x 8"	SKU
Rumbled® Bluffs	PH422*
Rumbled® Beale Street	PH526*
Rumbled® Autumn	PH421*
NEW! Rumbled® Madrid	PH424♦

\*Indicates Stocked Item ♦Indicates Non-Stock Item

**NEW! True Tumbled  
Tumbled Before Firing**

	Approx Size	Thickness	Sq Ft/Plt	Pcs/Plt	Lbs/Pc	Pcs/Sq Ft	Important Information	SKU
Plymouth Tumbled Modular	3 5/8" x 7 5/8"	2¼"	116	525	4.8	4.5	4.5 pieces / Sq Ft assumes mortar joint of 3/8"	PH440*

\*Indicates Stocked Item ♦Indicates Non-Stock Item

**Brookstown and Harbourtown**

**Thin Pavers**

	Approx Size	Thickness	Sq Ft/Plt	Bands/Plt	Pcs/Plt	Lbs/Plt	Lbs/Pc	Pcs/Sq Ft	Sq Ft/Pc	Sq Ft/Band
Brookstown	4" x 8"	1 3/8"	168	5	760	2584	~3.4	4.5	0.22	33.6
Harbourtown	4" x 8"	1 3/8"	168	5	760	2584	~3.4	4.5	0.22	33.6

All non-stock Pine Hall pavers must be purchased by the full pallet.

Brookstown	SKU
Brookstown Red	PH567*
Brookstown FR	PH566*

Harbourtown	SKU
Harbourtown FR (Chocolate Flash)	PH568*

\*Indicates Stocked Item ♦Indicates Non-Stock Item

**Fire Brick**

	Approx Size	Thickness	Sq Ft/Plt	Bands/Plt	Pcs/Plt	Lbs/Plt	Lbs/Pc	Sq Ft/Pc	Sq Ft/Band
Fire Brick	4" x 8"	2¼"	110	5	495	2673	~5.4	0.22	22

All non-stock Pine Hall pavers must be purchased by the full pallet.

Fire Brick Buff	SKU
	PH436*

\*Indicates Stocked Item ♦Indicates Non-Stock Item

**Storm Pave**

**Permeable Pavers**

	Approx Size	Thickness	Sq Ft/Plt	Bands/Plt	Pcs/Plt	Lbs/Plt	Lbs/Pc	Pcs/Sq Ft	Sq Ft/Pc	Sq Ft/Band
Storm Pave	4" x 8"	2¼"	110	5	495	2574	~5.2	4.5	0.22	22
Storm Pave Heavy Duty	4" x 8"	2¾"	84	5	380	2432	~6.4	4.5	0.22	16.8
Rumbled Storm Pave	4" x 8"	2¼"	104	5	470	2444	~5.2	4.5	0.22	20.8
Rumbled Storm Pave HD	4" x 8"	2¾"	85	5	385	2464	~6.4	4.5	0.22	17

All non-stock Pine Hall pavers must be purchased by the full pallet.

Storm Pave FR	SKU
Storm Pave FR	PH570♦
Storm Pave Red	PH571♦
Rumbled Storm Pave FR	PH572♦

Storm Pave Heavy Duty FR	SKU
Storm Pave Heavy Duty FR	PH573♦
Storm Pave Heavy Duty Red	PH574♦
Rumbled Storm Pave HD FR	PH575♦

\*Indicates Stocked Item ♦Indicates Non-Stock Item

**CALL FOR PRICING, AVAILABILITY AND ADDITIONAL INFORMATION.**



**Barn Plank**

	Size	Thickness	SqFt/Pc	Lbs/Pc	Pcs/Pallet	SqFt/Pallet	Lbs/Pallet
<b>Small</b>	15.5" x 9.75"	2"	1.05	24	40	42	1,010
<b>Medium</b>	23.375" x 9.75"	2"	1.59	33	20	31.8	710
<b>Large</b>	35" x 9.75"	2"	2.37	52	20	47.4	1,090

To calculate pieces divide total square feet by 5.2  
 \$17.50 per pallet fee will be assessed for all partial pallet orders.

**Colors**

	Weathered Gray	Mahogany
<b>Small</b>	SC808♦	SC811♦
<b>Medium</b>	SC809♦	SC812♦
<b>Large</b>	SC810♦	SC813♦

\*Indicates Stocked Item      ♦Indicates Non-Stock Item



**Slate Landscape Tiles**

	Size	Thickness	Sqft/Pc	Lbs/Pc	Pcs/Pallet	SqFt/Pallet	Lbs/Pallet
<b>Small Square</b>	12" x 12"	1.75"	1	18	44	44	840
<b>Rectangle</b>	24" x 12"	1.75"	2	35	22	44	930
<b>Large Square</b>	24" x 24"	1.75"	4	68	22	88	1,550
<b>XL</b>	24" x 36"	1.75"	6	107	16	96	1,787

\$17.50 per pallet fee will be assessed for all partial pallet orders.

**Colors**

	Bluestone
<b>Small Square</b>	SC436♦
<b>Rectangle</b>	SC437♦
<b>Large Square</b>	SC439♦
<b>XL</b>	SC440♦

\*Indicates Stocked Item      ♦Indicates Non-Stock Item



**Antiqued Travertine Landscape Tiles**


	Size	Thickness	SqFt/Pc	Lbs/Pc	Pcs/Pallet	SqFt/Pallet	Lbs/Pallet
<b>Small</b>	12" x 24"	2"	2	46	20	40	970
<b>Medium</b>	18" x 24"	2"	3	70	18	54	1,310
<b>Large</b>	24" x 24"	2"	4	88	18	72	1,634
<b>Bullnose Coping</b>	24" x 12"	2"	2	43	20	40	910

\$17.50 per pallet fee will be assessed for all partial pallet orders.

**Colors**

	Ivory	Natural
<b>Small</b>	SC818♦	SC814♦
<b>Medium</b>	SC819♦	SC815♦
<b>Large</b>	SC820♦	SC816♦
<b>Bullnose Coping</b>	SC821♦	SC817♦

\*Indicates Stocked Item      ♦Indicates Non-Stock Item



**Stepping Stones**

Size	Thickness	SqFt/Pc	Pcs/Set	Lbs/Set	Sets/Pit	SqFt/Pallet	Lbs/Pallet
Four unique shapes with chiseled edges.	1.75"	Average 3.75	4	208	5	75	1090

Non-Stocked Stepping Stones are sold in full pallets only.

**Colors**

Bluestone	Indiana Limestone
SC419*	SC4191*

\*Indicates Stocked Item      ♦Indicates Non-Stock Item



**CALL FOR PRICING, AVAILABILITY AND ADDITIONAL INFORMATION.**

Gertens Landscape Project Desk: 651-239-1315 | P: 651.450.1501 | F: 651.239.1316 | E: questions@gertens.com | W: gertens.com

\*Prices and availability are subject to change without notice.



## Paver Restraint

Item #	Description	Pcs / Bundle	Pcs / Pallet
SNAP EDGE*	8' Snap Edge Plastic Paver Restraint	24	672
SNAP EDGE LP*	80" Low Profile Snap Edge Plastic Paver Restraint	24	672
AL150*	8' Gator Edge Plastic Paver Restraint	24	672
AL155*	8' Gator Tile Plastic Edging	N/A	N/A
PAVETECH7F*	7' Flexible Pave Edge Plastic Paver Restraint	12	300
PAVETECH7R*	7' Rigid Pave Edge Plastic Paver Restraint	12	288
PL400*	8' V-Trac Aluminum Paver Restraint	40	320

\*Indicates Stocked Item    ♦Indicates Non-Stocking Item

## Concrete Paver Edging

Item #	Description	Weight / Bag
SEK130*	Edgecrete Paver Edging <i>Ideal for open grade and permeable paver applications.</i>	50 lbs Bag

\*Indicates Stocked Item    ♦Indicates Non-Stocking Item

## Paver Base

Item #	Description
GBASE*	Gator Base 24" x 36" Paver Base (6 SF)
EZBASE*	EZ Base 20" x 36" Paver Base (5.15 SF)
GSCREW*	Gator Screw Box of 50

\*Indicates Stocked Item    ♦Indicates Non-Stocking Item

## Timber Spikes

Item #	Description	Weight / Case	Cases / Pallet
SPIKE10*	10" Timber Spike	50 lbs	48
SPIKE12*	12" Timber Spike	50 lbs	48

\*Indicates Stocked Item    ♦Indicates Non-Stocking Item

## Paver Underlay Fabric

Item #	Description
SS56100*	6.25' X 108' Woven Paver Underlay
SS125432♦	12.5' X 432' Woven Paver Underlay
SS515360♦	15' X 360' Woven Paver Underlay
SS5175309♦	17.5' X 309' Woven Paver Underlay

\*Indicates Stocked Item    ♦Indicates Non-Stocking Item

## Polymeric Sand

Item #	Description	Size	Coverage	Bags / Pallet
TGEL100♦	Techniseal Next Gel Prairie Tan - <i>less than 4" joint</i>	50 lbs	20-125 square feet	56
TGEL105♦	Techniseal Next Gel Prairie Grey - <i>less than 4" joint</i>	50 lbs	20-125 square feet	56
TGEL110♦	Techniseal Next Gel Prairie Tan - <i>less than 4" joint</i>	50 lbs	20-125 square feet	56
SS100*	Techniseal Smart Sand Tan - <i>less than 2" joint</i>	50 lbs	25-120 square feet	56
SS110*	Techniseal Smart Sand Grey - <i>less than 2" joint</i>	50 lbs	25-120 square feet	56
AL130*	G2 Gator Maxx Bond Beige	50 lbs	22-85 square feet	56
AL135*	G2 Gator Maxx Bond Grey	50 lbs	22-85 square feet	56
SEK100*	Poly Sweep Tan	50 lbs	20-75 square feet	56
SEK110*	Poly Sweep Platinum	50 lbs	20-75 square feet	56
TSL100*	NOCO Desert Tan - for joints 1/4" to 4"	50 lbs	20-120 square feet	56
TSL105*	NOCO Iron Gray - for joints 1/4" to 4"	50 lbs	20-120 square feet	56

\*Indicates Stocked Item    ♦Indicates Non-Stock Item

## SEK® Sealers &amp; Cleaners

Item #	Description	Size	Coverage	Pcs / Case
SEK120*	SB-1000 PermStik™ PICP Chip Stabilizer	1 Gallon	75 - 100 Sq.Ft. / Gallon	6
SEK125*	SB-1000 PermStik™ PICP Chip Stabilizer	5 Gallons	75 - 100 Sq.Ft. / Gallon	1
SEKSS1G*	SureStrip Fast Acting Sealer Stripper	1 Gallon	125 250 Sq.Ft. / Gallon	4

\*Indicates Stocked Item    ♦Indicates Non-Stock Item

**CALL FOR PRICING, AVAILABILITY AND ADDITIONAL INFORMATION.**

Gertens Landscape Project Desk: 651-239-1315 | P: 651.450.1501 | F: 651.239.1316 | E: questions@gertens.com | W: gertens.com

\*Prices and availability are subject to change without notice.

## MISCELLANEOUS PAVERS

### Exposed Aggregate

Item #	Description	Pcs / Plt	Lbs / Pc
E4*	12" Square Gray Aggregate	108	24
E21*	16" Round Gray Aggregate	48	33
E23*	16" Square Gray Aggregate	48	48
E15*	24" Round Gray Aggregate	24	80
E16*	24" Square Gray Aggregate	24	95

\*Indicates Stocked Item      ◆Indicates Non-Stocking Item

### Smooth Concrete Pavers

Item #	Description	Pcs / Plt	Lbs / Pc
E40*	12" Square Smooth Gray Patio Block	108	24
E42*	16" Square Smooth Gray Patio Block	48	48
E44*	24" Square Smooth Gray Patio Block	24	95

\*Indicates Stocked Item      ◆Indicates Non-Stock Item

### Specialty Pavers

Item #	Description	Pcs / Plt	Lbs / Pc
E19*	18" Eldorado Tree Round	48	36

\*Indicates Stocked Item      ◆Indicates Non-Stock Item

### Splash Pans

Item #	Description	Dimensions	Pcs / Pallet	Lbs / Pc
E26*	Splash Pan Natural	30" x 12" x 3"	24	50

\*Indicates Stocked Item      ◆Indicates Non-Stock Item

**CALL FOR PRICING, AVAILABILITY AND ADDITIONAL INFORMATION.**

Gertens Landscape Project Desk: 651-239-1315 | P: 651.450.1501 | F: 651.239.1316 | E: questions@gertens.com | W: gertens.com

*\*Prices and availability are subject to change without notice.*





**SRW® Cleaners**

Item #	Description	Size	Coverage	Pcs / Case
SRW150*	CD - Cleaner / Degreaser	1 Qt	Spot Treatment	6
SRW155*	RE - Rust Eliminator	1 Qt	Spot Treatment	6
SRW145*	EF - Efflorescence Cleaner	1 Gallon	200 Sq.Ft. / Gallon	4
SRW1450♦	EF - Efflorescence Cleaner	5 Gallons	200 Sq.Ft. / Gallon	1
SRW160*	PW - Paver Wash	1 Gallon	200 Sq.Ft. / Gallon	4
SRW1600♦	PW - Paver Wash	5 Gallons	200 Sq.Ft. / Gallon	1
SRW165♦	SRW M3C	1 Quart	2,200 Sq.Ft. / Quart	6
SRW170♦	SRW M3C	1 Gallon	2,200 Sq.Ft. / Quart	4
SRW235♦	DW Natural Stone Wash	1 Gallon	200 Sq.Ft. / Gallon	4
SRW2350♦	DW Natural Stone Wash	5 Gallons	200 Sq.Ft. / Gallon	1
SRW245♦	Specialty Clean™ OC Organic Stain Cleaner	2 pounds	Spot Treatment	6
SRWSS*	SS - Sealer Stripper	1 Gallon	200 Sq.Ft. / Gallon	4
SRWSS5♦	SS - Sealer Stripper	5 Gallons	200 Sq.Ft. / Gallon	1
SRWXY♦	XY - Xylene Solvent	1 Gallon	200 Sq.Ft. / Gallon	4
SRWXY5♦	XY - Xylene Solvent	5 Gallons	200 Sq.Ft. / Gallon	1

\*Indicates Stocked Item      ♦Indicates Non-Stock Item

**Adhesives and Accessories**

Item #	Description	Size	Coverage	Pcs / Case
RPA1*	SRW Retaining Wall & Paver Adhesive	10.5 oz	14 ft. - 32 ft.	12
RPA2*	SRW Retaining Wall & Paver Adhesive	29 oz	35 ft. - 89 ft.	12
SRW265♦	SRW Vertical Instant Lock Adhesive	9.5 oz	210 Linear Inches	12
SRW255*	SRW TAC Mulch Stabilizer	1 Gallon	200 Sq.Ft. / Gallon	4
SRW260*	SRW TAC Mulch Stabilizer	5 Gallons	200 Sq.Ft. / Gallon	1
SRW500*	SRW Path Stabilizer	5 Gallons	75 Sq.Ft. / 5 Gallons	1
SRW138♦	SRW SR Slip Resist™ (Paver Grip)	3.2 oz Bag	N/A	12
19241644*	SRW 9" Slit Foam Roller	9"	N/A	12
919249420*	SRW X-Treme Slit Foam Roller	9"	N/A	12
TS24*	Structure Bond Adhesive	24 oz	600 ft	12
TS25*	Structure Bond Gun II	N/A	N/A	1
TS26*	Structure Bond Gun Cleaner	16 oz	N/A	12

\*Indicates Stocked Item      ♦Indicates Non-Stock Item

**SRW® Sealers**

Item #	Description	Size	Coverage	Pcs / Case
SRW100*	LG - Low Gloss Paver Seal™ (Water Based)	1 Gallon	150 Sq.Ft. / Gallon	4
SRW1000♦	LG - Low Gloss Paver Seal™ (Water Based)	5 Gallons	150 Sq.Ft. / Gallon	1
SRW115*	PS - Penetrating Paver Seal™ (Siloxane Water-Based)	1 Gallon	200 Sq.Ft. / Gallon	4
SRW1150♦	PS - Penetrating Paver Seal™ (Siloxane Water-Based)	5 Gallons	200 Sq.Ft. / Gallon	1
SRW130*	HG - High Gloss Paver Seal™ (Water-Based)	1 Gallon	150 Sq.Ft. / Gallon	4
SRW1300♦	HG - High Gloss Paver Seal™ (Water-Based)	5 Gallons	150 Sq.Ft. / Gallon	1
SRW180♦	SRW PS X-TREME Paver Seal™ (Water Based)	1 Gallon	200 Sq.Ft. / Gallon	4
SRW1800♦	SRW PS X-TREME Paver Seal™ (Water Based)	5 Gallons	200 Sq.Ft. / Gallon	1
SRW185♦	SRW HG X-TREME Paver Seal™ (Solvent Based)	1 Gallon	250 Sq.Ft. / Gallon	4
SRW1850♦	SRW HG X-TREME Paver Seal™ (Solvent Based)	5 Gallons	250 Sq.Ft. / Gallon	1
SRW175♦	SRW CG Counter Guard	1 Quart	75 Sq.Ft. / Quart	4
SRW200♦	Premium Stone Seal™ S-PS Penetrating	1 Gallon	200 Sq.Ft. / Gallon	4
SRW2000♦	Premium Stone Seal™ S-PS Penetrating	5 Gallons	200 Sq.Ft. / Gallon	1
SRW205♦	Premium Stone Seal™ S-PSX Pentrating X-treme	1 Gallon	200 Sq.Ft. / Gallon	4
SRW2050♦	Premium Stone Seal™ S-PSX Pentrating X-treme	5 Gallons	200 Sq.Ft. / Gallon	1
SRW225♦	Specialty Seal™ DG Dual Guard	1 Gallon	250 Sq.Ft. / Gallon	4
SRW2250♦	Specialty Seal™ DG Dual Guard	5 Gallons	250 Sq.Ft. / Gallon	1

\*Indicates Stocked Item      ♦Indicates Non-Stock Item

**CALL FOR PRICING, AVAILABILITY AND ADDITIONAL INFORMATION.**





# BELGARD®

## Solid Steel Fire Rings

Description	Size	SKU
24" Solid Steel Fire Ring	3/16"T x 24"W x 11"D	24FR*
30" Solid Steel Fire Ring	3/16"T x 30"W x 11"D	30FR*
36" Solid Steel Fire Ring	3/16"T x 36"W x 11"D	36FR*
48" Solid Steel Fire Ring	3/16"T x 48"W x 11"D	48FR*

\*Indicates Stocked Item      ♦Indicates Non-Stocked Item

## Weston Stone™ Fire Pit

Size	Block Size	Information	Lbs/Pallet
Outer Diameter: 52" Inner Diameter: 35"	8" x 8" x 4"	57 small Weston Stone™ blocks, metal insert, grate, and adhesive included.	1218

Weston Stone™ Fire Pit is sold by the pallet.

### Colors

Charcoal	Northwoods	Costwold Mist
A02203♦	A02200♦	A02202♦

\*Indicates Stocked Item      ♦Indicates Non-Stocked Item

## Anchor™ Fire Pit Cap

Size	Pcs/Pallet	Information	Lbs/Pallet
Outer Diameter: 56" x 35.5" Inner Diameter: 2.5"	8	4 caps per kit	626

Anchor™ Fire Pit Caps are sold by the kit.

### Colors

Anthracite	Leather
A1122♦	A1123♦

\*Indicates Stocked Item      ♦Indicates Non-Stocked Item

## Brighton™ Series Fireplace

Depth	Width	Height	Lbs/Pallet
3' 4"	4' 4"	8' 4"	5835

Brighton™ fireplace is sold by the pallet.

### Colors

Gaony Tan / Ashbury Haze	Cotswold Mist / Brookstone Slate
A02190♦	A02192♦

\*Indicates Stocked Item      ♦Indicates Non-Stocked Item

## Wood Box Pair

Depth	Width	Height	Lbs/Pallet
2' 4"	2' 8"	2' 11"	3200

Brighton™ wood box pair is sold by the pallet.

### Colors

Gaony Tan / Ashbury Haze	Cotswold Mist / Brookstone Slate
A02194♦	A02196♦

\*Indicates Stocked Item      ♦Indicates Non-Stocked Item

**CALL FOR PRICING, AVAILABILITY AND ADDITIONAL INFORMATION.**

**BELGARD®**

**Beaufort™ Series**

**Fireplace**

Depth	Width	Height	Lbs/Pallet
2' 7"	4' 3"	7' 8"	4170

Beaufort™ fireplace is sold by the pallet.

**Colors**

**Shelby / Midnight**

A111◆

\*Indicates Stocked Item      ◆Indicates Non-Stocked Item

**Grill Island**

Depth	Width	Height	Lbs/Pallet
2' 6"	5' 11"	3' 5"	2875

Beaufort™ grill island is sold by the pallet.

**Colors**

**Shelby / Midnight**

Beaufort Grill Island NG      A02211◆

Beaufort Grill Island LP      A02213◆

\*Indicates Stocked Item      ◆Indicates Non-Stocked Item

**Wood Box Pair**

Depth	Width	Height	Lbs/Pallet
2' 1¾"	3' 3"	3' 1"	3070

Beaufort™ wood box pair is sold by the pallet.

**Colors**

**Shelby / Midnight**

A121◆

\*Indicates Stocked Item      ◆Indicates Non-Stocked Item

**Linear Fireplace**

Depth	Width	Height
3' 6½"	7' 8"	4' 5¼"

Beaufort™ linear fireplace is sold by the pallet.

**Colors**

**Shelby / Midnight**

A02215◆

\*Indicates Stocked Item      ◆Indicates Non-Stocked Item

**Egg Island**

Depth	Width	Height	Lbs/Pallet
2' 7"	5' 9¾"	3' 4½"	3200

Beaufort™ egg island is sold by the pallet.

**Colors**

**Shelby / Midnight**

A02217◆

\*Indicates Stocked Item      ◆Indicates Non-Stocked Item

**CALL FOR PRICING, AVAILABILITY AND ADDITIONAL INFORMATION.**



# BELGARD®

## Bristol™ Series

### Fireplace

Depth	Width	Height	Lbs/Pallet
3'	5'	9' 3"	7295

Bristol™ fireplace is sold by the pallet.

#### Colors

**Gaconomy Tan / Ashbury Haze**

**Cotswold Mist / Brookstone Slate**

A02121◆

A02120◆

\*Indicates Stocked Item    ◆Indicates Non-Stocked Item

### Grill Island

Depth	Width	Height	Lbs/Pallet
3'	6' 4"	4' 4"	3945

Bristol™ grill island is sold by the pallet.

Includes 36" AOG Grill & Double Doors

#### Colors

**Gaconomy Tan / Ashbury Haze**

**Cotswold Mist / Brookstone Slate**

**Bristol™ Grill Island NG**

A0218◆

A02182◆

**Bristol™ Grill Island LP**

A02180◆

A02184◆

\*Indicates Stocked Item    ◆Indicates Non-Stocked Item

### Hearth

Depth	Width	Height	Lbs/Pallet
2'	5'	11"	1180

Bristol™ hearth is sold by the pallet.

#### Colors

**Gaconomy Tan / Ashbury Haze**

**Cotswold Mist / Brookstone Slate**

A02161◆

A02160◆

\*Indicates Stocked Item    ◆Indicates Non-Stocked Item

### Wood Box Pair

Depth	Width	Height	Lbs/Pallet
2' 4"	3'	3' 3"	3950

Bristol™ wood box pair is sold by the pallet.

#### Colors

**Gaconomy Tan / Ashbury Haze**

**Cotswold Mist / Brookstone Slate**

A02141◆

A02140◆

\*Indicates Stocked Item    ◆Indicates Non-Stocked Item

### Brick Oven

Depth	Width	Height	Lbs/Pallet
4'	4'	8 1"	6925

#### Colors

**Gaconomy Tan / Ashbury Haze**

**Cotswold Mist / Brookstone Slate**

A0210◆

A02100◆

\*Indicates Stocked Item    ◆Indicates Non-Stocked Item

**CALL FOR PRICING, AVAILABILITY AND ADDITIONAL INFORMATION.**

# BELGARD®

## Bordeaux™ Series

### Fireplace

Depth	Width	Height	Lbs/Pallet
2' 7"	4' 4"	7' 8"	4170

Bordeaux™ fireplace is sold by the pallet.

#### Colors

Sienna / Buff	Pewter / Midnight	Sienna / Midnight
A02020◆	A02022◆	A02024◆

\*Indicates Stocked Item      ◆Indicates Non-Stocked Item

### Grill Island

Depth	Width	Height	Lbs/Pallet
2' 6"	5' 11"	3' 5"	2875

Bordeaux™ grill island is sold by the pallet.

Includes grill & double doors.

#### Colors

	Sienna / Buff	Pewter / Midnight	Sienna / Midnight
<b>Bordeaux™ Grill Island NG</b>	A02046◆	A02054◆	A02058◆
<b>Bordeaux™ Grill Island LP</b>	A02048◆	A02056◆	A02060◆

\*Indicates Stocked Item      ◆Indicates Non-Stocked Item

### Wood Box Pair

Depth	Width	Height	Lbs/Pallet
2' 1¼"	3' 3"	3' 1"	3070

Bordeaux™ wood box pair is sold by the pallet.

#### Colors

Sienna / Buff	Pewter / Midnight	Sienna / Midnight
A02044◆	A02042◆	A02040◆

\*Indicates Stocked Item      ◆Indicates Non-Stocked Item

### Linear Fireplace

Depth	Width	Height
7' 4"	2' 11"	4' 2"

Bordeaux™ linear fireplace is sold by the pallet.

#### Colors

Sienna / Buff	Pewter / Midnight	Sienna / Midnight
A02036◆	A02034◆	A02034◆

\*Indicates Stocked Item      ◆Indicates Non-Stocked Item

### Egg Island

Depth	Width	Height	Lbs/Pallet
2' 7"	5' 9¾"	3' 4½"	3200

Bordeaux™ egg island is sold by the pallet.

#### Colors

Sienna / Midnight
A02110◆

\*Indicates Stocked Item      ◆Indicates Non-Stocked Item

**CALL FOR PRICING, AVAILABILITY AND ADDITIONAL INFORMATION.**





**King of Hearth Outdoor Fireplace & Oven Kits**

**King Arthur Fireplace**

Size	Information	Lbs/Pallet	SKU
46" W x 36" D x 94" H	Ready to be finished with stone, brick or stucco for a custom look.	2700	BG4584◆

\*Indicates Stocked Item ◆Indicates Non-Stocked Item

**Guinevere Fireplace**

Size	Information	Lbs/Pallet	SKU
38" W x 28" D x 79" H	Ready to be finished with stone, brick or stucco for a custom look.	1750	BG4582◆

\*Indicates Stocked Item ◆Indicates Non-Stocked Item

**Lancelot Outdoor Oven**

Size	Information	Lbs/Pallet	SKU
35" W x 57" D x 44" H	Ready to be finished with stone, brick or stucco for a custom look.	1100	BG4586◆

\*Indicates Stocked Item ◆Indicates Non-Stocked Item

**Side Wood Storage Box**

Size	Information	Lbs/Pallet	SKU
26" W x 26" D x 36" H	Ready to be finished to match fireplace exterior.	260	BG4586◆

\*Indicates Stocked Item ◆Indicates Non-Stocked Item

**Borgert Fire Pit Kits**

**Strassen Round Firepit Kit**

Size	Included in Kit
52" W x 12" H Interior Diameter: 36"	Strassen Wall Trapezoid units, adhesive and 36" metal ring.

**Colors**

Iron Range	Minnesota River	North Shore	Sterling Gray
BG440*	BG430*	BG438*	BG441*

**New! Charcoal**

BG4410*
---------

\*Indicates Stocked Item ◆Indicates Non-Stocked Item

**Strassen Square Firepit Kit**

Size	Included in Kit
35.5" x 35.5" x 12"	Strassen Wall A & C blocks, adhesive and metal square.

**Colors**

Minnesota River	North Shore	Sterling Gray	Iron Range
BG453◆	BG456◆	BG457◆	BG458◆

\*Indicates Stocked Item ◆Indicates Non-Stocked Item

**Strassen Round Firepit Cap**

Thickness	Size	Included in Kit	Kits/Pallet
2.5"	Interior: 36" Exterior: 55"	4 Pieces	2

**Colors**

Limestone	Charcoal
BG442*	BG444*

\*Indicates Stocked Item ◆Indicates Non-Stocked Item

**CALL FOR PRICING, AVAILABILITY AND ADDITIONAL INFORMATION.**



**Summit Fire Pit Kit**

**Smooth**

**Included in Kit**

(1) 39" ID circle steel insert + 51 tapered Smooth units in any Summit Stone color.

**Colors**

Haven	Hush	Majestic	Reflection	Solace	Timeless	Vision
C7100♦	C7102♦	C7104♦	C7106♦	C7108♦	C7110♦	C7112♦

\*Indicates Stocked Item      ♦Indicates Non-Stocked Item

**Summit Fire Pit Kit**

**Tumbled**

**Included in Kit**

(1) 39" ID circle steel insert + 51 tapered Smooth or Tumbled units in any Summit Stone color.

**Colors**

Haven	Hush	Majestic	Reflection	Solace	Timeless	Vision
C7114♦	C7116♦	C7118♦	C7120♦	C7122♦	C7124♦	C7126♦

\*Indicates Stocked Item      ♦Indicates Non-Stocked Item

**Fire Pit Kit Cap**

**Size**

**Thickness**

**Information**

Inside Diameter - 39"  
Outside Diameter - 57"

2 3/4"

4 Pieces are required for a full circle.  
(8 pieces per pallet)

**Colors**

Reflection	Vision
C7130♦	C7128♦

\*Indicates Stocked Item      ♦Indicates Non-Stocked Item

**CALL FOR PRICING, AVAILABILITY AND ADDITIONAL INFORMATION.**





Grand Island Bar Series						
Available with or without top						
Description	Size	Weight	Included	Santa Fe	Bluestone	Beechwood
8' Grand Island Bar with top	96"W x 48"D x 46"H	7,271 lbs	Super-Stik adhesive, Lakeland block, Silver Creek limestone tops with hand-chiseled edges. Kit packaged on 3 pallets.	R6710◆	R6714◆	R6716◆
8' Grand Island Bar without top	96"W x 48"D x 46"H	7,271 lbs	Super-Stik adhesive and Lakeland block. Kit packaged on 3 pallets.	R6709◆	R6713◆	R6715◆
8' Grand Island Bar and Grill with Storage, and with top	96"W x 48"D x 46"H	7,341 lbs	32" Summerset Sizzler Stainless gas grill, Stainless 30"W x30"H door, Super-Stik adhesive, Lakeland block, Silver Creek limestone tops with hand-chiseled edges. Kit packaged on 4 pallets.	R6718◆	R6722◆	R6724◆
8' Grand Island Bar and Grill with Storage, and without top	96"W x 48"D x 46"H	7,341 lbs	32" Summerset Sizzler Stainless gas grill, Stainless 30"W x30"H door, Super-Stik adhesive, and Lakeland block. Kit packaged on 4 pallets.	R6717◆	R6721◆	R6723◆
8' Grand Island Bar and Grill with Refrigerator Opening, and with top	96"W x 48"D x 46"H	7,331 lbs	32" Summerset Sizzler Stainless gas grill, Stainless 30"W x 30"H door, 24"W x 28"H x 36"D Opening for Refrigerator, Super-Stik adhesive, Lakeland block, Silver Creek limestone tops with hand-chiseled edges. Kit packaged on 4 pallets.	R6726◆	R6730◆	R6732◆
8' Grand Island Bar and Grill with Refrigerator Opening, and without top	96"W x 48"D x 46"H	7,331 lbs	32" Summerset Sizzler Stainless gas grill, Stainless 30"W x 30"H door, 24"W x 28"H x 36"D Opening for Refrigerator, Super-Stik adhesive, and Lakeland block. Kit packaged on 4 pallets.	R6725◆	R6729◆	R6731◆
8' Grand Island Grill Surround with top	96"W x 48"D x 46"H	4,915 lbs	Super-Stik adhesive, Lakeland block, Silver Creek limestone tops with hand-chiseled edges. *For use with standing grills (60" opening). Kit packaged on 2 pallets.	R6734◆	R6738◆	R6740◆
8' Grand Island Grill Surround without top	96"W x 48"D x 46"H	4,915 lbs	Super-Stik adhesive and Lakeland block. *For use with standing grills (60" opening). Kit packaged on 2 pallets.	R6733◆	R6737◆	R6739◆
4' Grand Island Bar (4 ft Section) with top	48"W x 48"D x 46"H	3,780 lbs	Super-Stik adhesive, Lakeland block, Silver Creek limestone tops with hand-chiseled edges. Kit packaged on 1 pallet.	R6742◆	R6746◆	R6748◆
4' Grand Island Bar (4 ft Section) without top	48"W x 48"D x 46"H	3,780 lbs	Super-Stik adhesive and Lakeland block. Kit packaged on 1 pallet.	R6741◆	R6745◆	R6747◆
4' Grand Island Bar Corner Return Kit with top	48"W x 48"D x 46"H	5,140 lbs	Super-Stik adhesive, Lakeland block, Silver Creek limestone tops with hand-chiseled edges. Kit packaged on 2 pallets.	R6750◆	R6754◆	R6756◆
4' Grand Island Bar Corner Return Kit without top	48"W x 48"D x 46"H	5,140 lbs	Super-Stik adhesive and Lakeland block. Kit packaged on 2 pallets.	R6749◆	R6753◆	R6755◆
Outdoor Oven Wood Box with top	-	-	-	R6574◆	R6578◆	R6580◆
Outdoor Oven Wood Box	-	-	-	R6575◆	R6579◆	R6582◆

\*Indicates Stocked Item ◆Indicates Non-Stocked Item

**CALL FOR PRICING, AVAILABILITY AND ADDITIONAL INFORMATION.**

# OUTDOOR LIVING KITS



## Compact Bar Series

### 4' Compact Bar with top

Size	Weight	Included	Santa Fe	Bluestone	Beechwood
48"W x 24"D x 38"H	2,830 lbs	Super-Stik adhesive, Lakeland block, Silver Creek limestone tops with hand-chiseled edges. Kit packaged on 1 pallet.	R6758◆	R6762◆	R6764◆

### 4' Compact Bar with opening and with top

Size	Weight	Included	Santa Fe	Bluestone	Beechwood
48"W x 24"D x 38"H (20" Opening)	2,780 lbs	Super-Stik adhesive, Lakeland block, Silver Creek limestone tops with hand-chiseled edges. Kit packaged on 1 pallet.	R6766◆	R6770◆	R6772◆

\*Indicates Stocked Item ◆Indicates Non-Stocked Item

## Grand Bar Series

### Grand Bar Countertop

SKU	Size
R6789◆	30"x 48"

\*Indicates Stocked Item ◆Indicates Non-Stocked Item

### Grand Bar Upper Top

SKU	Size
R67890◆	18" x 48"

\*Indicates Stocked Item ◆Indicates Non-Stocked Item

## Rochester Concrete Waterfall and Pond Kits

### Grand Waterfall Kit

Size	Weight	Included	Santa Fe	Bluestone	Beechwood
98"W x 48"D x 32"H	3,465 lbs	3 tubes Super-Stik Adhesive, Lakeland Block, Silver Creek Block, Easy Pro Waterfall. Kit packaged on 3 pallets.	R6694◆	R6698◆	R6700◆

\*Indicates Stocked Item ◆Indicates Non-Stocked Item

### Compact Waterfall Kit

Size	Weight	Included	Santa Fe	Bluestone	Beechwood
64"W x 40"D x 28"H	1,660 lbs	2 tubes Super-Stik adhesive, Lakeland Block, & Easy Pro Waterfall Kit. Kit packaged on 1 pallet.	R6702◆	R6706◆	R6708◆

\*Indicates Stocked Item ◆Indicates Non-Stocked Item

### Waterfall Light Kits

Description	Blue Light	White Light
Grand Waterfall Light Kit	R6840◆	R6838◆
Compact Waterfall Light Kit	R6836◆	R6834◆

\*Indicates Stocked Item ◆Indicates Non-Stocked Item

### Grand Easy Pro Pond Kit

SKU	Included
R6832◆	1 Easy Pro Pond Kit for Grand Waterfall

\*Indicates Stocked Item ◆Indicates Non-Stocked Item

### Compact Easy Pro Pond Kit

SKU	Included
R6831◆	1 Easy Pro Pond Kit for Compact Waterfall

\*Indicates Stocked Item ◆Indicates Non-Stocked Item

## Rochester Concrete Table Kits

### 8' Dining Table with Top

Size	Weight	Included	Santa Fe	Bluestone	Beechwood
96"W x 36"D x 30"H	2,870 lbs	Super-Stik adhesive, Lakeland block, Silver Creek limestone tops with hand-chiseled edges. Kit packaged on 1 pallet.	R6782◆	R6786◆	R6788◆

\*Indicates Stocked Item ◆Indicates Non-Stocked Item

### 3' Pub/Bistro Table with Top

Size	Weight	Included	Santa Fe	Bluestone	Beechwood
36"W x 36"D x 42"H	1,515 lbs	Super-Stik adhesive, Lakeland block, Silver Creek limestone tops with hand-chiseled edges. Kit packaged on 1 pallet.	R6774◆	R6778◆	R6780◆

\*Indicates Stocked Item ◆Indicates Non-Stocked Item

**CALL FOR PRICING, AVAILABILITY AND ADDITIONAL INFORMATION.**





The Kitchen								
with tops								
Description	Size	Included	Santa Fe with Black Granite	Santa Fe with White Granite	Bluestone with Black Granite	Bluestone with White Granite	Beechwood with Black Granite	Beechwood with White Granite
<b>Island Cabinet</b>	90"W x 48"D x 37"H	Double drawer and door combo, TiteBond adhesive, Lakeland block, and granite tops.	R7010◆	R7012◆	R7018◆	R7020◆	R7022◆	R7024◆
<b>Island Cabinet with sink</b>	90"W x 48"D x 37"H	Double drawer and door combo, sink, TiteBond adhesive, Lakeland block, and granite tops.	R7026◆	R7028◆	R7034◆	R7036◆	R7038◆	R7040◆
<b>32" Grill Cabinet</b>	48"W x 28"D x 37"H	Sizzler 32" Grill, 30" double doors, grill cover, TiteBond adhesive, Lakeland block, and granite tops.	R6850◆	R6852◆	R6858◆	R6860◆	R6862◆	R6864◆
<b>40" Grill Cabinet</b>	56"W x 28"D x 37"H	Sizzler 40" Grill, 30" double doors, grill cover, TiteBond adhesive, Lakeland block, and granite tops.	R6866◆	R6868◆	R6874◆	R6876◆	R6878◆	R6880◆
<b>Side Burner Cabinet</b>	32"W x 28"D x 37"H	Sizzler double side burner, double drawer, Titebond adhesive, Lakeland block, and granite tops.	R6882◆	R6884◆	R6890◆	R6892◆	R6894◆	R6896◆
<b>Prep Center Cabinet</b>	48"W x 28"D x 37"H	Double drawer and door combo, TiteBond adhesive, Lakeland block, and granite tops.	R6946◆	R6948◆	R6954◆	R6956◆	R6958◆	R6960◆
<b>Prep Center Cabinet with sink</b>	48"W x 28"D x 37"H	Double drawer and door combo, sink, TiteBond adhesive, Lakeland block, and granite tops.	R6962◆	R6964◆	R6970◆	R6972◆	R6974◆	R6976◆
<b>Trash Cabinet</b>	28"W x 28"D x 37"H	Drawer, TiteBond adhesive, Lakeland block, granite tops.	R6914◆	R6916◆	R6922◆	R6924◆	R6926◆	R6928◆
<b>Double Drawer Cabinet</b>	32"W x 28"D x 37"H	Double drawer, TiteBond adhesive, Lakeland block, and granite tops.	R6898◆	R6900◆	R6906◆	R6908◆	R6910◆	R6912◆
<b>Smoker Cabinet</b>	40"W x 28"D x 37"H	TiteBond adhesive, Lakeland block, granite tops. <b>Smoker sold separately.</b>	R6994◆	R6996◆	R7002◆	R7004◆	R7006◆	R7008◆
<b>Refrigerator Cabinet</b>	32"W x 28"D x 37"H	TiteBond adhesive, Lakeland block, granite tops. <b>Refrigerator sold separately.</b>	R6930◆	R6932◆	R6938◆	R6940◆	R6942◆	R6944◆
<b>Corner/End Cap Cabinet</b>	28"W x 28"D x 37"H	-	R6978◆	R6980◆	R6986◆	R6988◆	R6990◆	R6992◆
<b>Woodbox Cabinet</b>	32"W x 28"D x 37"H	-	R6532◆	R653◆	R656◆	R657◆	R6570◆	R6572◆

\*Indicates Stocked Item ◆Indicates Non-Stocked Item

**CALL FOR PRICING, AVAILABILITY AND ADDITIONAL INFORMATION.**

Gertens Landscape Project Desk: 651-239-1315 | P: 651.450.1501 | F: 651.239.1316 | E: questions@gertens.com | W: gertens.com

\*Prices and availability are subject to change without notice.

# OUTDOOR LIVING KITS



The Kitchen					
without tops					
Description	Size	Included	Santa Fe	Bluestone	Beechwood
Island Cabinet	90"W x 48"D x 37"H	Double drawer and door combo, TiteBond adhesive, and Lakeland block.	R7011♦	R7019♦	R7023♦
Island Cabinet with sink	90"W x 48"D x 37"H	Double drawer and door combo, sink, TiteBond adhesive, and Lakeland block.	R7027♦	R7035♦	R7039♦
32" Grill Cabinet	48"W x 28"D x 37"H	Sizzler 32" Grill, 30" double doors, grill cover, TiteBond adhesive, and Lakeland block.	R6853♦	R6861♦	R6865♦
40" Grill Cabinet	56"W x 28"D x 37"H	Sizzler 40" Grill, 30" double doors, grill cover, TiteBond adhesive, and Lakeland block.	R6869♦	R6877♦	R6881♦
Side Burner Cabinet	32"W x 28"D x 37"H	Sizzler double side burner, double drawer, Titebond adhesive, and Lakeland block.	R6885♦	R6893♦	R6897♦
Prep Center Cabinet	48"W x 28"D x 37"H	Double drawer and door combo, TiteBond adhesive, and Lakeland block.	R6947♦	R6955♦	R6959♦
Prep Center Cabinet with sink	48"W x 28"D x 37"H	Double drawer and door combo, sink, TiteBond adhesive, and Lakeland block.	R6963♦	R6971♦	R6975♦
Trash Cabinet	28"W x 28"D x 37"H	Drawer, TiteBond adhesive, and Lakeland block.	R9615♦	R6923♦	R9627♦
Double Drawer Cabinet	32"W x 28"D x 37"H	Double drawer, TiteBond adhesive, and Lakeland block.	R6901♦	R6909♦	R9613♦
Smoker Cabinet	40"W x 28"D x 37"H	TiteBond adhesive and Lakeland block. <b>Smoker sold separately.</b>	R6995♦	R7003♦	R7007♦
Refrigerator Cabinet	32"W x 28"D x 37"H	TiteBond adhesive and Lakeland block. Refrigerator sold separately.	R9631♦	R6939♦	R6943♦
Corner/End Cap Cabinet	28"W x 28"D x 37"H	N/A	R6979♦	R6987♦	R6991♦
Woodbox Cabinet	32"W x 28"D x 37"H	-	R6534♦	R655♦	R6571♦

\*Indicates Stocked Item      ♦Indicates Non-Stocked Item

## CALL FOR PRICING, AVAILABILITY AND ADDITIONAL INFORMATION.

Gertens Landscape Project Desk: 651-239-1315 | P: 651.450.1501 | F: 651.239.1316 | E: questions@gertens.com | W: gertens.com

\*Prices and availability are subject to change without notice.





**The Kitchen Accessories**

<b>SKU</b>	<b>Description</b>
R67891◆	Prep Center Granite Top - Black
R678910◆	Prep Center Granite Top - White
R67893◆	Center Island Granite Top - Black
R678930◆	Center Island Granite Top - White
R7050◆	Door/2 Drawer Combo
R7054◆	Double Drawer
R7056◆	Outdoor Sink
R7058◆	Trash Drawer
R7062◆	32" Grill Cover
R7064◆	40" Grill Cover
R7066◆	32" Rotisserie
R7068◆	40" Rotisserie
R7070◆	30" Vented Double Door
R7072◆	Vertical Door
R7074◆	32" LP Summerset Grill
R7076◆	32" NG Summerset Grill
R7078◆	40" LP Summerset Grill
R7080◆	40" NG Summerset Grill
R7082◆	Double Side Burner LP
R7084◆	Double Side Burner NG

\*Indicates Stocked Item

◆Indicates Non-Stocked Item

**CALL FOR PRICING, AVAILABILITY AND ADDITIONAL INFORMATION.**

Gertens Landscape Project Desk: 651-239-1315 | P: 651.450.1501 | F: 651.239.1316 | E: questions@gertens.com | W: gertens.com

*\*Prices and availability are subject to change without notice.*

# OUTDOOR LIVING KITS



Rochester Concrete Fireplace Kits					
Compact Fireplace					
Size	Weight	Included	Santa Fe	Bluestone	Beechwood
40"W x 32"D x 72"H	3735 lbs	4 tubes SuperStik adhesive, Lakeland Block and Silver Creek Block, Firebrick & Mortar. Kit packaged on 2 pallets.	R600♦	R630♦	R639♦
		*Indicates Stocked Item ♦Indicates Non-Stocked Item			
Compact Hearth					
Size	Weight	Included	Santa Fe	Bluestone	Beechwood
40"W x 12"D x 6" H	295 lbs	1 tube SuperStik adhesive, Lakeland Block and Silver Creek Block. Hearth packaged on 1 pallet.	R605♦	R635♦	R641♦
		*Indicates Stocked Item ♦Indicates Non-Stocked Item			
Compact Wood Box					
Size	Weight	Included	Santa Fe	Bluestone	Beechwood
32"W x 32"D x 34" H	1665 lbs	2 tubes SuperStik adhesive, Lakeland Block and Silver Creek Block. Wood Box packaged on 1 pallet.	R610♦	R637♦	R643♦
		*Indicates Stocked Item ♦Indicates Non-Stocked Item			
Grand Fireplace					
Size	Weight	Included	Santa Fe	Bluestone	Beechwood
60"W x 36"D x 102"H	9677 lbs	Stainless steel woodburning fireplace insert. 4' chimney, spark suppressor, 12 tubes SuperStik adhesive, Lakeland Block and Silver Creek Block. Kit packaged on 5 pallets.	R6630♦	R6642♦	R6648♦
		*Indicates Stocked Item ♦Indicates Non-Stocked Item			
Grand Hearth					
Size	Weight	Included	Santa Fe	Bluestone	Beechwood
60" W x 20" D x 10" H	709 lbs	4 tubes SuperStik adhesive, Lakeland Block and Silver Creek Block. Hearth packaged on 1 pallet.	R6632♦	R6644♦	R6650♦
		*Indicates Stocked Item ♦Indicates Non-Stocked Item			
Grand Wood Box					
Size	Weight	Included	Santa Fe	Bluestone	Beechwood
40" W x 36" D x 50" H	4061 lbs	4 tubes SuperStik adhesive, Lakeland Block and Silver Creek Block. Wood Box packaged on 2 pallets.	R6634♦	R6646♦	R6652♦
		*Indicates Stocked Item ♦Indicates Non-Stocked Item			
Colonial Fireplace					
Size	Weight	Included	Santa Fe	Bluestone	Beechwood
40"W x 32"D x 70"H	4360 lbs	4 tubes SuperStik adhesive, Lakeland Block and Silver Creek Block, Firebrick & Mortar. Kit packaged on 2 pallets.	R6606♦	R6618♦	R6624♦
		*Indicates Stocked Item ♦Indicates Non-Stocked Item			
Colonial Hearth					
Size	Weight	Included	Santa Fe	Bluestone	Beechwood
40"W x 12"D x 6" H	295 lbs	1 tube SuperStik adhesive, Lakeland Block and Silver Creek Block. Hearth packaged on 1 pallet.	R6608♦	R6620♦	R6626♦
		*Indicates Stocked Item ♦Indicates Non-Stocked Item			
Colonial Wood Box					
Size	Weight	Included	Santa Fe	Bluestone	Beechwood
32"W x 32"D x 34"H	1665 lbs	2 tubes SuperStik adhesive, Lakeland Block and Silver Creek Block. Wood Box packaged on 1 pallet.	R6610♦	R6622♦	R6628♦
		*Indicates Stocked Item ♦Indicates Non-Stocked Item			
Victorian Fireplace					
Size	Weight	Included	Santa Fe	Bluestone	Beechwood
52"W x 32"D x 89"H	6610 lbs	SuperStik adhesive, Lakeland Block and Silver Creek Block. Kit packaged on 2 pallets.	R6670♦	R6682♦	R6688♦
		*Indicates Stocked Item ♦Indicates Non-Stocked Item			
Victorian Hearth					
Size	Weight	Included	Santa Fe	Bluestone	Beechwood
52"W x 18" D x 10" H	580 lbs	SuperStik adhesive, Lakeland Block and Silver Creek Block. Hearth packaged on 1 pallet.	R6672♦	R6684♦	R6690♦
		*Indicates Stocked Item ♦Indicates Non-Stocked Item			
Victorian Wood Box					
Size	Weight	Included	Santa Fe	Bluestone	Beechwood
32"W x 32"D x 42" H	1665 lbs	SuperStik adhesive, Lakeland Block and Silver Creek Block. Wood Box packaged on 1 pallet.	R6674♦	R6686♦	R6692♦
		*Indicates Stocked Item ♦Indicates Non-Stocked Item			
Rochester Concrete Fireplace Accessories					
Description	Included		SKU		
Fireplace Insert	Chimney, Smoke Stack and Spark Suppressor		R6848♦		
Small Gas Log Set NG or LP	-		R7042♦		
		*Indicates Stocked Item ♦Indicates Non-Stocked Item			

**CALL FOR PRICING, AVAILABILITY AND ADDITIONAL INFORMATION.**

Gertens Landscape Project Desk: 651-239-1315 | P: 651.450.1501 | F: 651.239.1316 | E: questions@gertens.com | W: gertens.com

\*Prices and availability are subject to change without notice.





**Rochester Concrete Pillar Kits**

**20" Lakeland Pillar Kit with top**

Size	Weight	Included	Santa Fe	Bluestone	Beechwood
20"W x 20"D x 38"H Top: 25" square	1,250 lbs	Super-Stik adhesive, Lakeland block, Silver Creek limestone top with hand-chiseled edges. Kit is packaged on 1 pallet.	R6806◆	R6810◆	R6812◆

\*Indicates Stocked Item ◆Indicates Non-Stocked Item

**24" Lakeland Pillar Kit with top**

Size	Weight	Included	Santa Fe	Bluestone	Beechwood
24"W x 24"D x 38"H Top: 30" square	1,655 lbs	Super-Stik adhesive, Lakeland block, Silver Creek limestone top with hand-chiseled edges. Kit is packaged on 1 pallet.	R6822◆	R6826◆	R6828◆

\*Indicates Stocked Item ◆Indicates Non-Stocked Item

**20" Lakeland Pillar Kit with Glass, and with top**

Size	Weight	Included	Santa Fe	Bluestone	Beechwood
20"W x 20"D x 38"H Top: 25" square	1,140 lbs	Super-Stik adhesive, Lakeland block, Pittsburg Corning® premiere glass block, Silver Creek limestone top with hand-chiseled edges. Kit is packaged on 1 pallet.	R6814◆	R6818◆	R6820◆

\*Indicates Stocked Item ◆Indicates Non-Stocked Item

**Glass Block for Pillar Kit**

**SKU**

R7090◆

\*Indicates Stocked Item ◆Indicates Non-Stocked Item

**Rochester Concrete Seat Wall Kits**

**Lakeland Seat Wall Kit**

Size	Weight	Included	Santa Fe	Bluestone	Beechwood
6'L x 8"W x 20"H	1,095 lbs	Includes Lakeland Block. Kit is packaged on 1 pallet. Caps Sold Separately	R6790◆	R6794◆	R6796◆

\*Indicates Stocked Item ◆Indicates Non-Stocked Item

**Riverland Seat Wall Kit**

Size	Weight	Included	Santa Fe	Bluestone	Beechwood
6'L x 8"W x 20"H 8' Radius	1,110 lbs	Includes Lakeland Block. Kit is packaged on 1 pallet. Caps Sold Separately	R6798◆	R6802◆	R6804◆

\*Indicates Stocked Item ◆Indicates Non-Stocked Item

**CALL FOR PRICING, AVAILABILITY AND ADDITIONAL INFORMATION.**

# OUTDOOR LIVING KITS



Fire Pit Kits					
Rosetta Belvedere Fire Pit					
Size	Weight	Included	Copper Canyon	Fond du Lac	Pacific Gray
38' Diameter x 12" H	1,275 lbs	Belvedere 38" Diameter Ring, adhesive, gloves	R6842♦	R6844♦	R6846♦
		*Indicates Stocked Item ♦Indicates Non-Stocked Item			
Grand Fire Pit Kits					
Block Only					
Size	Weight	Included	Santa Fe	Bluestone	Beechwood
48"W x 12"H	1,009 lbs	Super-Stik adhesive, Lakeland fire ring block	R350♦	R360♦	R362♦
		*Indicates Stocked Item ♦Indicates Non-Stocked Item			
Block + Steel Insert (No Grate)					
Size	Weight	Included	Santa Fe	Bluestone	Beechwood
48"W x 12"H	1,050 lbs	Super-Stik adhesive, Lakeland Fire Ring Block, and	R375♦	R370♦	R376♦
		*Indicates Stocked Item ♦Indicates Non-Stocked Item			
Block + Steel Insert + Grate					
Size	Weight	Included	Santa Fe	Bluestone	Beechwood
48"W x 12"H	1,060 lbs	Super-Stik adhesive, Lakeland fire ring block, 31"	R390♦	R385♦	R391♦
		*Indicates Stocked Item ♦Indicates Non-Stocked Item			
Victorian Square Fire Pit Kits					
Block + Steel Insert (No Grate)					
Size	Weight	Included	Santa Fe	Bluestone	Beechwood
48"W x 48"L x 12"H	1,275 lbs	Super-Stik adhesive, Lakeland block and 31" heavy	R3921♦	R3920♦	R3922♦
		*Indicates Stocked Item ♦Indicates Non-Stocked Item			
Block + Steel Insert + Grate					
Size	Weight	Included	Santa Fe	Bluestone	Beechwood
48"W x 48"L x 12"H	1,300 lbs	Super-Stik adhesive, Lakeland block, 31" heavy gauge	R3925♦	R3924♦	R3926♦
		*Indicates Stocked Item ♦Indicates Non-Stocked Item			
Grand Gas Firepit NG					
Size	Weight	Santa Fe	Bluestone	Beechwood	
48"W x 20"H	1,710 lbs	R3910♦	R3914♦	R3916♦	
		*Indicates Stocked Item ♦Indicates Non-Stocked Item			
Barn Plank Fire Pit Kits					
Block + Steel Insert (No Grate)					
Size	Weight	Included	Mahogany	Weathered Gray	
48"W x 12"H	1,255 lbs	Steel insert.	R340♦	R344♦	
		*Indicates Stocked Item ♦Indicates Non-Stocked Item			
Block + Steel Insert + Grate					
Size	Weight	Included	Mahogany	Weathered Gray	
48"W x 12"H	1,525 lbs	With steel insert and swivel cooking grate.	R342♦	R346♦	
		*Indicates Stocked Item ♦Indicates Non-Stocked Item			
RCP Fire Ring Cap Kit					
Size	Weight	Included	Indiana Limestone		
10"W x 2.25"H	288 lbs	8 pcs of Silver Creek hand chiseled edge cap	R395♦		
		*Indicates Stocked Item ♦Indicates Non-Stocked Item			
Rochester Concrete Fire Pit Kit Accessories					
Description	Size	Weight	Included	SKU	
E-Z Spark Screen for Round Fire Rings	40"W x 18"H	22 lbs	One Spark Screen (Boxed)	R3943♦	
Round Slotted Firepit Cover	N/A	N/A	For firepit kits with grate(Boxed)	R3941♦	
Round Non-Slotted Firepit Cover	N/A	N/A	For firepit kits without grate(Boxed)	R3942♦	
Round Steel Insert	31" Interior Diamter	38 lbs	One Round Steel Insert(Boxed)	R393♦	
Square Steel Insert	31" Interior Diamter	N/A	One Square Steel Insert(Boxed)	R394♦	
Swivel Cooking Grate	N/A	28 lbs	Available for round and square fire pits(Boxed)	R3940♦	
Gas Fire Ring Log Set	N/A	-	-	R7044♦	
Gas Fire Ring Insert - NG Only	N/A	-	-	R7048♦	
LP Conversion Kit for Gas Fire Ring Insert	N/A	-	-	R7052♦	
		*Indicates Stocked Item ♦Indicates Non-Stocked Item			

**CALL FOR PRICING, AVAILABILITY AND ADDITIONAL INFORMATION.**

Gertens Landscape Project Desk: 651-239-1315 | P: 651.450.1501 | F: 651.239.1316 | E: questions@gertens.com | W: gertens.com

\*Prices and availability are subject to change without notice.





**NEW! Contemporary Outdoor Living Kits**

**Contemporary Fireplace**

Size	Included	Beechwood	Cascade
52" W x 32" D x 86.5" H	<i>Not available at time of print.</i>	R9640♦	R642♦

\*Indicates Stocked Item      ♦Indicates Non-Stocked Item

**Contemporary Hearth**

Size	Included	Beechwood	Cascade
48" W x 16" D x 10.5" H	<i>Not available at time of print.</i>	R9646♦	R9648♦

\*Indicates Stocked Item      ♦Indicates Non-Stocked Item

**Contemporary Wood Box**

Size	Included	Beechwood	Cascade
32" W x 32" D x 38.5" H	<i>Not available at time of print.</i>	R9652 ♦	R9654♦

\*Indicates Stocked Item      ♦Indicates Non-Stocked Item

**Contemporary Island Bar/Grill**

Size	Included	Beechwood	Cascade
32" D x 80" W x 40.75" H	Summerset Sizzler Pro 32" stainless grill with cover. Stainless steel, vented double doors and paver vent kit. Three-piece, 3cm black pearl granite top.	R9658♦	R9660♦

\*Indicates Stocked Item      ♦Indicates Non-Stocked Item

**Contemporary Wood Burning Fire Pit**

Size	Included	Beechwood	Cascade
48" W x 48" D x 16" H	Three courses of selected color + one Onyx band. Heavy-gauge 4-piece steel insert. <i>Optional: Removable swivel cooking grate</i> <i>Optional: Contemporary Wall Cap (Cascade or Onyx)</i> <i>Additional charges may apply.</i>	R9670♦	R9672♦

\*Indicates Stocked Item      ♦Indicates Non-Stocked Item

**Contemporary Gas Burning Fire Pit**

Size	Included	Beechwood	Cascade
48" W x 48" D x 18.5" H	Three courses of selected color + one Onyx band. Contemporary Wall Cap (Casade or Onyx). Firegear's stainless stell NG drop-in pan and connections (100,000 mx Btu). Piloted thermocouple safety valve, manual spark ignitor, lava rock & vent kit.	R9682♦	R9684♦

\*Indicates Stocked Item      ♦Indicates Non-Stocked Item

**Contemporary Gas Burning Fire Table**

Size	Included	Beechwood	Cascade
68" W x 20" D x 18.5" H	Three corner/pillar block courses of selected color + one Onyx band. Contemporary Wall Cap (Cascade or Onyx). Firegear's stainless steel, NG drop-in pan and connections (150,000 max Btu). Piloted thermocouple safety valve, manual spark ignitor, lava rock & vent kit.	R9682♦	R9684 ♦

\*Indicates Stocked Item      ♦Indicates Non-Stocked Item

**CALL FOR PRICING, AVAILABILITY AND ADDITIONAL INFORMATION.**

Gertens Landscape Project Desk: 651-239-1315 | P: 651.450.1501 | F: 651.239.1316 | E: questions@gertens.com | W: gertens.com

*\*Prices and availability are subject to change without notice.*

## LANDSCAPE LIGHTING

### Products include:

Accent Lights  
Path & Spread Lights  
Deck & Patio Lights  
Water Lights  
Hardscape Lights  
LED Lamps  
120V Landscape Lights  
Transformers  
Landscape Accessories

### Styles include:

Modern Farmhouse  
Contemporary  
Mid-Century Modern  
Art Deco  
Nautical Coastal  
Updated Traditional  
Industrial

# KICHLER

Kichler® listens to homeowners. They consider landscape lighting as an investment in beauty, safety, and entertainment for their home. Professionals value our product innovation and warranty; our unmatched design, engineering, and testing standards; and our support.

*Call for all Kichler® Landscape Lighting questions and pricing.*



CAST Landscape® creates solid bronze low-voltage landscape lighting that's considered best in class, built to last tools for the professional designer.

### Products include:

Directional Lights  
Deck & Wall Lighting  
Path Lights  
Wash Lights  
Well & Ground Lights  
Lighting Kits  
Transformers & Wiring

### Styles include:

Classic  
Craftsman  
Impressionist

*Call for all CAST Landscape® Lighting questions and pricing.*

### Products include:

Accessories  
Down Lights  
Hardscapes  
In-Grade and Well Lights  
Lamps  
Luxor Accessories  
Path and Area Lights  
Transformers  
Underwater Lights  
Up Lights  
Wall and Step Lights

### Materials include:

Aluminum/Zinc  
Brass  
Composite  
Copper  
Stainless Steel

# FXLuminaire

FX Luminaire® is an industry-leading manufacturer of landscape and architectural lighting products with a focus on the advancement of LED Landscape Lighting technology and digital lighting control with zoning, dimming and color adjustment capabilities.

*Call for all FX Luminaire® Landscape Lighting questions and pricing.*

## CALL FOR PRICING, AVAILABILITY AND ADDITIONAL INFORMATION.

Gertens Landscape Project Desk: 651-239-1315 | P: 651.450.1501 | F: 651.239.1316 | E: questions@gertens.com | W: gertens.com

*\*Prices and availability are subject to change without notice.*



<b>Flagstone</b>		
Large, irregular pieces, 1½" - 2½" thick, approximate size 20"- 48"		
<b>SKU</b>	<b>Description</b>	<b>Sq. Ft. / Ton</b>
ED19*	Chilton 2½"	60-70
ED7538◆	Chilton 1" - 1½"	80-90
ED7544◆	Chilton 2"	70-80
ED18*	Eden 2½"	60-70
ED7550◆	Eden Thin ¾"	100-120
ED521*	Valders Buff 1⅝"	80-90
ED523◆	Valders Dove White 1⅝"	80-90
ED1910*	New York Blue Thermal 1.5"	80-90
ED190*	New York Bluestone 1-2" Full Color - Irregular	70-80
ED191*	New York Bluestone 1-2" Lilac - Irregular	70-80
ED192◆	New York Bluestone Blue Blue - Irregular <i>Limited Availability</i>	70-80
LW100*	Petrified Seashore 2-2½"	60-70
IL155*	Indiana Limestone 2¼" Thick Slabs Sawn Top & Bottom	70-80
ED195*	Mountain Crest 2 ½"	60-70
KA5*†	Kasota 2"	65-70
MS115*	Glacier Green 1 ½" - 2" <i>While supplies last (discontinued by supplier)</i>	85-95
ED1336*	Oakfield Flagstone 2½"	60-70
SS310*	Glacier Blue Flagstone 2"	60-70
GR712◆	1 ¼" Carnelian	105
GR714◆	1 ¼" Rockville	105
GR708◆	1 ¼" Charcoal	105
GR710◆	1 ¼" Mesabi Black	105
GR720◆	2" Carnelian	66
GR714◆	2" Rockville	66
GR716◆	2" Charcoal	66
GR718◆	2" Mesabi Black	66

† Not recommended or warranted in areas likely to come in contact with salt as found in ice melting

\*\*Approximate cost per Sq Ft is merely an estimate for your information.

\*Indicates stocked item      ◆Indicates Non-Stock Item

**CALL FOR PRICING, AVAILABILITY AND ADDITIONAL INFORMATION.**

# NATURAL STONE

Irregular Steppers		
Irregular pieces, 1" - 2" thick, approximate size 10" - 20"		
SKU	Description	Sq. Ft. / Ton
ED21*	Chilton 1" - 2"	80-100
ED20*	Eden 1" - 2"	80-100
ED721*	Chestnut 1" - 2" <i>While supplies last (discontinued by supplier)</i>	80-100
ED220*	Tumbled Valders 1-5/8"	80-100
EW410*	Petrified Seashore 2"	70-80
NY31*	New York Bluestone Full Color 1"-2"	80-90
ED196*	Mountain Crest 1"-2"	80-90
MS110*	Glacier Green 1 1/2" - 2" <i>While supplies last (discontinued by supplier)</i>	70-80
ED1346*	Oakfield Steppers 1"-2"	80-100
ED7546♦	Eden Premium 1"-2"	80-100
ED7548*	Eden Tumbled 1"-2"	80-100
SS305*	Glacier Blue 2"	70-80
MS100*	Meadow Creek 1"-2" <i>While supplies last (discontinued by supplier)</i>	70-80

\*\*Approximate cost per Sq Ft is merely an estimate for your information.

\*Indicates stocked item   ♦Indicates Non-Stock Item

Landscape Lawn Edging		
Random Lengths		
SKU	Description	Lin. Ft. / Ton
ED109*	Chilton 4" x 4" Snapped	~110
ED735*	<i>Tumbled</i> Chilton 4"x4" Snapped	~110
ED108*	Eden 4" x 4" Snapped	~110
ED206*	New York Bluestone 4" x 4" Snapped	~100
ED110*	Mountain Crest 4" x 4"	~100
ED1348*	Oakfield 4" x 4"	~110
KA40*	Kasota MN Buff 3.5" x 3.5" Sawn / Snapped	~130
ED415*	Petrified Seashore	~100
ED284*	Superior Sawn 3" x 4"	~100
SS315*	Glacier Blue 4" x 4"	~100

\*Indicates stocked item   ♦Indicates Non-Stock Item

**CALL FOR PRICING, AVAILABILITY AND ADDITIONAL INFORMATION.**



**8" Wide Retaining Wall Stone  
Random Lengths**

SKU	Description	Sq. Ft. / Ton
ED15*	Chilton 2" - 3"	17-20
ED101*	Chilton 3" - 4"	17-20
ED11*	Chilton 4" - 5"	17-20
ED111*	Chilton 5" - 6"	17-20
ED14*	Eden 2" - 3"	17-20
ED100*	Eden 3" - 4"	17-20
ED10*	Eden 4" - 5"	17-20
ED1000*	Eden 5" - 6"	17-20
ED193*	New York Bluestone 2" - 5"	17-20
ED134*	Mountain Crest 2"-3"	17-20
ED135*	Mountain Crest 3"-4"	17-20
ED136*	Mountain Crest 4"-5"	17-20
ED137*	Mountain Crest 5"-6"	17-20
ED133*	Oakfield Wallstone 2"- 3"	17-20
ED1330♦	Oakfield Wallstone 3"- 4"	17-20
ED1332*	Oakfield Wallstone 4" - 5"	17-20
ED1334♦	Oakfield Wallstone 5" - 6"	17-20
ED410*	Petrified Seashore 2-4"	17-20
KA26†*	Kasota Wall MN Buff 3.5"	17-20
ED280*	Superior Sawn Wallstone 3"	17-20
ED282*	Superior Sawn Wallstone 6"	17-20
KA260†*	Kasota Wall MN Buff 6"	17-20
IL200*	Indiana Limestone 3"	17-20
IL205*	Indiana Limestone 6"	17-20
SS300*	Glacier Blue 3"-4"	18-20
GR608♦	3" Thick Carnelian	19
GR614♦	3" Thick Rockville	19
GR610♦	3" Thick Charcoal	19
GR612♦	3" Mesabi Black	19
GR632♦	4 ¼" Thick Carnelian	19
GR638♦	4 ¼" Thick Rockville	19
GR634♦	4 ¼" Thick Charcoal	19
GR636♦	4 ¼" Mesabi Black	19
GR656♦	6 ⅜" Thick Carnelian	19
GR662♦	6 ⅜" Thick Rockville	19
GR658♦	6 ⅜" Thick Charcoal	19
GR660♦	6 ⅜" Mesabi Black	19

\*\*Approximate cost per Sq Ft is merely an estimate for your information.

† Not recommended or warranted in areas likely to come in contact with salt as found in ice melting

\*Indicates stocked item      ♦Indicates Non-Stock Item

**CALL FOR PRICING, AVAILABILITY AND ADDITIONAL INFORMATION.**

**6" Deep Wallstone  
Random Lengths 18" - 48"**

SKU	Description	Sq. Ft. / Ton
GR600◆	3" Thick Carnelian	24
GR606◆	3" Thick Rockville	24
GR602◆	3" Thick Charcoal	24
GR612◆	3" Mesabi Black	24
GR624◆	4 1/4" Thick Carnelian	24
GR630◆	4 1/4" Thick Rockville	24
GR626◆	4 1/4" Thick Charcoal	24
GR628◆	4 1/4" Thick Lake Superior Green	24
GR648◆	6 3/8" Thick Carnelian	24
GR654◆	6 3/8" Thick Rockville	24
GR650◆	6 3/8" Thick Charcoal	24
GR652◆	6 3/8" Mesabi Black	24

\*\*Approximate cost per Sq Ft is merely an estimate for your information.

\*Indicates Stocked Item      ◆Indicates Non-Stock Item

**8" Wide *Weathered Edge* Retaining Wall Stone  
Random Lengths**

SKU	Description	Sq. Ft. / Ton
ED30*	Chilton 2" - 3"	17-20
ED301*	Chilton 3" - 4"	17-20
ED302*	Chilton 4" - 5"	17-20
ED303*	Chilton 5" - 6"	17-20
ED7446*	Eden 2" - 3"	17-20
ED7448◆	Eden 3" - 4"	17-20
ED7450*	Eden 4" - 5"	17-20
ED7452◆	Eden 5" -6"	17-20
ED1338◆	Oakfield 2" - 3"	17-20
ED1340◆	Oakfield 3" - 4"	17-20
ED1342◆	Oakfield 4" - 5"	17-20
ED1344◆	Oakfield 5" - 6"	17-20

\*\*Approximate cost per Sq Ft is merely an estimate for your information.

\*Indicates stocked item      ◆Indicates Non-Stock Item

**Random Drywall Stack Stone  
Natural cleft top & bottom. Irregular lengths & widths.**

SKU	Description	Sq. Ft. / Ton
ED7470◆	Eden 2 1/2" - 6"	13-15
ED7472◆	Chilton 2 1/2" - 6"	13-15
ED7476◆	Tumbled Eden 2 1/2" - 6"	13-15
ED7478◆	Tumbled Chilton 2 1/2" - 6"	13-15
CS337◆	Pennsylvania Field Stone 1" - 3"	13-15
CS338*	Pennsylvania Field Stone 3" - 6"	13-15
CS339◆	Snapped Edge Colonial 1" - 3"	13-15
CS3301*	Snapped Edge Colonial 3" - 6"	13-15
NY30*	River Jacks Creek Rock	13-15
ED7558◆	Graded Eden	13-15

\*\*Approximate cost per Sq Ft is merely an estimate for your information.

\*Indicates stocked item      ◆Indicates Non-Stock Item

**CALL FOR PRICING, AVAILABILITY AND ADDITIONAL INFORMATION.**



**12" Wide Retaining Wall Stone  
Random Lengths**

SKU	Description	Sq. Ft. / Ton
ED7438♦	Chilton 2" - 3"	12-15
ED7440♦	Chilton 3" - 4"	12-15
ED7442♦	Chilton 4" - 5"	12-15
ED7444♦	Chilton 5" - 6"	12-15
ED7462♦	Eden 2" - 3"	12-15
ED7464♦	Eden 3" - 4"	12-15
ED7466♦	Eden 4" - 5"	12-15
ED7468♦	Eden 5" - 6"	12-15
ED7504♦	Mountain Crest 2"-3"	12-15
ED7506♦	Mountain Crest 3"-4"	12-15
ED7508♦	Mountain Crest 4"-5"	12-15
ED7510♦	Mountain Crest 5"-6"	12-15
KA28♦†	Kasota MN Buff 3.5"	12-15
KA280♦†	Kasota MN Buff 6"	12-15
GR616♦	3" Thick Carnelian	16
GR622♦	3" Thick Rockville	16
GR624♦	3" Thick Charcoal	16
GR620♦	3" Mesabi Black	16
GR640♦	4 ¼" Thick Carnelian	16
GR646♦	4 ¼" Thick Rockville	16
GR642♦	4 ¼" Thick Charcoal	16
GR644♦	4 ¼" Mesabi Black	16
GR664♦	6 ⅜" Thick Carnelian	16
GR668♦	6 ⅜" Thick Rockville	16
GR666♦	6 ⅜" Thick Charcoal	16
GR668♦	6 ⅜" Mesabi Black	16

\*\*Approximate cost per Sq Ft is merely an estimate for your information.

† Not recommended or warranted in areas likely to come in contact with salt as found in ice melting compounds or fertilizers.

\*Indicates stocked item   ♦Indicates Non-Stock Item

**12" Wide Weathered Edge Retaining Wall Stone  
Random Lengths**

SKU	Description	Sq. Ft. / Ton
ED7430♦	Chilton 2" - 3"	12-15
ED7432♦	Chilton 3" - 4"	12-15
ED7434♦	Chilton 4" - 5"	12-15
ED7436♦	Chilton 5" - 6"	12-15
ED7454♦	Eden 2" - 3"	12-15
ED7456♦	Eden 3" - 4"	12-15
ED7458♦	Eden 4" - 5"	12-15
ED7460♦	Eden 5" - 6"	12-15

\*\*Approximate cost per Sq Ft is merely an estimate for your information.

\*Indicates stocked item   ♦Indicates Non-Stock Item

**CALL FOR PRICING, AVAILABILITY AND ADDITIONAL INFORMATION.**

**Oakfield Holey Boulders**

SKU	Description
ED272*	Oakfield Character Boulders
ED7414♦	Oakfield Flat Stackable 1 to 2 Man, 4" - 10" thick
ED7416♦	Oakfield 2 to 3 Man, 6"-10" thick

\*Indicates stocked item   ♦Indicates Non-Stock Item

**Outcropping**

SKU	Description
ED7408♦	Eden 1-2 Man (white) 8"-20"L x 8"-20"D x 6"-12"T
ED74100♦	Eden 2-3 Man (white) 2'-3'L x 1'-2'D x 6"-10"T (3pcs per Layer Palletized)
ED74102♦	Eden 2-3 Man (white) 2'-3'L x 1'-2'D x 8"-12"T (3pcs per Layer Palletized)
ED74103*	Eden 2-3 Man 13"-16"T
ED74104♦	Eden Bobcat (white) 3'-4'L x 18'-30"D x 6" - 10"T (2pcs per Layer Palletized)
ED74106♦	Eden Bobcat (white) 3'-4'L x 18'-30"D x 8"-12"T (2pcs per Layer Palletized)
CS58*	Eden Bobcat(white) 3'-4'L x 18'-30"D x 13"-16+"T (2pcs per Layer Palletized)
ED7516♦	Eden Weathered Edge 5"-12" (Bobcat)
ED7514♦	Eden Weathered Edge 1-2 Man
ED7515♦	Eden Weathered Edge 2-3 Man
EW130*	EW Gold Outcropping 24"-36"
EW120*	Weathered Limestone Boulder
ED260*	Bulk Chilton Outcropping
ED255*	Bulk Eden Outcropping
ED270*	Chilton Character Boulders
ED259*	Eden Outcropping for Benches 2'-3'L x 18"-30"W x 16"-24"H+/-
ED2590*	Chilton Outcropping for Benches 2'-3'L x 18"-30"W x 16"-24"H+/-
EW540*	Stonebridge Ledge Rock
SS350*	Castlewood Ledge Stone 14"
ED74110♦	Chilton 1-2 Man Outcropping 6"-12" T
ED74112*	Chilton 2-3 Man Outcropping 6"-10"T
ED74114*	Chilton 2-3 Man Outcropping 8"-12"T
ED74116*	Chilton Bobcat Outcropping 6"-10"T
ED74118*	Chilton Bobcat Outcropping 8"-12"T

\*Indicates stocked item   ♦Indicates Non-Stock Item

**Irregular Steps**

Flat pieces, outcropping quality, 5" - 8" thick

SKU	Description
ED7418*	Eden Irregular Step
ED740*	Chilton Weathered Edge Irregular Step
NY400*	New York Bluestone Irregular Step

SKU	Description
ED250*	Eden Lily Pad Steps - Hand Rock Faced Edges
NA400♦	Sawn-cut Field Boulder Step 2'-3' Diameter 7" Thick
NA401*	Sawn-cut Field Boulder Step 3'-4' Diameter 7" Thick
NA402♦	Sawn-cut Field Boulder Step 4'-5' Diameter 7" Thick

\*Indicates stocked item   ♦Indicates Non-Stock Item

**CALL FOR PRICING, AVAILABILITY AND ADDITIONAL INFORMATION.**



Steps Snapped face, 5" - 7" Height		
SKU	Description	Size
CS40*	Chilton - Quarry Run Snapped Edges	36" x 18"
CS400*	Chilton - Quarry Run Snapped Edges	36" x 24"
CS42*	Chilton - Quarry Run Snapped Edges	48" x 18"
CS420*	Chilton - Quarry Run Snapped Edges	48" x 24"
ED420♦	Chilton Weathered Edge - Quarry Run Snapped Edges	36" x 18"
ED421♦	Chilton Weathered Edge - Quarry Run Snapped Edges	36" x 24"
ED422♦	Chilton Weathered Edge - Quarry Run Snapped Edges	48" x 18"
ED423♦	Chilton Weathered Edge - Quarry Run Snapped Edges	48" x 24"
ED22♦	Eden - Hand Chiseled Rock Face Front	36" x 18"
ED220♦	Eden - Hand Chiseled Rock Face Front	36" x 24"
ED24♦	Eden - Hand Chiseled Rock Face Front	48" x 18"
ED240♦	Eden - Hand Chiseled Rock Face Front	48" x 24"
ED2400♦	Eden - Hand Chiseled Rock Face Front	60" x 18"
ED2401♦	Eden - Hand Chiseled Rock Face Front	60" x 24"
ED2403*	Eden - Quarry Run Snapped Edges	36" x 18"
ED2404♦	Eden - Quarry Run Snapped Edges	36" x 24"
ED2405*	Eden - Quarry Run Snapped Edges	48" x 18"
ED2406♦	Eden - Quarry Run Snapped Edges	48" x 24"
ED2430♦	Eden Weathered Edge - Quarry Run Snapped Edges	36" x 18"
ED2432♦	Eden Weathered Edge - Quarry Run Snapped Edges	36" x 24"
ED2434♦	Eden Weathered Edge - Quarry Run Snapped Edges	48" x 18"
ED2436♦	Eden Weathered Edge - Quarry Run Snapped Edges	48" x 24"
ED2410*	Valders - Quarry Run Snapped Edges	36" x 18"
ED2412♦	Valders - Quarry Run Snapped Edges	36" x 24"
ED2414*	Valders - Quarry Run Snapped Edges	48" x 18"
ED2416♦	Valders - Quarry Run Snapped Edges	48" x 24"
ED2418♦	Valders Dove White - 6" Sawn, Sandblast Top, Hand Chiseled Rock Face Front	36" x 18"
ED2420♦	Valders Dove White - 6" Sawn, Sandblast Top, Hand Chiseled Rock Face Front	36" x 24"
ED2422♦	Valders Dove White - 6" Sawn, Sandblast Top, Hand Chiseled Rock Face Front	48" x 18"
ED2424♦	Valders Dove White - 6" Sawn, Sandblast Top, Hand Chiseled Rock Face Front	48" x 24"
ED2426♦	Valders Dove White - 6" Sawn, Sandblast Top, Hand Chiseled Rock Face Front	60" x 18"
ED2428♦	Valders Dove White - 6" Sawn, Sandblast Top, Hand Chiseled Rock Face Front	60" x 24"
OS418*	Oakville Sagebrush Sawn Top/Bottom Rockface Step 7"	48"x16"
OS405♦	Oakville Hampton Sawn Top/Bottom Rockface Step 7"	48" x 16"
OS410*	Oakville Blue Ice Sawn Top/Bottom Rockface Step 7"	48" x 16"
OS415*	Oakville Slate Grey Sawn Top/Bottom Rockface Step 7"	48" x 16"
NY1*	New York Bluestone - Sawn & Thermal All 6 Sides <i>Limited Availability</i>	36" x 16"
NY10♦	New York Bluestone - Sawn & Thermal All 6 Sides <i>Limited Availability</i>	36" x 24"
NY2*	New York Bluestone - Sawn & Thermal All 6 Sides <i>Limited Availability</i>	48" x 16"
NY20♦	New York Bluestone - Sawn & Thermal All 6 Sides <i>Limited Availability</i>	48" x 24"
EW400*	Petrified Seashore - Quarry Run Snapped Edges - Natural Cleft	36" x 18"
EW405*	Petrified Seashore - Quarry Run Snapped Edges - Natural Cleft	48" x 18"
IL500*	Indiana Limestone - Sawn 6", Snapped on 4 Sides	36" x 16"
IL505*	Indiana Limestone - Sawn 6", Snapped on 4 Sides	48" x 16"
IL507*	Indiana Limestone - Sawn 6", Snapped on 4 Sides	60" x 16"
KA010†*	Kasota MN Buff	36" x 18"
KA020†*	Kasota MN Buff	48" x 18"
SS320*	Glacier Blue Step	36" x 18"
SS325*	Glacier Blue Step	48" x 18"
GR20*	Carnelian 6" Thick - Split face, thermal top	36" x 18"
GR21*	Carnelian 6" Thick - Split face, thermal top	48" x 18"
GR210*	Carnelian 6" Thick - Split face, thermal top	60" x 18"
GR22*	Charcoal 6" Thick - Split face, thermal top	36" x 18"
GR23*	Charcoal 6" Thick - Split face, thermal top	48" x 18"
GR230*	Charcoal 6" Thick - Split face, thermal top	60" x 18"
GR24*	Mesabi Black 6" Thick - Split face, thermal top	36" x 18"
GR240*	Mesabi Black 6" Thick - Split face, thermal top	48" x 18"
GR241*	Mesabi Black 6" Thick - Split face, thermal top	60" x 18"
GR243♦	Rockville 6" Thick - Split face, thermal top	36" x 18"
GR245♦	Rockville 6" Thick - Split face, thermal top	48" x 18"
GR247♦	Rockville 6" Thick - Split face, thermal top	60" x 18"

† Not recommended or warranted in areas likely to come in contact with salt as found in ice melting compounds or fertilizers.

\*Indicates stocked item ♦Indicates Non-Stock Item

**CALL FOR PRICING, AVAILABILITY AND ADDITIONAL INFORMATION.**

**Stair Treads**  
**Sawn Top & Bottom, Sawn Sides & Back**

SKU	Description	Size
NY300*	New York Bluestone Blue Blue	2"T x 14"W x 4"L
NY310*	New York Bluestone Blue Blue	2"T x 14"W x 5"L
NY320*	New York Bluestone Blue Blue	2"T x 14"W x 6"L

**All NY Bluestone is Sawn on all 6 Sides, Thermal Top & Face**  
**Add \$7.00 per Lineal Foot for Rock Face Front**  
**Add \$22.00 per Lineal Foot for Bullnosed Edge**

K107*	Kasota MN Buff - Split	2" x 14" x 48"
K1070*	Kasota MN Buff - Sawn	2" x 14" x 48"
IL400*	Indiana Limestone	2.25" x 14" x 48"
IL405*	Indiana Limestone	2.25" x 14" x 72"
IL407*	Indiana Limestone	2.25" x 14" x 96"
OS305*	Blue Ice Gauged	2" x 12" x 72"
OS320*	Slate Grey Gauged	2" x 12" x 72"
OS325♦	Hampton Gauged	2" x 12" x 72"
OS510*	Black Limestone	2" x 12" x 72"
OS516*	Sagebrush	2" x 12" x 72"
MS210*	Crema Eda Antiqued - <i>While supplies last!</i>	2" x 12" x 48"
MS2100♦	Crema Eda Antiqued	2" x 12" x 24"
MS230*	Crema Eda Rosa Antique - <i>While supplies last!</i>	2" x 12" x 48"
MS2300♦	Crema Eda Rosa Antique	2" x 12" x 24"
MS2500♦	Deep Blue Antiqued	2" x 12" x 24"
MS270*	Terra Travertine Antique - <i>While supplies last!</i>	2" x 12" x 48"
MS2700♦	Terra Travertine Antique	2" x 12" x 24"

\*\*Approximate cost per Lineal Foot is merely an estimate for your information.

\*Indicates stocked item   ♦Indicates Non-Stock Item

**CALL FOR PRICING, AVAILABILITY AND ADDITIONAL INFORMATION.**



**Sawn Landscape Pavers by the Square Foot**

SKU	Description
ED810◆	Eden 6" Multiples, 1/2" under for joints, 11 1/2" x 11 1/2" to 23 1/2" x 29 1/2"
ED820◆	Mountain Crest 6" Multiples, 1/2" under for joints, 11 1/2" x 11 1/2" to 23 1/2" x 29 1/2"
ED800*	Valders Rustic Pavers Sawn Top & Bottom - 1 5/8" OR 1 1/4" Thick <i>Snapped &amp;/or Sawn Edges</i>
ED802◆	Valders Rustic Pavers Sawn Top & Bottom - 2" Thick <i>Snapped &amp;/or Sawn Edges</i> Buff Blend
ED804◆	Valders Buff Sandblast Finish
MS200*	Marmiro Stones® Crema Eda Antiqued Marble 8"x16"
MS202*	Marmiro Stones® Crema Eda Antiqued Marble 16"x24"
MS205◆	Marmiro Stones® Crema Eda Sandblast Marble 16"x24"
MS204*	Marmiro Stones® Crema Eda Antiqued Marble 8" French Pattern
MS207◆	Marmiro Stones® Crema Eda Sandblast Marble 8" French Pattern
MS220*	Marmiro Stones® Crema Eda Rosa Antiqued Marble 8"x16"
MS222*	Marmiro Stones® Crema Eda Rosa Antiqued Marble 16"x24"
MS225◆	Marmiro Stones® Crema Eda Rosa Sandblast Marble 16"x24"
MS227◆	Marmiro Stones® Crema Eda Rosa Sandblast Marble 24"x24"
MS224*	Marmiro Stones® Crema Eda Rosa Antiqued Marble 8" French Pattern
MS229◆	Marmiro Stones® Crema Eda Rosa Sandblast Marble 8" French Pattern
MS240*	Marmiro Stones® Deep Blue Antiqued Marble 8"x16"
MS242*	Marmiro Stones® Deep Blue Antiqued Marble 16"x24"
MS245◆	Marmiro Stones® Deep Blue Sandblast Marble 16"x24"
MS247◆	Marmiro Stones® Deep Blue Sandblast Marble 24"x24"
MS248◆	Marmiro Stones® Deep Blue Sandblast Marble 24"x36"
MS244*	Marmiro Stones® Deep Blue Antiqued Marble 8" French Pattern
MS249◆	Marmiro Stones® Deep Blue Sandblast Marble 8" French Pattern
MS260*	Marmiro Stones® Terra Antiqued Travertine 8"x16"
MS262*	Marmiro Stones® Terra Antiqued Travertine 16"x24"
MS263◆	Marmiro Stones® Terra Antiqued Travertine 24"x24"
MS264*	Marmiro Stones® Terra Antiqued Travertine 8" French Pattern
OS177*	Oakville Sagebrush Gauged Paver - Pattern #1 6 Modules of 36 Sq Ft per Crate = 216 SqFt/Pallet 30cm x 30cm, 30cm x 60cm, 60cm x 60cm, 60 x 90cm
OS160*	Oakville Black Limestone Gauged Paver - Pattern #1 6 Modules of 36 Sq Ft per Crate = 216 SqFt/Pallet 30cm x 30cm, 30cm x 60cm, 60cm x 60cm, 60 x 90cm
OS167*	Oakville Midnight Black Granite Gauged Pavers 12" x 24" - <i>While Supplies Last!</i>
OS105*	Oakville Blue Ice Gauged Paver - Pattern #2 2 Modules of 100 Sq Ft per Crate = 200 Sq Ft/Pallet 11.5"x11.5", 11.5"x17.5", 11.5"x23.5", 11.5"x29.5", 17.5"x17.5", 17.5"x23.5", 17.5"x29.5", 23.5"x23.5"
OS120*	Oakville Slate Grey Gauged Paver - Pattern #2 2 Modules of 100 Sq Ft per Crate = 200 Sq Ft/Pallet 30cm x 30cm, 30cm x 45cm, 30cm x 60cm, 30cm x 75cm, 45cm x 45cm, 45cm x 60cm, 45cm x 75cm, 60cm x 60cm, 60cm x 90cm

**CALL FOR PRICING, AVAILABILITY AND ADDITIONAL INFORMATION.**

## Sawn Landscape Pavers by the Square Foot

SKU	Description
IL100*	Indiana Limestone Patio Pavers 12" x 24"
IL105♦	Indiana Limestone Patio Pavers 24" x 24"
IL110♦	Indiana Limestone Patio Pavers 24" x 36"
NY18*	New York Bluestone Sawn Random Pattern <i>Full Color</i> 12" x 12" to 24" x 36" 6" multiples on pallet
NY180*	New York Bluestone <i>Curly Ripple</i> Sawn Random Pattern 12"x12" to 24" x 36" 6" multiples on pallet - <i>While Supplies Last!</i>
NY210♦	<i>Thermaled</i> New York Bluestone Sawn Random Pattern <i>Full Color</i> 12" x 12" to 24" x 36" - 6" multiples on pallet
NY20*	New York Bluestone Sawn Random Pattern <i>Lilac</i> 12" x 12" to 24" x 36" 6" multiples on pallet
NY21*	New York Bluestone Sawn Random Pattern <i>Blue Blue</i> 12" x 12" to 24" x 36" 6" multiples on pallet
NY212♦	<i>Thermaled</i> New York Bluestone Sawn Random Pattern <i>Blue Blue</i> 12" x 12" to 24" x 36" 6" multiples on pallet
NY24*	Tumbled New York Bluestone, 6" x 6"
NY23*	Tumbled New York Bluestone, 6" x 12"
NY19*	Tumbled New York Bluestone, 12" x 12"
NY22*	Tumbled New York Bluestone, 12" x 18"
NY220*	Tumbled New York Bluestone 12" x 24"
OC200*	3CM Oak Canyon Planking 8" wide with random lengths - <i>While supplies last!</i>

\*Indicates stocked item    ♦Indicates Non-Stock Item

**CALL FOR PRICING, AVAILABILITY AND ADDITIONAL INFORMATION.**

Gertens Landscape Project Desk: 651-239-1315 | P: 651.450.1501 | F: 651.239.1316 | E: questions@gertens.com | W: gertens.com

*\*Prices and availability are subject to change without notice.*



**Sawn Landscape Pavers by the Ton**

SKU	Description	Sq. Ft. / Ton
ED7498◆	Tumbled Eden Pavers 4" - 5" Thick +/-, 5" x 5" & 5" x 10"	~35
ED7500*	Tumbled Chilton Pavers 4" - 5" Thick +/-, 5" x 5" & 5" x 10"	~35
ED7502*	Tumbled Valders Pavers 3 5/8" Thick, 5" x 5" & 5" x 10"	~40
ED7497◆	Tumbled Eden Pavers 2" - 3" Thick +/-, 5" x 5" & 5" x 10"	~45
ED7499*	Tumbled Eden Pavers 3" - 4" Thick +/-, 5" x 5" & 5" x 10"	~40

\*\*Approximate cost per Sq Ft is merely an estimate for your information.

\*Indicates stocked item    ◆Indicates Non-Stock Item

**Thermal Top / Split Edge Pavers**

Available in 4" x 4" to 12" x 12", Sold by the Piece

SKU	Description	Thickness	Joint
GR34◆	4" x 4" Rockville	2"	3/4"
GR36◆	4" x 4" Charcoal	2"	3/4"
GR35◆	4" x 4" Carnelian	2"	3/4"
GR37◆	4" x 4" Mesabi Black	2"	3/4"
GR340◆	4" x 8" Rockville	2"	3/4"
GR350◆	4" x 8" Carnelian	2"	3/4"
GR360◆	4" x 8" Charcoal	2"	3/4"
GR370◆	4" x 8" Mesabi Black	2"	3/4"
GR341◆	5" x 9" Rockville	2"	3/4"
GR351◆	5" x 9" Carnelian	2"	3/4"
GR361◆	5" x 9" Charcoal	2"	3/4"
GR371◆	5" x 9" Mesabi Black	2"	3/4"
GR38◆	4" x 4" Rockville	3"	3/4"
GR40◆	4" x 4" Charcoal	3"	3/4"
GR39◆	4" x 4" Carnelian	3"	3/4"
GR41◆	4" x 4" Mesabi Black	3"	3/4"
GR380◆	4" x 8" Rockville	3"	3/4"
GR390◆	4" x 8" Carnelian	3"	3/4"
GR400◆	4" x 8" Charcoal	3"	3/4"
GR410◆	4" x 8" Mesabi Black	3"	3/4"
GR381◆	5" x 9" Rockville	3"	3/4"
GR391◆	5" x 9" Carnelian	3"	3/4"
GR401◆	5" x 9" Charcoal	3"	3/4"
GR411◆	5" x 9" Mesabi Black	3"	3/4"
GR42◆	4" x 4" Rockville	4 1/4"	3/4"
GR44◆	4" x 4" Charcoal	4 1/4"	3/4"
GR43◆	4" x 4" Carnelian	4 1/4"	3/4"
GR45◆	4" x 4" Mesabi Black	4 1/4"	3/4"
GR420◆	4" x 8" Rockville	4 1/4"	3/4"
GR430◆	4" x 8" Carnelian	4 1/4"	3/4"
GR440◆	4" x 8" Charcoal	4 1/4"	3/4"
GR450◆	4" x 8" Mesabi Black	4 1/4"	3/4"
GR421◆	5" x 9" Rockville	4 1/4"	3/4"
GR431◆	5" x 9" Carnelian	4 1/4"	3/4"
GR441◆	5" x 9" Charcoal	4 1/4"	3/4"
GR451◆	5" x 9" Mesabi Black	4 1/4"	3/4"

\*Indicates Stocked Item    ◆Indicates Non-Stock Item

**CALL FOR PRICING, AVAILABILITY AND ADDITIONAL INFORMATION.**

Gertens Landscape Project Desk: 651-239-1315 | P: 651.450.1501 | F: 651.239.1316 | E: questions@gertens.com | W: gertens.com

\*Prices and availability are subject to change without notice.

**Tumblestone Pavers**  
Available in 4" x 4" to 12" x 12", Sold by the Piece

SKU	Description	Thickness	Joint
GR50◆	4" x 4" Rockville	2"	3/4"
GR52◆	4" x 4" Charcoal	2"	3/4"
GR51◆	4" x 4" Carnelian	2"	3/4"
GR53◆	4" x 4" Mesabi Black	2"	3/4"
GR500◆	4" x 8" Rockville	2"	3/4"
GR510◆	4" x 8" Carnelian	2"	3/4"
GR520◆	4" x 8" Charcoal	2"	3/4"
GR530◆	4" x 8" Mesabi Black	2"	3/4"
GR501◆	5" x 9" Rockville	2"	3/4"
GR511◆	5" x 9" Carnelian	2"	3/4"
GR521◆	5" x 9" Charcoal	2"	3/4"
GR531◆	5" x 9" Mesabi Black	2"	3/4"
GR535*	5"X10" Lac Du Bonnet	2"	3/4"
GR54◆	4" x 4" Rockville	3"	3/4"
GR56◆	4" x 4" Charcoal	3"	3/4"
GR55◆	4" x 4" Carnelian	3"	3/4"
GR57◆	4" x 4" Mesabi Black	3"	3/4"
GR540◆	4" x 8" Rockville	3"	3/4"
GR550◆	4" x 8" Carnelian	3"	3/4"
GR560◆	4" x 8" Charcoal	3"	3/4"
GR570◆	4" x 8" Mesabi Black	3"	3/4"
GR541◆	5" x 9" Rockville	3"	3/4"
GR551◆	5" x 9" Carnelian	3"	3/4"
GR561◆	5" x 9" Charcoal	3"	3/4"
GR571◆	5" x 9" Mesabi Black	3"	3/4"
GR58◆	4" x 4" Rockville	4 1/4"	3/4"
GR593◆	4" x 4" Charcoal	4 1/4"	3/4"
GR59◆	4" x 4" Carnelian	4 1/4"	3/4"
GR598◆	4" x 4" Mesabi Black	4 1/4"	3/4"
GR580◆	4" x 8" Rockville	4 1/4"	3/4"
GR590◆	4" x 8" Carnelian	4 1/4"	3/4"
GR595◆	4" x 8" Charcoal	4 1/4"	3/4"
GR599◆	4" x 8" Mesabi Black	4 1/4"	3/4"
GR581◆	5" x 9" Rockville	4 1/4"	3/4"
GR591◆	5" x 9" Carnelian	4 1/4"	3/4"
GR597◆	5" x 9" Charcoal	4 1/4"	3/4"
GR5990◆	5" x 9" Mesabi Black	4 1/4"	3/4"

\*Indicates Stocked Item

◆Indicates Non-Stock Item

**CALL FOR PRICING, AVAILABILITY AND ADDITIONAL INFORMATION.**



**Pier Caps**

SKU	Description	Size
IL22424*	2.25" Indiana Limestone - Sawn Top & Bottom Rock Faced all 4 Sides	24" x 24"
IL23030*	2.25" Indiana Limestone - Sawn Top & Bottom Rock Faced all 4 Sides	30" x 30"
IL32424*	3" Indiana Limestone - Sawn Top & Bottom Rock Faced all 4 Sides	24" x 24"
IL33030*	3" Indiana Limestone - Sawn Top & Bottom Rock Faced all 4 Sides	30" x 30"
K105*	2" Kasota MN Buff Rockface	24" x 24"
K1050*	2" Kasota MN Buff Rockface	30" X 30"
K106*	2" Kasota MN Buff Sawn	24" x 24"
K1060*	2" Kasota MN Buff Sawn	30" x 30"
OS200♦	3" Autumn Brown Gauged - Rockfaced all 4 sides - <i>While supplies last!</i>	24" x 24"
OS202*	3" Sagebrush - Gauged - Rockfaced all 4 sides	24" x 24"
OS205*	3" Blue Ice - Gauged Rocked Faced all 4 sides	24" x 24"
OS217*	3" Black Limestone - Gauged - Rock Faced all 4 sides	24" x 24"
OS220*	3" Slate Grey - Gauged - Rocked Faced all 4 sides	24" x 24"
OS225♦	3" Hampton - Gauged - Rocked Faced all 4 sides <i>While supplies last!</i>	24" x 24"
MS214♦	2" Crema Eda Antiqued Marble Pillar Cap <i>While supplies last!</i>	24" x 24"
MS234♦	2" Crema Eda Rosa Antiqued Marble Pillar Cap <i>While supplies last!</i>	24" x 24"
MS254♦	2" Deep Blue Antiqued Marble Pillar Cap <i>While supplies last!</i>	24" x 24"
MS274♦	2" Terra Antiqued Travertine Pillar Cap - <i>While supplies last!</i>	24" x 24"

\*Indicates stocked item ♦Indicates Non-Stock Item

**Seat Wall Caps**

Sawn Top & Bottom, Finished on Both Long Sides

SKU	Description	Size
K1062*	2" Kasota MN Buff Split	12" x 48"
K1064*	2" Kasota MN Buff Sawn	12" x 48"
IL225*	3" Indiana Limestone Seat Wall Cap	12" x 48"

\*Indicates stocked item ♦Indicates Non-Stock Item

**Pool Coping**

SKU	Description	Size
MS2720♦	Terra Travertine Antique Bullnose	2" x 12" x 24"
MS272*	Terra Travertine Bullnose - <i>While supplies last!</i>	2" x 12" x 48"
MS2520♦	Deep Blue Antiqued Bullnose	2" x 12" x 24"
MS2320♦	Crema Eda Rosa Antiqued Bullnose	2" x 12" x 24"
MS232*	Crema Eda Rosa Bullnose - <i>While supplies last!</i>	2" x 12" x 48"
MS213♦	Crema Eda Antiqued Bullnose	2" x 12" x 24"

\*Indicates stocked item ♦Indicates Non-Stock Item

**CALL FOR PRICING, AVAILABILITY AND ADDITIONAL INFORMATION.**

## NATURAL STONE

### Valders Stone Benches

SKU	Description	Size
ED7524◆	Dove White Straight Rock Faced Edges & Honed Top	48" x 18" x 2¼"
ED7526◆	Dove White <i>Radius</i> Rock Faced Edges & Honed Top	48" x 18" x 2¼"
ED7520◆	Buff Straight Rock Faced Edges & Honed Top	36" x 18" x 2¼"
ED7522◆	Buff <i>Radius</i> Rock Faced Edges & Honed Top	36" x 18" x 2¼"
ED7518◆	Buff Straight With Back Rock Faced Edges & Honed Top	48" x 18" x 2¼"

\*Indicates stocked item ◆Indicates Non-Stock Item

### Stone Benches

SKU	Description	Size
ED7528◆	Eden White Straight Rock Faced Edges & Natural Top/Bottom	36" x 18" x 2"-3"
ED7530◆	Eden White <i>Radius</i> Rock Faced Edges & Natural Top/Bottom	36" x 18" x 2"-3"
ED7532◆	Eden White Straight Rock Faced Edges & Natural Top/Bottom	48" x 18" x 2"-3"
ED7534◆	Eden White <i>Radius</i> Rock Faced Edges & Natural Top/Bottom	48" x 18" x 2"-3"

SKU	Description	Size
KA60*†	Kasota Solid Block - Sawn Top/Bottom, Split 4 sides	48" x 18" x 18"
IL700*	Indiana Limestone - Sawn Top with Split Edges & Legs	48" x 18" x 18"

† Not recommended or warranted in areas likely to come in contact with salt as found in ice melting compounds or fertilizers.

\*Indicates stocked item ◆Indicates Non-Stock Item

### Chilton Outcrop Stone Garden Benches

SKU	Description
ED850◆	Unique One of a Kind Outcrop Garden Bench

\*Indicates stocked item ◆Indicates Non-Stock Item

**CALL FOR PRICING, AVAILABILITY AND ADDITIONAL INFORMATION.**



**Natural Stone Column Kits**  
Includes Base Plate, Column, and Cap all together on one pallet

SKU	Description	Column Width	Cap / Base Width
ED75402◆	Chilton Non-tumbled, 5" layers Sawn Top & Bottom, Total Ht of 45¼"	Width = 16" x 16" Consists of 4pcs 4"x5"x12" per layer	Cap = 20"x2¼" Base = 20"x3"
ED75403◆	Chilton Tumbled, 5" layers Sawn Top & Bottom, Total Ht of 45¼"	Width = 16" x 16" Consists of 4pcs 4"x5"x12" per layer	Cap = 20"x2¼" Base = 20"x3"
ED75412◆	Chilton Non-tumbled, 5" layers Sawn Top & Bottom, Total Ht of 45¼"	Width = 20" x 20" Consists of 4pcs 4"x5"x16" per layer	Cap = 24"x2¼" Base = 24"x3"
ED75413◆	Chilton Tumbled, 5" layers Sawn Top & Bottom, Total Ht of 45¼"	Width = 20" x 20" Consists of 4pcs 4"x5"x16" per layer	Cap = 24"x2¼" Base = 24"x3"
ED7540◆	Eden Non-tumbled, 5" layers Sawn Top & Bottom, Total Ht of 45¼"	Width = 16" x 16" Consists of 4pcs 4"x5"x12" per layer	Cap = 20"x2¼" Base = 20"x3"
ED75400◆	Eden Tumbled, 5" layers Sawn Top & Bottom, Total Ht of 45¼"	Width = 16" x 16" Consists of 4pcs 4"x5"x12" per layer	Cap = 20"x2¼" Base = 20"x3"
ED75410◆	Eden Non-tumbled, 5" layers Sawn Top & Bottom, Total Ht of 45¼"	Width = 20" x 20" Consists of 4pcs 4"x5"x16" per layer	Cap = 24"x2¼" Base = 24"x3"
ED75411◆	Eden Tumbled, 5" layers Sawn Top & Bottom, Total Ht of 45¼"	Width = 20" x 20" Consists of 4pcs 4"x5"x16" per layer	Cap = 24"x2¼" Base = 24"x3"
ED75408◆	Valders Buff Non-tumbled, 5" layers Sawn Top & Bottom, Total Ht of 45¼"	Width = 16" x 16" Consists of 4pcs 4"x5"x12" per layer	Cap = 20"x2¼" Base = 20"x3"
ED75409◆	Valders Buff Tumbled, 5" layers Sawn Top & Bottom, Total Ht of 45¼"	Width = 16" x 16" Consists of 4pcs 4"x5"x12" per layer	Cap = 20"x2¼" Base = 20"x3"
ED75418◆	Valders Buff Non-tumbled, 5" layers Sawn Top & Bottom, Total Ht of 45¼"	Width = 20" x 20" Consists of 4pcs 4"x5"x16" per layer	Cap = 24"x2¼" Base = 24"x3"
ED75419◆	Valders Buff Tumbled, 5" layers Sawn Top & Bottom, Total Ht of 45¼"	Width = 20" x 20" Consists of 4pcs 4"x5"x16" per layer	Cap = 24"x2¼" Base = 24"x3"
ED75404◆	Buckingham Non-tumbled, 5" layers Sawn Top & Bottom, Total Ht of 45¼"	Width = 16" x 16" Consists of 4pcs 4"x5"x12" per layer	Cap = 20"x2¼" Base = 20"x3"
ED75405◆	Buckingham Tumbled, 5" layers Sawn Top & Bottom, Total Ht of 45¼"	Width = 16" x 16" Consists of 4pcs 4"x5"x12" per layer	Cap = 20"x2¼" Base = 20"x3"
ED75414◆	Buckingham Non-tumbled, 5" layers Sawn Top & Bottom, Total Ht of 45¼"	Width = 20" x 20" Consists of 4pcs 4"x5"x16" per layer	Cap = 24"x2¼" Base = 24"x3"
ED75415◆	Buckingham Tumbled, 5" layers Sawn Top & Bottom, Total Ht of 45¼"	Width = 20" x 20" Consists of 4pcs 4"x5"x16" per layer	Cap = 24"x2¼" Base = 24"x3"
ED75406◆	Mountain Crest Non-tumbled, 5" layers Sawn Top & Bottom, Total Ht of 45¼"	Width = 16" x 16" Consists of 4pcs 4"x5"x12" per layer	Cap = 20"x2¼" Base = 20"x3"
ED75407◆	Mountain Crest Tumbled, 5" layers Sawn Top & Bottom, Total Ht of 45¼"	Width = 16" x 16" Consists of 4pcs 4"x5"x12" per layer	Cap = 20"x2¼" Base = 20"x3"
ED75416◆	Mountain Crest Non-tumbled, 5" layers Sawn Top & Bottom, Total Ht of 45¼"	Width = 20" x 20" Consists of 4pcs 4"x5"x16" per layer	Cap = 24"x2¼" Base = 24"x3"
ED75417◆	Mountain Crest Tumbled, 5" layers Sawn Top & Bottom, Total Ht of 45¼"	Width = 20" x 20" Consists of 4pcs 4"x5"x16" per layer	Cap = 24"x2¼" Base = 24"x3"

\*Indicates stocked item ◆Indicates Non-Stock Item

**CALL FOR PRICING, AVAILABILITY AND ADDITIONAL INFORMATION.**

Gertens Landscape Project Desk: 651-239-1315 | P: 651.450.1501 | F: 651.239.1316 | E: questions@gertens.com | W: gertens.com

*\*Prices and availability are subject to change without notice.*

# BOULDERS

## Field Boulders

Item #	Description/Size
B27*	6" - 15"
B55*	12" - 18"
B28*	18" - 30"
B57*	30" - 36"
B56*	36"+

These products have not been washed.

## Specialty Boulders

Item #	Description
B570*	Superior Trap - 6" - 15"
B571*	Superior Trap - 18" - 30"
B572*	Superior Trap - 30" +
B585*	Gray Trap - 18" - 30"+
NA301*	Blue Weathered Edge 18"-30" +
B801*	Buff Limestone Boulders - 18"-30"+ - <i>Limited Availability</i>
B808*	Penfield Limestone Outcropping
B303*	Quarry Run Granite - 18"-36" +
B580*	Gitche Gumee Blue Trap - 18" - 30"
B581*	Gitche Gumee Blue Trap - 30" +
B805*	Buff Weathered Edge Cubes 12"-24"
B806*	Buff Weathered Edge Cubes 36"+

These products have not been washed.

## Field Boulder Estimating Guide\*

Boulder Size	Approximate coverage	Approximate Individual Boulder Weights	
6"-12"	12-15 square face feet per ton	6" = 9-12 lbs.	18" = 200-250 lbs.
12"-18"	8-10 square face feet per ton	8" = 20-25 lbs.	24" = 500-650 lbs.
18"-30"	5-7 square face feet per ton	10" = 45-50 lbs.	30" = 1100-1300 lbs
36"+	1-3 square face feet per ton	12" = 75-90 lbs.	36" = 1 ton-1.3 tons

\*This is a guide, coverage and weights will vary per type and size of boulder.

**CALL FOR PRICING, AVAILABILITY AND ADDITIONAL INFORMATION.**



## **Gertens Mulch Specifications**

Gertens® manufactures and sources all of our bulk and bagged Green Loon™ mulches. It's the same mulch that we provide to our customers and professional landscape contractors throughout Minnesota and Western Wisconsin. Gertens® Green Loon™ mulches are made to the standards and specifications of landscaping professionals, giving both the professionals and consumers better quality mulches without the middleman markups. Gertens® Green Loon™ bagged mulches contain the same mulches that are available in bulk, eliminating concerns about matching mulches purchased in bulk or bag used in previous applications.

### **Green Loon® Hardwood Mulch**

Hardwood mulch shall be provided by Gertens® or approved equivalent. It shall be aged for a minimum of two months, be derived from local hardwood trees, and be double shredded. It shall contain no recycled pallets and be reasonably free from weed seeds and debris.

### **Green Loon® All Bark Mulch**

100 % Pure Bark mulch shall be provided by Gertens® or approved equivalent. It shall be aged for a minimum of two months, be derived from Tamarack, and be double shredded. It shall contain no invasive or diseased wood or recycled pallets and be reasonably free from weed seeds and debris.

### **Green Loon® Custom Brown Hardwood Mulch**

Custom Brown Hardwood mulch shall be provided by Gertens® or approved equivalent. It shall be aged for a minimum of two months, be derived from local hardwood trees, and be double shredded. It shall contain no recycled pallets and be reasonably free from weed seeds and debris.

### **Green Loon® Custom Gold Hardwood Mulch**

Custom Gold Hardwood mulch shall be provided by Gertens® or approved equivalent. It shall be aged for a minimum of two months, be derived from local hardwood trees, and be double shredded. It shall contain no recycled pallets and be reasonably free from weed seeds and debris.

### **Green Loon® Custom Red Hardwood Mulch**

Custom Red Hardwood mulch shall be provided by Gertens® or approved equivalent. It shall be aged for a minimum of two months, be derived from local hardwood trees, and be double shredded. It shall contain no recycled pallets and be reasonably free from weed seeds and debris.

### **Green Loon® Custom Black Hardwood Mulch**

Custom Black Hardwood mulch shall be provided by Gertens® or approved equivalent. It shall be aged for a minimum of two months, be derived from local hardwood trees, and be double shredded. It shall contain no recycled pallets and be reasonably free from weed seeds and debris.

### **Gertens Soil Specifications**

Gertens® manufactures all bulk soil products in house. As growers, Gertens® has put together three generations of experience into blending soil and mixes that we know will give you the best results in your garden and landscapes. Our soils are enriched with compost that we make ourselves and we know that they will provide your garden land landscape with rich, beneficial, and active microbes. Gertens® carries the right soils & garden mixes for all your yard and landscape projects.

### **Topsoil**

Topsoil shall be provided by Gertens® or approved equivalent. It shall be derived from a local source, pulverized and enhanced with aged and screened compost. The product shall contain no substances toxic to plants and shall be reasonably free of man-made debris. The product should be reasonably free from weed seeds and shall contain no deleterious material. Soil shall be mixed off-site at the point of manufacture.

### **Seeding/Topdress Soil**

Seeding Topdress Soil shall be provided by Gertens® or approved equivalent. It shall be well mixed and be composed of: 70% aged and screened compost, 15% greens grade top dress sand, and 15% pine bark fines. The product should be reasonably free from weed seeds and debris and shall contain no deleterious material. Soil shall be mixed off-site at the point of manufacture.

### **Bedding Plant Soil**

Use the same media that our experts in the greenhouse use! This mix is primarily composed of 65% long fiber sphagnum peat moss and 35% composted pine bark fines. It is fortified with a controlled release fertilizer, pH adjusted with dolomite lime, and boosted with a nutrient starter charge and wetting agent. The Gertens® bedding plant mix can be used to fill all sizes of containers, raised gardens, and flower beds.

### **Compost**

Compost shall be provided by Gertens® or approved equivalent. It shall be aged for a minimum of one year, well decomposed, screened, stable, weed free organic matter source. It shall be derived from: waste materials including yard debris, plant material, or other organic materials not including manure or bio-solids. The product shall contain no substances toxic to plants and shall be reasonably free of man-made debris. The compost will possess no objectionable odors and shall not resemble the raw material from which it was derived. The product should be reasonably free from weed seeds and shall contain no deleterious material.

### **Composted Manure**

Composted Manure shall be provided by Gertens® or approved equivalent. It shall be aged for a minimum of nine months, pulverized, shredded, and screened. The product should be reasonably free from weed seeds and debris and shall contain no deleterious material.

### **Green Loon® Soil Conditioner**

Green Loon Soil Conditioner™ shall be provided by Gertens® or approved equivalent. It shall be derived from coniferous bark fines and aged nutrient rich compost. The product should be reasonably free from weed seeds and debris and shall contain no deleterious material.

### **Gertens Garden Mix (available in bulk only)**

Gertens® Garden Mix shall be provided by Gertens® or approved equivalent. It shall be well mixed and be composed of: 40% pine fines, 40% compost, 10% peat and 10% topsoil.

### **Green Loon® Garden Soil (available in bags only)**

Gertens® Green Loon™ Garden Soil shall be provided by Gertens® or approved equivalent. It shall be well mixed and be composed of: Compost, Composted Wood Fines and Composted Pine Fines.



To find # of cubic yards (CY) required for an area at different material depths:	
1. Calculate square footage of area, Length X Width = Square Footage	
2. Determine depth desired and divide by appropriate number in the chart below	
1" Deep: Sq. Ft. ÷ 324 = ~ Cubic Yards needed	2" Deep: Sq. Ft. ÷ 162 = ~ Cubic Yards needed
3" Deep: Sq. Ft. ÷ 108 = ~ Cubic Yards needed	4" Deep: Sq. Ft. ÷ 81 = ~ Cubic Yards needed
5" Deep: Sq. Ft. ÷ 67 = ~ Cubic Yards needed	6" Deep: Sq. Ft. ÷ 54 = ~ Cubic Yards needed
8" Deep: Sq. Ft. ÷ 40 = ~ Cubic Yards needed	12" Deep: Sq. Ft. ÷ 27 = ~ Cubic Yards needed

Approximate Coverage of Bagged Mulches and Landscape Rock		
1.75 Cubic Foot Bag	2 Cubic Foot Bag	3 Cubic Foot Bag
~ 15.4 bags per yard	~ 13.5 bags per yard	~ 9 bags per yard
21 square feet @ 1" deep	24 square feet @ 1" deep	36 square feet @ 1" deep
10 square feet @ 2" deep	12 square feet @ 2" deep	18 square feet @ 2" deep
7 square feet @ 3" deep	8 square feet @ 3" deep	12 square feet @ 3" deep
5 square feet @ 4" deep	6 square feet @ 4" deep	9 square feet @ 4" deep

One Ton = 2000 Pounds & One Yard = 1.4 Tons (2800 lb.) for <i>most</i> bulk materials	
Decorative Rock, Sand, and Class 5 Material	Wood Mulch, Black Dirt, and Concrete
One Ton will cover:	One Cubic Yard will cover:
100 Sq. Ft. @ 2" Deep	108 Sq. Ft. @ 3" Deep
70 Sq. Ft. @ 3" Deep	80 Sq. Ft. @ 4" Deep
50 Sq. Ft. @ 4" Deep	65 Sq. Ft. @ 5" Deep
	54 Sq. Ft. @ 6" Deep

Retaining Wall Granular Backfill	
Use the following formulas to determine Cubic Yards of 3/4" Limestone needed to backfill a retaining wall.	
For a 12" wide trench behind wall: Total Wall Square Footage ÷ 27 = Cubic Yards required.	For an 8" wide trench behind wall: Total Wall Square Footage ÷ 40 = Cubic Yards required.

Mathematical Formulas	
Area of Circle: $3.14 \times R^2$ (R = Radius)	Area of Triangle: $B \times H \times .5$ (B = Base; H = Height)
Circumference of Circle: $D \times 3.14$ (D = Diameter)	Cubic Contents of Cylinder or Pipe: Area of one end (circle) x L (L = Length)

General Conversions	
Linear	Area
1 Mile = 1760 yards = 5280 feet = 1.61 kilometers	1 Square Mile = 640 acres (A)
1 Yard = 3 feet = .9 meters	1 Square Acre = 4840 square yards = 43,560 Sq. Ft.
1 Foot = 12 inches = 30.4 centimeters	1 Square Inch = 6.45 centimeters (cm)
1 Inch = 2.54 centimeters	1 Square Yard = 9 square feet
1 Meter = 39.37 inches	1 Square Foot = 144 square inches
<b>The above formulas are approximate coverage ratios. Exact product size depth of coverage and use of product need to be taken into account before ordering.</b>	

# BULK ROCK

Decorative Landscape Rock				
SKU	Description	Available at the following locations:	Price/Cubic Yard	6+ Yards Price/Cubic Yard
B10	Bryan Red ¾"	Inver Grove Heights, Eagan RES, Denmark RES	\$62.99	\$59.99
B11	Bryan Red 1½"	Inver Grove Heights, Eagan RES, Denmark RES	\$62.99	\$59.99
B12	Fort Dodge White 1½"	Inver Grove Heights, Denmark RES	\$84.99	\$79.99
B120	Gray Trap 1/2" Minus	Inver Grove Heights	\$59.99	\$56.99
B13	Gray Trap Small ¾"	Inver Grove Heights, Eagan RES, Denmark RES	\$96.99	\$92.99
B14	Gray Trap Large 2½"	Inver Grove Heights, Eagan RES, Denmark RES	\$88.99	\$83.99
B121	Gray Trap 3" - 6"	Inver Grove Heights	\$89.99	\$86.99
B155	1/4" St. Cloud Granite Chips	Inver Grove Heights, Denmark RES	\$99.99	\$96.99
B15	St. Cloud Granite Small ¾"	Inver Grove Heights, Eagan RES, Denmark RES	\$79.99	\$75.99
B16	St. Cloud Granite Large 1½"	Inver Grove Heights, Eagan RES, Denmark RES	\$79.99	\$75.99
B25	¾" Minus Limestone (Class 5)	Inver Grove Heights, Eagan RES, Denmark RES	\$32.99	\$29.99
B250	¾" Minus Limestone (Trail Mix)	Inver Grove Heights, Eagan RES, Denmark RES	\$32.99	\$29.99
B17	Keystone (Buff Limestone) ¾"	Inver Grove Heights, Eagan RES, Denmark RES	\$44.99	\$42.99
B18	Keystone (Buff Limestone) 1½"	Inver Grove Heights, Eagan RES, Denmark RES	\$44.99	\$42.99
B1800	Keystone (Buff Limestone) 3"	Inver Grove Heights, Eagan RES, Denmark RES	\$48.99	\$46.99
B80	Keystone Rip Rap 3" - 12" (Sold by the ton)	Inver Grove Heights	\$64.99/Ton	
B19	Pink Sioux Quartz 1½"	Inver Grove Heights, Denmark RES	\$89.99	\$84.99
B26	¾" Buckshot Pea Gravel	Inver Grove Heights, Eagan RES, Denmark RES	\$67.99	\$64.99
B21	River Rock (Mixed Aggregate) ¾"	Inver Grove Heights, Eagan RES, Denmark RES	\$64.99	\$62.99
B22	River Rock (Mixed Aggregate) 1½"	Inver Grove Heights, Eagan RES, Denmark RES	\$64.99	\$62.99
B220	River Rock (Mixed Aggregate) 2½"	Inver Grove Heights, Eagan RES, Denmark RES	\$64.99	\$62.99
B77	River Rock (Oversized Mixed Aggregate) 3" - 7"	Inver Grove Heights, Eagan RES, Denmark RES	\$69.99	\$66.99
B24	Sand (Screened)	Inver Grove Heights, Eagan RES, Denmark RES	\$32.99	\$29.99
B78	Granite Sand	Inver Grove Heights, Denmark RES	\$77.99	\$75.99
B240	Playground Sand	Inver Grove Heights, Eagan RES, Denmark RES	\$42.99	\$39.99



Decorative Landscape Mulch				
SKU	Description	Available at the following locations:	Price/Cubic Yard	6+ Yards Price/Cubic Yard
B30	Green Loon™ Hardwood Mulch	Inver Grove Heights, Eagan RES, Denmark RES	\$32.99	\$29.99
B48	Green Loon™ All Bark	Inver Grove Heights, Eagan RES, Denmark RES	\$49.99	\$46.99
B31	Hardwood Chips	Inver Grove Heights, Eagan RES, Denmark RES	\$39.99	\$36.99
B53	Pine Bark Mulch	Inver Grove Heights, Eagan RES, Denmark RES	\$49.99	\$46.99
B531	Super Fine & Rich Mulch	Inver Grove Heights, Eagan RES, Denmark RES	\$44.99	\$42.99
B1000	New England Fine Select Mulch	Inver Grove Heights, Eagan RES, Denmark RES	\$44.99	\$41.99
B101	Green Loon™ Custom Colored Brown Mulch‡	Inver Grove Heights, Eagan RES, Denmark RES	\$49.99	\$46.99
B102	Green Loon™ Custom Colored Gold Mulch‡	Inver Grove Heights, Eagan RES, Denmark RES	\$49.99	\$46.99
B103	Green Loon™ Custom Colored Red Mulch‡	Inver Grove Heights, Eagan RES, Denmark RES	\$49.99	\$46.99
B1030	Green Loon™ Custom Colored Black Mulch‡	Inver Grove Heights, Eagan RES, Denmark RES	\$49.99	\$46.99
B104	Western Red Cedar Mulch	Inver Grove Heights, Eagan RES, Denmark RES	\$64.99	\$59.99
B1043	Western Red Cedar Chips	Inver Grove Heights, Eagan RES, Denmark RES	\$86.99	\$82.99
B1040	Minnesota Northern White Cedar Mulch	Inver Grove Heights, Eagan RES, Denmark RES	\$64.99	\$59.99
B32	Cypress Mulch	Inver Grove Heights, Eagan RES, Denmark RES	\$89.99	\$84.99
B310	Certified Playsafe Playground Mulch	Inver Grove Heights	\$44.99	\$39.99
B535	Mini Pine Bark Mulch	Eagan RES, Denmark RES	\$54.99	\$49.99
B1042	Western Red Cedar Chips 4.8 Cu Yd Bale	Eagan RES, Denmark RES	\$429.99 / Bale	
B1041	Western Red Cedar Mulch 5.5 Cu Yd Bale	Eagan RES, Denmark RES	\$399.99 / Bale	
B530	Pine Bark Fines Pine Bark #1 Compost	Eagan RES	\$44.99	\$42.99

‡Our custom colored mulches are premium hardwoods, NOT pallets.

# BAGGED ROCK & MULCH

## Bagged Mulch

Item #	Description	Bags / Pallet	Size	Price / Each	5+ Bags
B134*	Green Loon Minnesota Hardwood	70	1.75 Cu Ft	<b>\$3.99</b>	<b>\$3.49</b>
B132*	Green Loon Hardwood Chips	70	1.75 Cu Ft	<b>\$5.99</b>	<b>\$4.99</b>
B131*	Green Loon Minnesota Tamarack All Bark	70	1.75 Cu Ft	<b>\$5.99</b>	<b>\$5.59</b>
B139*	Green Loon Brown Mulch	70	1.75 Cu Ft	<b>\$5.29</b>	<b>\$4.49</b>
B137*	Green Loon Red Mulch	70	1.75 Cu Ft	<b>\$5.29</b>	<b>\$4.49</b>
B138*	Green Loon Gold Mulch	70	1.75 Cu Ft	<b>\$5.29</b>	<b>\$4.49</b>
B140*	Green Loon Black Mulch	70	1.75 Cu Ft	<b>\$5.29</b>	<b>\$4.49</b>
B133*	Green Loon Minnesota Red Pine Bark	70	1.75 Cu Ft	<b>\$6.99</b>	<b>\$5.99</b>
B43*	Green Loon Cypress Mulch	70	1.75 Cu Ft	<b>\$7.99</b>	<b>\$6.99</b>
B135*	Green Loon Western Red Cedar Mulch	70	1.75 Cu Ft	<b>\$7.99</b>	<b>\$6.99</b>
B136*	Green Loon Western Red Cedar Chips	70	1.75 Cu Ft	<b>\$8.99</b>	<b>\$7.99</b>
B154*	Green Loon Minnesota Mini Red Pine Bark	70	1.75 Cu Ft	<b>\$5.99</b>	<b>\$4.69</b>
B153*	Green Loon New England Fine Select Mulch	70	1.75 Cu Ft	<b>\$4.99</b>	<b>\$3.99</b>
B45*	Premium Large Pine Bark Mulch	65	2 Cu Ft	<b>\$6.99</b>	<b>\$5.99</b>
B91*	Pine Straw	48	2 Cu Ft	<b>\$19.99</b>	<b>\$19.99</b>

(14) 2CF bags=1 yard - (16) 1.75CF bags=1 yard

## Bagged Rock

Item #	Description	Bags / Pallet	Size	Price / Each	3+ Bags
B106*	3/8" Pea Gravel	63	.5 Cu Ft	<b>\$5.99</b>	<b>\$4.99</b>
B1060*	3/4" River Pebble	63	.5 Cu Ft	<b>\$5.99</b>	<b>\$4.49</b>
B107*	1 1/2" River Rock	63	.5 Cu Ft	<b>\$5.99</b>	<b>\$4.99</b>
B1070*	2" River Cobble	63	.5 Cu Ft	<b>\$5.99</b>	<b>\$4.49</b>
B108*	Paver Base	63	.5 Cu Ft	<b>\$4.99</b>	<b>\$3.99</b>

\*Indicates Stocked Item

◆Indicates Special Order Only



# SOILS & AMENDMENTS

## Bulk Soils & Mixes

Item #	Description	Price/Yd	6+ yards
B33*	<b>Pulverized Landscaping Topsoil</b> - Pulverized Topsoil enhanced with Aged & Screened Compost	\$36.99	\$32.99
B205*	<b>Green Loon Soil Conditioner</b> Our very own custom blend of coniferous bark fines and nutrient rich compost aged to perfection. This mix is designed to break-up heavy clay soils while adding microbial and nutritional compounds. It aids sandy soils by increasing water holding capacity and adding beneficial organic matter, permanently enhancing soil deficiencies.	\$44.99	\$42.99
B330*	<b>Green Loon Seeding Soil</b> - Enriched Combination of 70% Compost, 15% Greens Grade Top Dress Sand, and 15% Peat Moss, used for Seeding and Lawn Repair.	\$44.99	\$42.99
B115*	<b>Compost</b> - aged and screened	\$34.99	\$32.99
B34*	<b>Raw / Unpulverized Topsoil</b>	\$17.99	\$14.99
B331*	<b>Brown Fill Soil</b> - unscreened <i>Please ask a sales rep for more information on this product</i>	\$6.99	\$5.99

## Bulk Custom Soils & Planting Mixes

Item #	Description	Price/Yd	6+ yards
B201*	<b>Gertens Gardening Mix - All Purpose Soil Mix</b>  Combination of 35% Pine Fines, 35% Compost, 20% Peat Moss, and 10% Pulverized Topsoil	\$64.99	\$59.99
B200*	<b>Gertens Nursery Mix (Special)</b>  54% Composted Pine Bark, 18% Long Fibered Sphagnum Peat Moss, 16% Composted Rice Hulls, 12% Coarse Sand, Fortified with 10 lbs. of 7-8 month controlled released fertilizer - along with micronutrients  - Used in Pots & Containers for Plants, Flowers, & Shrubs	\$114.99	\$109.99
B35*	<b>Gertens Bedding Plant Mix (Special)</b>  60% Long Fibered Sphagnum Peat Moss, 40% Composted Pine Bark, Fortified with a controlled release fertilizer  -Nutrient starter charge with wetting agent added -pH adjusted with dolomite lime - Used in Pots and Flower Beds for Annuals & Vegetables	\$129.99	
B67*	<b>Pony Cake Composted Manure - aged, pulverized, shredded, &amp; screened</b> -As garden mulch, composted manure helps to control weeds, conserve moisture, and moderate soil temperature  -As soil amendment, composted manure increases organic content and water/oxygen holding ability	\$46.99	\$42.99
B530*	<b>Pine Bark #1 Compost</b>	\$44.99	\$42.99
B38*	<b>Composted Rice Hulls</b> - Composted Rice Hulls are good for drainage and aeration - Better than peat moss as a soil amendment	Call for current pricing and availability.	
B203*	<b>High Grade Sphagnum Peat Moss</b>	Call for current pricing and availability.	

\*Indicates Stocked Item    ♦Indicates Non-Stock Item  
25+ yards delivered in end dump truck, delivery fee may apply

## Bulk Custom Soil Mixes

Item #	Description	Price/Yd
♦	<b>Custom Rain Garden Soil Mix</b>	Call
♦	<b>Custom Bedding Soil Mix</b>	Call
♦	<b>Custom Planting Soil Mix</b>	Call
♦	<b>Custom Seeding Soil Mix</b>	Call

Call us for any custom soil mixes that you need. No job is too big or too small!

## Bagged Soils & Amendments

Item #	Description	Bags / Pallet	Size	Price / Each	3+ Price
B125*	Gertens Potting Soil (Organic)	48	2 Cu Ft	\$19.99	\$18.99
B126*	Gertens Potting Soil (Organic)	80	34 Qt	\$12.99	\$11.99
B127*	Gertens Potting Soil (Organic)	120	16 Qt	\$9.99	\$8.99
B129*	Gertens Premium Container Mix	75	40 Qt	\$17.99	\$16.99
B76*	Green Loon Seeding Soil	50	32 Qt	\$4.99	\$4.49
B96*	Green Loon Soil Conditioner	60	32 Qt	\$4.99	\$4.49
B159	Green Loon Garden Soil	60	1 Cu Ft	\$5.99	\$4.49
B51*	Green Loon Topsoil	60	1 Cu Ft	\$3.99	\$2.99
B03*	Green Loon Compost	60	1 Cu Ft	\$4.99	\$3.99
B96*	Green Loon Soil Conditioner	60	32 qt	\$4.99	\$4.49
B52*	Sand	63	40 lb	\$4.99	\$3.99
B50*	Manure	70	40 lb	\$5.99	\$4.99
B71*	Mushroom Compost	60	40 lb	\$10.99	\$9.99
B63*	Peat Moss	30	3.8 Cu Ft	\$19.99	\$19.99

\*Indicates Stocked Item    ♦Indicates Non-Stock Item





**JRK Contractor Mix**

**Blend**

- 40% Intermediate Ryegrass
- 30% Annual Ryegrass
- 15% Creeping Red Fescue
- 15% Kentucky Bluegrass

Designed for quick establishment in part to full sun.

**New Lawn Rate:** 5-7lbs/1,000SF

**Over-seeding Rate:** 4-5lbs/1,000SF

Size	3 lb. bag	5 lb. bag	10 lb. bag	25 lb. bag	50 lb. bag
Skus	G205003	G205005	G205010	G205025C	G205050
Price	14.99	22.99	41.99	79.99	149.99

**JRK All Purpose Quick Sunny Mix**

**Blend**

- 40% Intermediate Ryegrass
- 25% Annual Ryegrass
- 15% Creeping Red Fescue
- 15% Kentucky Bluegrass

Quick establishing. Designed for older lawns.

**New Lawn Rate:** 5-7lbs/1,000SF

**Over-seeding Rate:** 4-5lbs/1,000SF

Size	3 lb. bag	5 lb. bag	10 lb. bag	25 lb. bag	50 lb. bag
Skus	G205203	G205205	G205210	G205225C	G205250
Price	19.99	29.99	55.99	109.99	214.99

**JRK Premium Sunny Mix with Tazo**

**Blend**

- 50% Kentucky Bluegrass
- 30% Perennial Ryegrass
- 20% Chewings Fescue

Designed for newer, established lawns.

**New Lawn Rate:** 5-7lbs/1,000SF

**Over-seeding Rate:** 4-5lbs/1,000SF

Size	3 lb. bag	5 lb. bag	10 lb. bag	25 lb. bag	50 lb. bag
Skus	G305303	G305305	G305310	G305325C	G305350
Price	22.99	36.99	69.99	139.99	269.99

**JRK Premium Sun & Shade Mix with Tazo**

**Blend**

- 40% Perennial Ryegrass
- 30% Kentucky Bluegrass
- 20% Hard Fescue
- 10% Chewings Fescue

Designed for quick establishment in partial shady areas of the yard.

**New Lawn Rate:** 5-7lbs/1,000SF

**Over-seeding Rate:** 4-5lbs/1,000SF

Size	3 lb. bag	5 lb. bag	10 lb. bag	25 lb. bag	50 lb. bag
Skus	G305503	G305505	G305510	G305525C	G305550
Price	23.99	37.99	69.99	139.99	279.99

# GRASS SEED

## JRK Premium Medium Shade Mix

### Blend

- 30% Creeping Red Fescue
- 20% Kentucky Bluegrass
- 20% Perennial Ryegrass
- 15% Hard Fescue
- 15% Chewings Fescue

Designed for quick establishment in shady areas.

**New Lawn Rate:** 6-8lbs/1,000SF

**Over-seeding Rate:** 5-6lbs/1,000SF

Size	3 lb. bag	5 lb. bag	10 lb. bag	25 lb. bag	50 lb. bag
Sku	G205603	G205605	G205610	G205625C	G205650
Price	22.99	34.99	64.99	129.99	254.99

## JRK Premium Dense Shade Mix

### Blend

- 40% Creeping Red Fescue
- 20% Chewings Fescue
- 20% Hard Fescue
- 10% Poa Trivialis
- 10% Perennial Ryegrass

Designed for quick establishment in shady areas.

**New Lawn Rate:** 6-8lbs/1,000SF

**Over-seeding Rate:** 5-6lbs/1,000SF

Size	3 lb. bag	5 lb. bag	10 lb. bag	25 lb. bag	50 lb. bag
Sku	G205803	G205805	G205810	G205825C	G205850
Price	21.99	34.99	64.99	129.99	259.99

## JRK Ultra Dense Shade Mix

### Blend

- 40% Chewings Fescue
- 20% Creeping Red Fescue
- 15% Poa Trivialis
- 10% Perennial Ryegrass
- 10% Hard Fescue
- 5% Poa Supina

Designed for shady, moist areas, with little to no sun.

**New Lawn Rate:** 6-8lbs/1,000SF

**Over-seeding Rate:** 5-6lbs/1,000SF

Size	3 lb. bag	5 lb. bag	10 lb. bag	25 lb. bag	50 lb. bag
Sku	G206003	G206005	G206010	G206025C	G206050
Price	31.99	49.99	94.99	189.99	389.99

## JRK Super Salt Tolerant Mix with Tazo

### Blend

- 40% Creeping Red Fescue
- 20% Chewings Fescue
- 20% Kentucky Bluegrass
- 20% Hard Fescue

**New Lawn Rate:** 6-8lbs/1,000SF

**Over-seeding Rate:** 5-6lbs/1,000SF

Size	3 lb. bag	5 lb. bag	10 lb. bag	25 lb. bag	50 lb. bag
Sku	G306503	G306505	G306510	G306525C	G306550
Price	21.99	34.99	64.99	124.99	249.99



**JRK 4 Fescue Low Grow No Mow Mix**

**Blend**

- 30% Sheep's Fescue
- 30% Hard Fescue
- 20% Creeping Red Fescue
- 20% Chewings Fescue

Good for sloped areas.  
Full sun to light shade.

**New Lawn Rate:** 5-7lbs/1,000SF

**Over-seeding Rate:** 4-5lbs/1,000SF

Size	3 lb. bag	5 lb. bag	10 lb. bag	25 lb. bag	50 lb. bag
Sku	G206703	G206705	G206710	G206725C	G206750
Price	21.99	34.99	64.99	129.99	254.99

**JRK Premium Heavy Traffic with Tazo**

**Blend**

- 50% Perennial Ryegrass
- 50% Kentucky Bluegrass

Great to use for athletic fields,  
turf has quick recovery. Full sun.

**New Lawn Rate:** 5-7lbs/1,000SF

**Over-seeding Rate:** 4-5lbs/1,000SF

Size	3 lb. bag	5 lb. bag	10 lb. bag	25 lb. bag	50 lb. bag
Sku	G306203	G306205	G306210	G306225C	N/A
Price	17.99	26.99	49.99	114.99	N/A

**JRK All Blue Blend**

**Blend**

- 100% Kentucky Bluegrass

**New Lawn Rate:** 5-7lbs/1,000SF

**Over-seeding Rate:** 4-5lbs/1,000SF

Size	3 lb. bag	5 lb. bag	10 lb. bag	25 lb. bag	50 lb. bag
Sku	G206103	G206105	G206110	G206125C	G206150
Price	27.99	44.99	84.99	169.99	339.99

**JRK Premium Sod Overseeder Mix with Tazo**

**Blend**

- 80% Kentucky Bluegrass
- 20% Perennial Ryegrass

**New Lawn Rate:** 5-7lbs/1,000SF

**Over-seeding Rate:** 4-5lbs/1,000SF

Size	3 lb. bag	5 lb. bag	10 lb. bag	25 lb. bag	50 lb. bag
Sku	G307903	G307905	G307910	G307925C	N/A
Price	22.99	34.99	64.99	154.99	N/A

## JRK Sandy Soil Mix

### Blend

- 40% Kentucky Bluegrass
- 30% Perennial Ryegrass
- 20% Hard Fescue
- 10% Creeping Red Fescue

**New Lawn Rate:** 5-7lbs/1,000SF

**Over-seeding Rate:** 4-5lbs/1,000SF

Size	3 lb. bag	5 lb. bag	10 lb. bag	25 lb. bag	50 lb. bag
Sku	G206403	G206405	G206410	G206425C	G206450
Price	24.99	39.99	74.99	149.99	289.99

## JRK Cabin Mix

### Blend

- 30% Creeping Red Fescue
- 25% Perennial Ryegrass
- 20% Kentucky Bluegrass
- 15% Climax Timothy
- 10% Annual Ryegrass

**New Lawn Rate:** 5-7lbs/1,000SF

**Over-seeding Rate:** 4-5lbs/1,000SF

Size	3 lb. bag	5 lb. bag	10 lb. bag	25 lb. bag	50 lb. bag
Sku	G206303	G206305	G206310	G206325C	G206350
Price	21.99	32.99	62.99	124.99	244.99

## JRK Country Lawn Mix

### Blend

- 30% Kentucky Bluegrass
- 30% Perennial Ryegrass
- 25% Creeping Red Fescue
- 15% Annual Ryegrass

**New Lawn Rate:** 5-7lbs/1,000SF

**Over-seeding Rate:** 4-5lbs/1,000SF

Size	3 lb. bag	5 lb. bag	10 lb. bag	25 lb. bag	50 lb. bag
Sku	G207703	G207705	G207710	G207725C	N/A
Price	19.99	31.99	59.99	114.99	N/A

## JRK Fine Fescue Mix

### Blend

- 45% Chewings Fescue
- 30% Sheeps Fescue
- 25% Hard Fescue

**New Lawn Rate:** 5-7lbs/1,000SF

**Over-seeding Rate:** 4-5lbs/1,000SF

Size	3 lb. bag	5 lb. bag	10 lb. bag	25 lb. bag	50 lb. bag
Sku	G207003	G207005	G207010	G207025C	G207050
Price	21.99	34.99	64.99	129.99	249.99



**JRK Pollinator Honeybee Lawn Mix**

**Blend**

- 50% Creeping Red Fescue
- 21% Hard Fescue
- 20% Chewings Fescue
- 5% White Clover
- 2% Creeping Thyme
- 2% Self Heal

Great for the bees! Low input lawn.  
No fertilizer needed.

**New Lawn Rate:** 5-7lbs/1,000SF

**Over-seeding Rate:** 4-5lbs/1,000SF

Size	3 lb. bag	5 lb. bag	10 lb. bag	25 lb. bag	50 lb. bag
SKU	N/A	N/A	G209110	N/A	N/A
Price	N/A	N/A	119.99	N/A	N/A

**Pure Seed**

**Annual Ryegrass**

SKU	Description
208901	Gulf Annual Ryegrass

**Perennial Ryegrass**

SKU	Description	SKU	Description
209801	Double Time Perennial Ryegrass	T200035	Red Hawk Perennial Ryegrass

**Kentucky Bluegrass**

SKU	Description	SKU	Description
T114950	Diva Kentucky Bluegrass	T200038	Concerto Kentucky Bluegrass
T200153	Green Loon Kentucky Bluegrass	T200122	Ginney II Kentucky Bluegrass
T200151	Rock-it Kentucky Bluegrass	T200040	Hampton Kentucky Bluegrass

**Creeping Red Fescue**

SKU	Description	SKU	Description
T200033	Boreal Creeping Red Fescue	T200134	Reliant IV Hard Fescue
G209350	Oracle Creeping Red Fescue	T200041	Nightshade Tall Fescue
T200150	Ambrose Chewings Fescue	T200107	VNS Sheeps Fescue

**Bentgrass - WE DO NOT STOCK**

SKU	Description	SKU	Description
T100156	Penn Links Creeping Bentgrass (25 lbs.)	T200105	Red Top Creeping Bentgrass (50 lbs.)

**Forage - WE DO NOT STOCK**

SKU	Description	SKU	Description
T114150	Climax Timothy	T200004	Smooth Bromegrass
T113650	Vernal Alfalfa		

**Clover**

SKU	Description	SKU	Description
G208301	JRK Dutch White Clover 1 # PKG	9.99 T200061	JRK Micro Clover 1 # PKG \$29.99
T111801	JRK Medium Red Clover 1 # PKG	6.99	

**Gertens Sod**

SKU	Description	Rolls/ Pallet	1-63 Rolls	64-512 Rolls	512-1280 Rolls	1280+ Rolls
SOD	10 square feet per roll (24"X60")	64	\$5.99	\$4.49	\$3.99	\$3.49

Price does not include a \$15 refundable pallet deposit.

# PURE SEED & PLOT MIXES

## Prairie Seed Mixes

SKU#	Description				
T400601	JRK Tall Native Wildflower Mix - NO # 1,000 sq. ft.				
	<b>Grass Mix</b>		<b>Forb Mix</b>		39.99
	Indiangrass 25%		Partridge Pea 20%		
	Big Bluestem 25%		Purple Coneflower 20%		
	Little Bluestem 20%		Black-eyed Susan 14%		
	Side Oats Grama 20%		Yellow Coneflower 10%		
	Canada Wild Rye-Mandan 8%		Golden Alexanders 6%		
	Switchgrass-Sunburst 2%		Ox-eye Sunflower 5%		
			Purple Prairie Clover 5%		
			Canada Milk Vetch 4%		
			Hoary Vervain 4%		
			Prairie Blazingstar 4%		
			Butterfly Milkweed 2%		
			Maximillian's Sunflower 2%		
			Showy Tick Trefoil 2%		
			Prairie Cinquefoil 1%		
			White Prairie Clover 1%		
T400600	JRK Short Native Wildflower Mix - NO # 1,000 sq. ft.				
	<b>Grass Mix</b>		<b>Forb Mix</b>		39.99
	Side Oats Grama 50%		Purple Prairie Clover 25%		
	Little Bluestem 37.5%		Ox-eye Sunflower 18%		
	Blue Grama 12.5%		Partridge Pea 15%		
			Long-head Coneflower 10%		
			Blackeyed Susan 8%		
			White Prairie Clover 8%		
			Lead Plant 4%		
			Upland White Aster 4%		
			Butterfly Weed 3%		
			Button Blazing Star 2%		
			Prairie Spiderwort 2%		
			Prairie Wild Rose 2%		
			Large Flowered Penstemon 1%		
T400602	JRK Mesic (Wet) Native Wildflower Mix - NO # 1,000 sq. ft.				
	<b>Grass Mix</b>		<b>Forb Mix</b>		42.99
	Big Bluestem 62.5%		Purple Prairie Clover 30%		
	Virginia Wild Rye 18.75%		Black Eyed Susan 20%		
	Switchgrass 12.5%		Yellow Coneflower 16%		
	Indiangrass 6.25%		Golden Alexanders 8%		
			Swamp Milkweed 5%		
			New England Aster 4%		
			Prairie Blazingstar 4%		
			Showy Tick Trefoil 4%		
			Blue Vervain 3%		
			Cup Plant 3%		
			Common Ironweed 2%		
			Great St Johns Wart 1%		
T400605	JRK Native Woodland Mix - Not Stocked 1,000 sq. ft.				
	<b>Grass Mix</b>		<b>Forb Mix</b>		54.99
	Indiangrass 25%		Purple Prairie Clover 24%		
	Big Bluestem 22%		Ox-eye Sunflower 14%		
	Sideoats Grama 20%		Canada Milk Vetch 10%		
	Little Bluestem 18%		Black-Eyed Susan 8%		
	Silky Wild Rye 10%		Showy Tick Trefoil 8%		
	Bottlebrush Grass 5%		Lead Plant 6%		
			Wild Bergamot 5%		
			Anies Hyssop 4%		
			Golden Alexanders 4%		
			Stiff Goldenrod 4%		
			Western Yarrow 4%		
			Round-headed Bush Clover 3%		
			Early Wild Rose 2%		
			Ohio Spiderwort 2%		
			Early Meadow Rue 1%		
			Smooth Blue Aster 1%		

### Annual Deer Plot Mix

T400403	3 lb.	\$17.99
T400405	5 lb.	\$24.99
T400410	10 lb.	\$39.99
T400425	25 lb.	\$89.99

### Perennial Deer Plot Mix

T400503	3 lb.	\$17.99
T400505	5 lb.	\$24.99
T400510	10 lb.	\$54.99
T400525	25 lb.	\$124.99



Fertilizers							
Pre-Emergent Fertilizers							
SKU	Description				Price / Each	10+ Price	
38018308	<b>21-6-11 Topdress Bedding Mix (5-6 Month Release)</b> Gertens Topdress Bedding Mix is the <b>BEST</b> season long formula that is loaded with minors. 50lb				<b>\$49.99</b>	<b>\$44.99</b>	
Gertens® & JRK Brand Turf Fertilizer / Weed Preventer							
SKU	Description	Coverage	Size	Bags / Pallet	Price / Each	Price / 2 Bags	Price / 3+ Bags
78911270	<b>JRK Turf Food 24-0-4</b>	13,800SF	50 lbs	40	<b>\$59.99</b>	<b>\$49.99</b>	<b>\$44.99</b>
78911256	<b>JRK Turf Food 24-0-4</b>	5,000SF	18 lbs	120	<b>\$24.99</b>	<b>\$19.99</b>	<b>\$16.99</b>
78911294	<b>JRK Winterizer 20-0-12</b>	13,880SF	50 lbs	40	<b>\$59.99</b>	<b>\$49.99</b>	<b>\$44.99</b>
78911201	<b>JRK Winterizer 20-0-12</b>	5,000SF	18 lbs	120	<b>\$24.99</b>	<b>\$19.99</b>	<b>\$16.99</b>
78911195	<b>JRK Weed &amp; Feed 22-0-4</b>	13,880SF	50 lbs	40	<b>\$59.99</b>	<b>\$49.99</b>	<b>\$44.99</b>
78911102	<b>JRK Weed &amp; Feed 22-0-4</b>	5,000SF	18 lbs	120	<b>\$24.99</b>	<b>\$19.99</b>	<b>\$16.99</b>
78911096	<b>JRK Crabgrass Preventer 22-0-6</b>	13,880SF	50 lbs	40	<b>\$59.99</b>	<b>\$49.99</b>	<b>\$44.99</b>
78911058	<b>JRK Crabgrass Preventer 22-0-6</b>	5,000SF	18 lbs	120	<b>\$24.99</b>	<b>\$19.99</b>	<b>\$16.99</b>
34326889	<b>Barricade 0-0-14</b>	12,500SF	50 lbs	40	<b>\$23.99</b>	-	-
78611507	<b>General Fertilizer 10-10-10</b>	2,000SF	20 lbs	120	<b>\$12.99</b>	-	-
78611606	<b>General Fertilizer 10-10-10</b>	4,000SF	40 lbs	49	<b>\$24.99</b>	-	-
Fertilome Turf Fertilizer							
SKU	Description	Coverage	Size	Bags / Pallet	Price / Each	Price / 2 Bags	Price / 3+ Bags
21405257	<b>Natural Guard HuMic</b> Decomposer/Soil Activator	4,000SF	40 lbs	40	<b>\$29.99</b>		
21405202	<b>Natural Guard HuMic</b> Decomposer/Soil Activator	2,000SF	20 lbs	64	<b>\$19.99</b>		
21119109	<b>Crabgrass Control 20-0-3</b>	10,000SF	32 lbs		<b>\$59.99</b>		
21109230	<b>Weed Out with Fertilizer 25-0-4</b>	10,000SF	32 lbs		<b>\$59.99</b>		
Other Fertilizers							
SKU	Description	Coverage	Size	Bags / Pallet	Price / Each		
21321205	<b>Bone Meal</b>	-	20 lbs	20	<b>\$34.99</b>		
161432	<b>21-22-4 Starter Fertilizer / Weed Preventer</b>	5,000SF	15 lbs	64	<b>\$59.99</b>		
181373	<b>Milorganite</b>	2,500SF	36 lbs	56	<b>\$11.99</b>		
32248077	<b>Peak Green with Iron</b>	5,000SF	30 lbs	50	<b>\$24.99</b>		
SKU	Description	Coverage	Size	Bags / Pallet	Price / Each	Price / 6+ Bags	
818115	<b>Preen Weed Prevention</b>	2,560SF	16 lbs	26	<b>\$34.99</b>	-	
104396	<b>Preen with Fertilizer Drum</b>	2,560SF	16 lbs	26	<b>\$39.99</b>	-	
191935	<b>Easy Weeder Shaker</b>	960SF	6 lbs	6	<b>\$12.99</b>	<b>\$11.99</b>	
21216341	<b>Epsom Salt MgSO4</b> (9.8% Mg; 12.9% Sulfur)	-	4 lbs	108	<b>\$9.99</b>	-	
SKU	Description	Size	Packs / Case	Price / Each			
137943	<b>Tree and Shrub</b> Fertilizer Spikes	5 - Pack	32	<b>\$3.99</b>			
138602	<b>Evergreen</b> Fertilizer Spikes	5 - Pack	32	<b>\$3.99</b>			
138792	<b>Fruit and Tree</b> Fertilizer Spikes	5 - Pack	32	<b>\$3.99</b>			

# CHEMICALS

Chemicals		
Chemicals - Fertilome		
SKU	Description	Price / Each
21336933	<b>1 Gallon Super Concentrate Killzall</b> Non-selective weed & grass killer, contains a double-surfactant formulation that dries on the plant fast to start working quickly. Multiple use formulation near fences, in paths, patios, sidewalks, curbs and driveways. Labeled for lawn renovation, brush and vine control and stump treatment. (Formulation: 41% Glyphosate)	<b>\$99.99</b>
21105195	<b>1 Gallon Weedout Concentrate</b> Controls over 200 broadleaf weeds including Dandelion, Chickweed, Clover Spurge, Wild Onion, Dollar Weed, Ground Ivy and many others listed. (Formulation: Trimec, a patented combination of 3 weed killers 2-4D Mecoprop and Dicamba)	<b>\$49.99</b>
21105256	<b>QT Weed Free Zone Concentrate</b> Over 80 of the toughest to control broadleaf weeds including clover, ground ivy, spruce chickweed, dandelion, henbit, oxalis, poison ivy, purslane, shepherds purse, thistle, virginia buttonweed, wild onion and many others. (Formulation: Carfentazone plus2, 4-D, Mecoprop-p, and Dicamba)	<b>\$49.99</b>
Chemicals - Bonide		
SKU	Description	Price / Each
163204	<b>1 Gallon Repels-All</b> All natural ingredients but repulsive to vermin and other underisables. Repels three ways, by sense of touch, taste and smell. This is the most comprehensive animal repellent on the market. Protects plants and property, including structures, for up to 2 months per application. May be used on edibles. (Garlic, dried blood, whole egg solids, clove, fish, oil, onion, wintergreen)	<b>\$69.99</b>
Chemicals		
SKU	Description	Price / Each
CP11968	<b>Roundup Quick Pro 6.8lb</b>	<b>\$201.99</b>



**Landscape Fabric**  
SRW Products

Item #	Description	Size	Yards / Roll	Price / Roll
79631216*	4oz Woven Needle Punch Black	3' X 50'	16.67	<b>\$19.99</b>
79631223*	4oz Woven Needle Punch Black	3' X 100'	33.33	<b>\$39.99</b>
79402953*	4oz Woven Needle Punch Black	4' X 50'	22.22	<b>\$29.99</b>
79631360*	4oz Woven Needle Punch Black	4' X 100'	44.44	<b>\$49.99</b>
19235810*	3oz Commercial Spunbond	3' X 25'	8.33	<b>\$12.99</b>
59301504*	3oz Commercial Spunbond	3' X 50'	16.67	<b>\$16.99</b>
59303003*	3oz Commercial Spunbond	3' X 100'	33.33	<b>\$34.99</b>
19235865*	3oz Commercial Spunbond	4' X 50'	22.22	<b>\$24.99</b>
59304000*	3oz Commercial Spunbond	4' X 100'	44.44	<b>\$44.99</b>
59308008*	3oz Commercial Spunbond	4' X 200'	88.88	<b>\$84.99</b>
79232505*	4oz Woven Needle Punch Black	3' X 250'	83.33	<b>\$114.99</b>
79242504*	4oz Woven Needle Punch Black	4' X 250'	111.11	<b>\$154.99</b>
79262502*	4oz Woven Needle Punch Black	6' X 250'	166.67	<b>\$229.99</b>
FPP1V12250♦	4oz Woven Needle Punch Black	12' X 250'	333.33	<b>\$399.99</b>
SP100*	3oz Commercial Spunbond	3' X 300'	100	<b>\$87.99</b>
SP101*	3oz Commercial Spunbond	4' X 300'	133.33	<b>\$117.99</b>
SP103*	3oz Commercial Spunbond	6' X 300'	200	<b>\$174.99</b>
SP112♦	3oz Commercial Spunbond	12' X 300'	400	<b>\$359.99</b>
NW3300*	3.1oz Non-Woven Fabric	3' X 300'	100	<b>\$84.99</b>
NW4300*	3.1oz Non-Woven Fabric	4' X 300'	133	<b>\$109.99</b>
NW6300*	3.1oz Non-Woven Fabric	6' X 300'	200	<b>\$164.99</b>
8BF6100*	8 oz Non-Woven Boulder Fabric	6' X 100'	67	<b>\$154.99</b>
8BF6300*	8 oz Non-Woven Boulder Fabric	6' X 300'	200	<b>\$459.99</b>
8BF15100♦	8 oz Non-Woven Boulder Fabric (Folded)	15' X 100'	166.67	<b>\$469.99</b>
8BF15300♦	8 oz Non-Woven Boulder Fabric	15' X 300'	500	<b>\$699.99</b>

**Burlap**

Item #	Description	Size	Price / Roll
80002300	Natural Burlap	40" x 9.8'	<b>\$10.99</b>
80002652	Natural Burlap	40" x 100'	<b>\$49.99</b>

**Landscape Poly**

Item #	Description	Size	Rolls / Pallet	Price / Roll
H10*	Black 6 mil. Poly	3' X 100'	100	<b>\$16.99</b>
H11*	Black 6 mil. Poly	4' X 100'	100	<b>\$21.99</b>
H12*	Black 6 mil. Poly	6' X 100'	40	<b>\$32.99</b>
H13*	Black 6 mil. Poly	8' X 100'	36	<b>\$42.99</b>
H14*	Black 6 mil. Poly	10' X 100'	36	<b>\$52.99</b>
H15*	Stretch Wrap - 90 Gauge	18" X 1500'	-	<b>\$24.99</b>

**Erosion Control Blankets**

Item #	Description	Size	Rolls / Pallet
34363306*	Straw Blanket – One Sided Netting	48" x 50'	40
JS102*	Straw Blanket - One Sided Netting <i>Average Life: 60-90 Days</i>	8' x 112.5'	25
JS100*	Straw Blanket-Two Sided Netting- Use for slopes 1:3 more than 50' long, ditches with gradients 3% or less, flow velocities less than 6.5' per second. <i>Average Life: 60-90 Days</i>	8' x 112.5'	25
CO81125♦	Straw/Coconut 70%/30% - Two Sided Netting <i>Average Life: 18-36 Months</i>	8' x 112.5'	30
JS110♦	100% Coconut Blanket – Two Sided Netting	8' x 112.5'	30
FB125*	F4 Netless Blanket Natural - specifically for flats	78" x 90'	16
FB145*	Environet Blanket Natural - slopes & high wind	82" x 135'	16

\*Indicates Stocked Item      ♦Indicates Non-Stock Item

**Sediment Logs / Wattles**

Item #	Description	Size	Pcs / Bundle
SL102*	9" Straw Sediment Log / Wattle	9" x 25'	10
SL105♦	12" Straw Sediment Log/Wattle	12" x 20'	7
CM100*	8" Wood Chip Log/Wattle	8"x20'	-

\*Indicates Stocked Item      ♦Indicates Non-Stock Item

**Silt Fence**

Item #	Description	Size	Rolls / Pallet
H16*	Silt Fence-Erosion Barrier 8' on Center	3' x 100'	45

\*Indicates Stocked Item      ♦Indicates Non-Stock Item

**Erosion Control Fasteners**

Item #	Description	Pcs / Case	Cases / Pallet
STAPLE4*	4" Steel Landscape Staples	1000	60
STAPLE6*	6" Steel Landscape Staples	1000	50
CM200*	1.5" x 1.5" x 36" Wood Stakes for Logs/Wattles	-	-

\*Indicates Stocked Item      ♦Indicates Non-Stock Item

**Hay / Straw**

Item #	Description	Coverage	Bales/Pallet
B142*	Hay/Straw	25 sq ft at 3" deep	30

\*Indicates Stocked Item      ♦Indicates Non-Stock Item

**CALL FOR PRICING, AVAILABILITY AND ADDITIONAL INFORMATION.**

Gertens Landscape Project Desk: 651-239-1315 | P: 651.450.1501 | F: 651.239.1316 | E: questions@gertens.com | W: gertens.com

*\*Prices and availability are subject to change without notice.*



**Steel Landscape Edging**

Item #	Description	Size	Pcs / Bundle	Stakes / Piece	Stake Size	Minimum Radius
SE2*	Border Flex Black 10'	4" x 14ga. x 10'	20	4	3/16"x15"	18"
SE23*	Border Line Black 10'	4" x 1/8" x 10'	20	4	3/16"x15"	24"
SE230♦	Border Line Borcon 10'	4" x 1/8" x 10'	20	4	3/16"x15"	24"
SE24♦	Border Line Black 16'	4" x 1/8" x 16'	20	6	3/16"x15"	24"
SE240♦	Border Line Borcon 16'	4" x 1/8" x 16'	20	6	3/16"x15"	24"
SE35♦	Border Line Stretch Black 10'	6" x 1/8" x 10'	20	4	3/16"x15"	24"
SE350♦	Border Line Stretch Borcon 10'	6" x 1/8" x 10'	20	4	3/16"x15"	24"
SE29*	Border Guard Black 16'	4" x 3/16" x 16'	20	6	3/16"x15"	36"
SE290*	Border Guard Borcon 16'	4" x 3/16" x 16'	20	6	3/16"x15"	36"
SE40♦	Border Guard 6 Black 10'	6" x 3/16" x 10'	20	4	3/16"x15"	36"
SE400♦	Border Guard 6 Borcon 10'	6" x 3/16" x 10'	20	4	3/16"x15"	36"
SE42♦	Border Guard 6 Black 16'	6" x 3/16" x 16'	20	6	3/16"x15"	36"
SE420♦	Border Guard 6 Borcon 16'	6" x 3/16" x 16'	20	6	3/16"x15"	36"
SE30♦	Border King Black 10'	5" x 1/4" x 10'	20	6	3/16"x15"	72"
SE300♦	Border King Borcon 10'	5" x 1/4" x 10'	20	6	3/16"x15"	72"
SE31*	Border King Black 16'	5" x 1/4" x 16'	10	6	3/16"x15"	72"
SE310♦	Border King Borcon 16'	5" x 1/4" x 16'	10	6	3/16"x15"	72"
SE44♦	Border King 6 Black 10'	6" x 1/4" x 10'	20	4	3/16"x15"	72"
SE440♦	Border King 6 Borcon 10'	6" x 1/4" x 10'	20	4	3/16"x15"	72"
SE46♦	Border King 6 Black 16'	6" x 1/4" x 16'	10	4	3/16"x15"	72"
SE460♦	Border King 6 Borcon 16'	6" x 1/4" x 16'	10	4	3/16"x15"	72"
SE161*	Universal Corner Unit Black	-	-	-	-	-
SE1610*	Universal Corner Borcon	-	-	-	-	-
SE25*	Border Line / Guard End Unit Black	-	-	-	-	-
SE250*	Border Line / Guard End Unit Borcon	-	-	-	-	-
SE27*	Border Stake Black	15"		60 Stakes per Bag		
SE270*	Border Stake Borcon	15"		60 Stakes per Bag		
SE28♦	Border Super Stake Black	24"		60 Stakes per Bag		
SE280♦	Border Super Stake Borcon	24"		60 Stakes per Bag		
SE32*	Border Splicer Unit Black	-	-	-	-	-
SE320*	Border Splicer Unit Borcon	-	-	-	-	-

\*Indicates Stocked Item      ♦Indicates Non-Stock Item

**CALL FOR PRICING, AVAILABILITY AND ADDITIONAL INFORMATION.**

Gertens Landscape Project Desk: 651-239-1315 | P: 651.450.1501 | F: 651.239.1316 | E: questions@gertens.com | W: gertens.com

\*Prices and availability are subject to change without notice.

**Permaloc CleanLine Aluminum Landscape Edging**

Item #	Description	Pieces / Bundle	# Stakes	Stake Size
PL100♦	CleanLine 3" X 1/8" X 8' Mill Finish	15	3	12"
PL105♦	CleanLine 3" X 1/8" X 8' Black Duraflex	15	3	12"
PL200*	CleanLine 4" X 1/8" X 8' Mill Finish	15	3	12"
PL205*	CleanLine 4" X 1/8" X 8' Black Duraflex	15	3	12"
PL215♦	CleanLine 4" X 1/8" X 8' Bronze Duraflex	15	3	12"
PL210♦	CleanLine 4" X 1/8" X 8' Green Duraflex	15	3	12"
PL220♦	CleanLine 4" X 1/8" X 8' Black Anodized	15	3	12"
PL300♦	CleanLine 4" X 1/8" X 16' Mill Finish	15	5	12"
PL302♦	CleanLine 4" X 1/8" X 16' Black Duraflex	15	5	12"
PL306♦	CleanLine 4" X 1/8" X 16' Bronze Duraflex	15	5	12"
PL304♦	CleanLine 4" X 1/8" X 16' Green Duraflex	15	5	12"
PL308♦	CleanLine 4" X 1/8" X 16' Black Anodized	15	5	12"
PL225♦	CleanLine 4" X 3/16" X 8' Mill Finish	15	3	12"
PL230♦	CleanLine 4" X 3/16" X 8' Black Duraflex	15	3	12"
PL240♦	CleanLine 4" X 3/16" X 8' Bronze Duraflex	15	3	12"
PL235♦	CleanLine 4" X 3/16" X 8' Green Duraflex	15	3	12"
PL245♦	CleanLine 4" X 3/16" X 8' Black Anodized	15	3	12"
PL310*	CleanLine 4" X 3/16" X 16' Mill Finish	15	5	12"
PL315*	CleanLine 4" X 3/16" X 16' Black Duraflex	15	5	12"
PL325♦	CleanLine 4" X 3/16" X 16' Bronze Duraflex	15	5	12"
PL320♦	CleanLine 4" X 3/16" X 16' Green Duraflex	15	5	12"
PL330♦	CleanLine 4" X 3/16" X 16' Black Anodized	15	5	12"
PL250♦	CleanLine 5 1/2" X 1/8" X 8" Mill Finish	15	3	12"
PL255♦	CleanLine 5 1/2" X 1/8" X 8" Black Duraflex	15	3	12"
PL265♦	CleanLine 5 1/2" X 1/8" X 8" Bronze Duraflex	15	3	12"
PL260♦	CleanLine 5 1/2" X 1/8" X 8" Green Duraflex	15	3	12"
PL270♦	CleanLine 5 1/2" X 1/8" X 8" Black Anodized	15	3	12"
PL275♦	CleanLine 5 1/2" X 3/16" X 8' Mill Finish	15	3	12"
PL280♦	CleanLine 5 1/2" X 3/16" X 8' Black Duraflex	15	3	12"
PL290♦	CleanLine 5 1/2" X 3/16" X 8' Bronze Duraflex	15	3	12"
PL285♦	CleanLine 5 1/2" X 3/16" X 8' Green Duraflex	15	3	12"
PL295♦	CleanLine 5 1/2" X 3/16" X 8' Black Anodized	15	3	12"
PL335♦	CleanLine 5 1/2" X 1/8" X 16' Mill Finish	15	5	12"
PL340♦	CleanLine 5 1/2" X 1/8" X 16' Black Duraflex	15	5	12"
PL350♦	CleanLine 5 1/2" X 1/8" X 16' Bronze Duraflex	15	5	12"
PL345♦	CleanLine 5 1/2" X 1/8" X 16' Green Duraflex	15	5	12"
PL355♦	CleanLine 5 1/2" X 1/8" X 16' Black Anodized	15	5	12"
PL360♦	CleanLine 5 1/2" X 3/16" X 16' Mill Finish	15	5	12"
PL365♦	CleanLine 5 1/2" X 3/16" X 16' Black Duraflex	15	5	12"
PL375♦	CleanLine 5 1/2" X 3/16" X 16' Bronze Duraflex	15	5	12"
PL370♦	CleanLine 5 1/2" X 3/16" X 16' Green Duraflex	15	5	12"
PL380♦	CleanLine 5 1/2" X 3/16" X 16' Black Anodized	15	5	12"

Item #	Description	Pieces / Box	Stake Size
PL600*	CleanLine Stake Mill Finish	75	12"
PL605*	CleanLine Stake Black Duraflex	75	12"
PL615♦	CleanLine Stake Bronze Duraflex	75	12"
PL610♦	CleanLine Stake Green Duraflex	75	12"
PL620♦	CleanLine Stake Black Anodize	75	12"
PL625♦	CleanLine Stake Mill Finish	75	18"
PL630♦	CleanLine Stake Black Duraflex	75	18"
PL640♦	CleanLine Stake Bronze Duraflex	75	18"
PL635♦	CleanLine Stake Green Duraflex	75	18"
PL645♦	CleanLine Stake Black Anodize	75	18"

\*Indicates Stocked Item      ♦Indicates Non-Stock Item

**Permaloc Aluminum Paver Edging**

Item #	Description	Pcs/Bundle	Pcs / Pallet
PL400*	8' V-Trac Aluminum Paver Restraint	40	320

\*Indicates Stocked Item      ♦Indicates Non-Stock Item

**CALL FOR PRICING, AVAILABILITY AND ADDITIONAL INFORMATION.**



**Vinyl Landscape Edging-Alpha Omega**

Item #	Description	Pcs / Bundle
AO1*	Alpha Standard Edging 20' Strip Includes 4 Stakes & 1 Connector	10
AO2*	Alpha Edge (High Test) 20' Strip Includes 1 Connector	10

\*Indicates Stocked Item    ♦Indicates Non-Stock Item

**Vinyl Edging Accessories**

Item #	Description	Pcs / Case
90DEGREE	90° Angle Connector	25
CONNECTOR*	Individual Connector	100
ED4*	Individual Stake	200
STAKE KIT*	Individual Stake Kits (4 Stakes & 1 Connector)	10

\*Indicates Stocked Item    ♦Indicates Non-Stock Item

**Concrete Edging**

Item #	Description	Size	Layers / Plt	Lbs / Pallet	Pcs / Pallet
I702*	Bullet Edger Carmel	4" x 12 ¼" x 4"	5	2570	180
I7010*	Bullet Edger Beechwood	4" x 12 ¼" x 4"	5	2570	180
I704*	Bullet Edger Charcoal	4" x 12 ¼" x 4"	5	2570	180
I706*	Bullet Edger Buff	4" x 12 ¼" x 4"	5	2570	180
R855*	Granite Edger Bluestone	12" x 4" x 4"	5	2610	160
R860*	Granite Edger Santa Fe	12" x 4" x 4"	5	2610	160

\*Indicates Stocked Item    ♦Indicates Non-Stock Item

**Aluminum Paver Edging**

Item #	Description	Pcs/Bundle	Pcs / Pallet
PL400*	8' V-Trac Aluminum Paver Restraint	40	320

\*Indicates Stocked Item    ♦Indicates Non-Stocking Item

**Plastic Paver Edging**

Item #	Description	Dimensions	Pcs / Bundle	Pcs / Pallet
SNAP EDGE*	8' Snap Edge Plastic Paver Restraint	1 7/8"H x 2 7/8"W x 8'L	24	672
SNAP EDGE LP*	80" Low Profile Snap Edge Plastic Paver Restraint	1 3/8"H x 2 7/8"W x 8'L	24	672
AL150*	8' Gator Edge Paver Restraint	1 3/4" H x 2 5/8" W x 8'L	24	672
AL155*	8' Gator Tile Edging	5/8" H x 2 1/4" W x 8'L	N/A	N/A
PAVETECH7R*	7' Rigid Pave Edge Plastic Paver Restraint	1.7"H x 3.7"W x 7'L	12	288
PAVETECH7F*	7' Flexible Pave Edge Plastic Paver Restraint	1.2"H x 2.2"W x 7'L	12	300

\*Indicates Stocked Item    ♦Indicates Non-Stocking Item

**Concrete Paver Edging**

Item #	Description	Weight / Bag
SEK130*	Edgecrete Paver Edging <i>Ideal for open grade and permeable paver applications.</i>	50 lb Bag

\*Indicates Stocked Item    ♦Indicates Non-Stocking Item

**Timber Spikes**

Item #	Description	Weight / Case	Cases / Pallet
SPIKE10*	10" Timber Spike	50 lbs	48
SPIKE12*	12" Timber Spike	50 lbs	48

\*Indicates Stocked Item    ♦Indicates Non-Stocking Item

**Paver Base & Accessories**

Item #	Description
EZBASE*	EZ Base 20" x 36" Paver Base (5.15 SF)
GBASE*	Gator Base 24" x 36" Paver Base (6 SF)
GSCREW*	Gator Screw Box of 50

\*Indicates Stocked Item    ♦Indicates Non-Stocking Item

**CALL FOR PRICING, AVAILABILITY AND ADDITIONAL INFORMATION.**

Gertens Landscape Project Desk: 651-239-1315 | P: 651.450.1501 | F: 651.239.1316 | E: questions@gertens.com | W: gertens.com

\*Prices and availability are subject to change without notice.

**9" Drainage System**

Item #	Description
NDS980*	9" x 9" Plastic Grate - Black
NDS990*	9" x 9" Plastic Grate - Green
63059822*	9" x 9" Plastic Downspout Defender Grate - Black

\*Indicates Stocked Item      ♦Indicates Non-Stocking Item

**12" Drainage System**

Item #	Description
181696*	12" x 12" Plastic Grate - Black
NDS1212*	12" x 12" Plastic Grate - Green
63055688*	12" x 12" Plastic Downspout Defender Grate - Black

\*Indicates Stocked Item      ♦Indicates Non-Stocking Item

**Complete Drain Box Kits**

Item #	Description
305893*	(1) 9 x 9" Catch Basin with 2 Outlets, (1) 6" Universal Plastic Plug, (2) 3 x 4" Universal Locking Plastic Plug and (1) 9" x 9" Green or Black Plastic Grate
172954*	(1) 12 x 12" Catch Basin with 2 Outlets, (1) 6" Universal Plastic Plug, (2) 3" x 4" Universal Locking Plastic Plug and (1) 12" x 12" Green or Black Plastic Grate

\*Indicates Stocked Item      ♦Indicates Non-Stocking Item

**Emitters**

Item #	Description
247244*	3-4" Pop Up Emitter with Elbow and Corrugated Pipe Adapter -Green

\*Indicates Stocked Item      ♦Indicates Non-Stocking Item

**Drain Tile**

Item #	Description
DT10*	4" x 100' Heavy Duty Non - Perforated Flow Tube
DT1*	4" x 100' Heavy Duty Perforated Flow Tube
DT2*	4" x 100' Heavy Duty Perforated Flow Tube w/ Sock
DT7*	4" X 10' Heavy Duty Non - Perforated Flow Tube
DT8*	4" X 10' Heavy Duty Perforated Flow Tube
DT3*	4" Internal Coupler
DT4*	4" Tee
DT5*	4" Wye
DT6*	4" Internal End Cap
DT61*	4" 90° Elbow
DT62*	2" x 3" x 4" Downspout Adapter
DT9♦	6" x 10' ProForm Drain Tile
DT92♦	6" ProForm Coupler
DT93♦	6" ProForm End Cap

\*Indicates Stocked Item      ♦Indicates Non-Stocking Item

**Grates**

Item #	Description
NDS06S*	6" Square Plastic Grate Sand
251493*	6" Square Plastic Grate Black
NDS6*	6" Square Plastic Grate Gray
NDS5*	6" Square Plastic Grate Green
SRW300*	Wall Drain Pro Black
SRW302*	Wall Drain Pro Tan
SRW304*	Wall Drain Pro Gray

\*Indicates Stocked Item      ♦Indicates Non-Stocking Item

**CALL FOR PRICING, AVAILABILITY AND ADDITIONAL INFORMATION.**

Gertens Landscape Project Desk: 651-239-1315 | P: 651.450.1501 | F: 651.239.1316 | E: questions@gertens.com | W: gertens.com

\*Prices and availability are subject to change without notice.



## Lawn & Garden Equipment Rental

### Brown Bed Edger

Available at the following location(s): Inver Grove Heights



Description	Item #	Rental Rates			
		Minimum Rate	24 Hours	Week	Month
Brown Bed	LG-991	\$100	\$150	\$600	\$1,800
Root Pruner Knife	AT-020	\$20	\$30	\$80	\$230
Bed Master Blade	AT-021	\$20	\$30	\$80	\$230
Trenching Blade	AT-018	\$20	\$30	\$80	\$230

Install edging fast and simple with this power bed edger, up to 30 feet per minute. The trencher digs up to 9" down and 1/2" to 9" wide and piles the soil neatly next to the trench for easy back-filling. It weighs 175 lbs. Three blade options available, Root Pruner (1/2" wide) , Trenching Blade (3" x 12") and Bed Master (7" Angle). Unit rental comes with one blade option.

### Ox Brush Cutter

Available at the following location(s): Inver Grove Heights



Description	Item #	Rental Rates			
		Minimum Rate	24 Hours	Week	Month
Ox Brush Cutter	LG-OX	\$100	\$150	\$350	\$1,525

•HONDA GX 390 (13HP) Electric or Recoil start • QUADRO CUT Blade Assembly with Stump Jumper • Width of cut 26" -- Adjustable cutting height • Minimum cutting height 2" • Blade tip speed 150 MPH • 129 Blade strikes per second • Blades sharpened both sides and ends for interchangeability and double life • 1/2" Cutting chip width • Cut up to 3" diameter brush and saplings • 1" diameter blade spindle • Sealed industrial grade bearings

### 12" Manual Sod Cutter

Available at the following location(s): Inver Grove Heights



Description	Item #	Rental Rates			
		Minimum Rate	24 Hours	Week	Month
Manual Sod Cutter	LG-SOD	\$20	\$35	\$180	\$530

Easy to use and removes sod in nice, even strips without removing too much soil. The roller sits on top of the ground while the blade cuts the top roots of the sod. The cross bar is steel to avoid breaking.

### Ryan Sod Cutters

Available at the following location(s): Inver Grove Heights



Description	Item #	Rental Rates			
		Minimum Rate	24 Hours	Week	Month
12" Ryan Sod Cutter	LG-R12	\$70	\$130	\$405	\$1,195
18" Ryan Sod Cutter	LG-SCR	\$80	\$140	\$415	\$1,205

Advanced technology vibration isolation with pneumatic rear caster wheel with lockout reduce hand/arm vibrations up to 75% which makes it easy to cut turf on curved landscapes. It has an adjustable cutting depth of 2.5" and can cut up to 135 ft per minute. The dimensions are: 25" x 53" x 40" and it weighs 375lbs.

### Mantis Gas Tiller

Available at the following location(s): Inver Grove Heights



Description	Item #	Rental Rates			
		Minimum Rate	24 Hours	Week	Month
Mantis Tiller	LG-MAN	\$30	\$55	\$155	\$605

This small residential use tiller is narrow and fits into small spaces with great ease. It tills 9" wide and up to 10" depth and weighs just 20 lbs.

### Wheelbarrows

Available at the following location(s): Inver Grove Heights



Size	Item #	Rental Rates			
		Minimum Rate	24 Hours	Week	Month
10 Cubic Feet	LG-10C	\$15	\$30	\$80	\$230
6 Cubic Feet	LG-6CU	\$15	\$30	\$80	\$230

**Lawn & Garden Equipment Rental**

**Billy Goat Overseeder/Slit Seeder**

Available at the following location(s): Inver Grove Heights



Description	Item #	Rental Rates			
		Minimum Rate	24 Hours	Week	Month
BG Overseeder	LG-OSW	\$85	\$150	\$305	\$905

The Billy Goat OS overseeder has the seed box located in front of the verti-slicing blades. Self-Propelled - It has a Honda 4 cycle 9 hp engine. The dimensions are: 36" x 35" x 43" and it weighs 314 lbs. It has a 20" seeding width and can hold 20 lbs of seed.

**Ryan Mataway Overseeder**

Available at the following location(s): Inver Grove Heights



Description	Item #	Rental Rates			
		Minimum Rate	24 Hours	Week	Month
Mataway Overseeder	LG-MSS	\$80	\$160	\$640	\$1,920

• Model #544873D • 4-Cycle Honda GX390 • Recoil Start • 35.5"W x 50"L x 44"H

**Buckthorn Puller**

Available at the following location(s): Inver Grove Heights



Description	Item #	Rental Rates			
		Minimum Rate	24 Hours	Week	Month
Buckthorn Puller	LG-BUC	\$20	\$40	\$130	\$305

The Extractigator will work on most woody stem plants from paper thin up to 2" in diameter.

**Spreaders**

Available at the following location(s): Inver Grove Heights



Description	Item #	Rental Rates			
		Minimum Rate	24 Hours	Week	Month
Towable	LG-SPR	\$15	\$25	\$65	\$185
Walk Behind	LG-SPP	\$15	\$25	\$65	\$155

Easily and evenly broadcast seed and fertilizer. The towable spreader is good to use for larger applications. Rental is free for the *walk behind spreader* when purchasing fertilizer in-store.

**48" Billy Goat Aerator Tow 6**

Available at the following location(s): Inver Grove Heights



Description	Item #	Rental Rates			
		Minimum Rate	24 Hours	Week	Month
Towable Aerator	LG-AET	\$85	\$120	\$350	\$1,030

This aerator has a 3" tine depth. This aerator has a 15 hp minimum towing requirement.

**Billy Goat Walk Behind AE401 Aerator**

Available at the following location(s): Inver Grove Heights



Description	Item #	Rental Rates			
		Minimum Rate	24 Hours	Week	Month
Walk Behind Aerator	LG-AEW	\$85	\$115	\$445	\$1,325

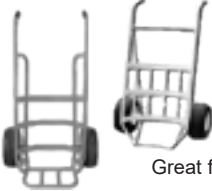
Great to core aerate the lawn. This aerator has 30 coring tines that are 2.75" deep and creates 9 plugs per square foot with an aerating pattern of 3.75" x 7". It aerates up to 29,000 sq ft per hour with a 19" aerating width. Weight: 290 lbs.



## Lawn & Garden Equipment Rental

**Tree & Shrub Carts**

Available at the following location(s): Inver Grove Heights




Rental Rates						
Description	Item #	Minimum Rate	24 Hours	Week	Month	
30" Orange	LG-BAH	\$35	\$65	\$185	\$545	
24" Yellow	LG-BAL	\$35	\$65	\$185	\$545	

Great for moving large potted and B&B trees and 18" to 24" boulders. Can move up to 500 lbs.

**Lawn Rollers**

Available at the following location(s): Inver Grove Heights




Rental Rates						
Description	Item #	Minimum Rate	24 Hours	Week	Month	
48" Towable	LG-ROL	\$25	\$45	\$205	\$600	
24" Walk Behind	LG-RLL	\$20	\$40	\$105	\$315	

Great for smoothing and leveling soil. The towable lawn roller works great for larger areas.

**Billy Goat Walk Behind Force Blower**

Available at the following location(s): Inver Grove Heights




Rental Rates						
Description	Item #	Minimum Rate	24 Hours	Week	Month	
BG Blower	LG-BLO	\$55	\$95	\$305	\$905	

A lightweight, quiet and durable wheeled blower, great for blowing leaves and debris.

**Billy Goat KV650H Lawn Vacuum**

Available at the following location(s): Inver Grove Heights




Rental Rates						
Description	Item #	Minimum Rate	24 Hours	Week	Month	
BG Lawn Vacuum	LG-VAC	\$35	\$80	\$305	\$905	

Great to remove leaves and grass clippings from your lawn. Use with Felt Bag to catch yard waste.

**Billy Goat Walk Behind Power Rake / Dethatcher**

Available at the following location(s): Inver Grove Heights




Rental Rates						
Description	Item #	Minimum Rate	24 Hours	Week	Month	
Power Rake / Dethatcher	LG-PRW	\$80	\$120	\$375	\$1,125	

The PR550 efficiently removes matted thatch from turf in 20" passes, and its rugged design withstands the most demanding use.  
 Engine Brand: Honda Displacement (cc): 162 Weight (lbs.): 158 Width (in.): 26.5  
 Depth Adjustment : .125 with up to .5 adj. for blade wear Model Number: PR550H  
 Number of Blades: 20 Flail Length (in.): 45.5 Productivity: 13,000 Depth: Infinite

**Little Wonder Leaf Truckloader**

Available at the following location(s): Inver Grove Heights




Rental Rates						
Description	Item #	Minimum Rate	24 Hours	Week	Month	
Little Wonder Leaf Truckloader	LG-LIT	\$115	\$225	\$900	\$2,700	

• 5 yard capacity • 29HP • Tow-Behind • 2 5/16" Ball & hitch • 7-way RV Plug • Model # 82965-04-01

**Turbo Turf Hydro Seeder**


Available at the following location(s): Inver Grove Heights



Rental Rates						
Description	Item #	Minimum Rate	24 Hours	Week	Month	
Turbo Turf Hydro Seeder	LG-100	\$75	\$100	\$400	\$1,200	






**Turf Maker 700 Hydraulic Hydro Seeder**

Available at the following location(s): Inver Grove Heights









Rental Rates						
Description	Item #	Minimum Rate	24 Hours	Week	Month	
Turfmaker 700 Hydraulic Hydro Seeder	LG-700	\$130	\$255	\$805	\$2,405	

## Construction Equipment Rental

Paver Clamp/Band Mover						
Available at the following location(s): Inver Grove Heights						
	Rental Rates					
	Description	Item #	Minimum Rate	24 Hours	Week	Month
	Paver Clamp/Band Mover	CE-CLP	\$30	\$45	\$185	\$605
PaveTech Airlift 1-Man Backpack						
Available at the following location(s): Inver Grove Heights						
	Rental Rates					
	Description	Item #	Minimum Rate	24 Hours	Week	Month
	PaveTech Airlift Backpack	CE-AIR	\$80	\$100	\$400	\$1,200
	Vacuum Plate 10" x 10"	AT-10	\$15	\$30	\$120	\$360
	Vacuum Plate 3" x 11"	AT-311	\$15	\$30	\$120	\$360
Designed to make lifting and moving slabs, pavers and porcelain tiles easy, safe and more ergonomic. • Electric • Rental of Airlift includes a 5" x 5" plate						
Pave Tech 2-Man Paver Vacuum						
Available at the following location(s): Inver Grove Heights						
	Rental Rates					
	Description	Item #	Minimum Rate	24 Hours	Week	Month
	PaveTech 2-Man Power Vacuum	CE-VAC	\$100	\$140	\$560	\$1,680
	110 LB Vacuum Plate	AT-195	\$25	\$45	\$180	\$540
	210 LB Vacuum Plate	AT-200	\$25	\$45	\$180	\$540
	330 LB Vacuum Plate	AT-210	\$25	\$45	\$180	\$540
Designed to make lifting and moving slabs and pavers easy, safe and more ergonomic. • Electric						
Hilti TE1000 Concrete Breaker & Chisels						
Available at the following location(s): Inver Grove Heights						
	Rental Rates					
	Description	Item #	Minimum Rate	24 Hours	Week	Month
	TE1000	CE-TE1	\$80	\$100	\$305	\$905
	Chisel Hilti 1 1/4" Wide	TE-1C1	\$10	\$10	\$15	\$40
	Chisel Hilti 2" Wide Flat	TE-1C2	\$10	\$15	\$25	\$55
	Chisel Hilti 3 1/8" Wide Flat	TE-1C3	\$12	\$20	\$40	\$85
	Chisel Hilti Pointed 19"	TE-1PC	\$10	\$10	\$15	\$35
Hilti TE3000 Concrete Breaker with Cart*						
Available at the following location(s): Inver Grove Heights						
	Rental Rates					
	Description	Item #	Minimum Rate	24 Hours	Week	Month
	TE3000	CE-TE3	\$125	\$165	\$645	\$1,925
	Mason Drill Bit 1/2" x 14" SDS	TE-001	\$10	\$15	\$35	\$95
	Mason Drill Bit 5/8" x 14" SDS	TE-002	\$10	\$15	\$35	\$95
	Mason Drill Bit 3/4" x 13" SDS	TE-003	\$10	\$15	\$35	\$95
	Mason Drill Bit 3/4" x 21" SDS	TE-004	\$10	\$15	\$35	\$95
	Mason Drill Bit 7/8" x 13" SDS	TE-005	\$10	\$15	\$35	\$95
	Mason Drill Bit 7/8" x 21" SDS	TE-006	\$10	\$15	\$35	\$95
	Mason Drill Bit 1" x 13" SDS	TE-007	\$10	\$15	\$35	\$95
	Mason Drill Bit 1" x 21" SDS	TE-008	\$10	\$15	\$35	\$95
	Mason Drill Bit 1 1/4" x 23" SDS	TE-009	\$10	\$15	\$35	\$95
*All attachments for the TE3000 are included with rental of the TE3000 and are stored in the cart.						




## Construction Equipment Rental

<b>Yellow Fence Post Driver</b>						
Available at the following location(s): Inver Grove Heights						
	<b>Rental Rates</b>					
	<b>Description</b>	<b>Item #</b>	<b>Minimum Rate</b>	<b>24 Hours</b>	<b>Week</b>	<b>Month</b>
	Yellow Post Driver	CE-FPD	\$10	\$20	\$35	\$95
Quickly and easily drives posts into the ground.						
<b>Hand Tamper</b>						
Available at the following location(s): Inver Grove Heights						
	<b>Rental Rates</b>					
	<b>Description</b>	<b>Item #</b>	<b>Minimum Rate</b>	<b>24 Hours</b>	<b>Week</b>	<b>Month</b>
	10" x 10"	CE-HAT	\$15	\$20	\$35	\$95
8" x 8"	CE-TAH	\$15	\$20	\$35	\$95	
Great for compacting small areas.						
<b>Toro Jumping Jack Rammer/Compactor</b>						
Available at the following location(s): Inver Grove Heights						
	<b>Rental Rates</b>					
	<b>Description</b>	<b>Item #</b>	<b>Minimum Rate</b>	<b>24 Hours</b>	<b>Week</b>	<b>Month</b>
	Jumping Jack	HE-JUM	\$80	\$155	\$455	\$1,505
Great for compacting small to large areas. Compacts greater depths than a plate compactor. Max Rated Operating Engine Speed: 4200 rpm Dimensions: 14" x 27" x 38", Weight: 140 lbs Running Time: 2.5 hrs before refueling.						
<b>Wacker Plate Compactor</b>						
Available at the following location(s): Inver Grove Heights						
	<b>Rental Rates</b>					
	<b>Description</b>	<b>Item #</b>	<b>Minimum Rate</b>	<b>24 Hours</b>	<b>Week</b>	<b>Month</b>
	Wacker	CE-WAC	\$40	\$85	\$245	\$725
Great for compacting soil, base material, and pavers. Comes with wheel kit. Engine: Honda GX 160 Max Rated Operating Speed: 3,600 rpm Operating Weight: 205 lbs Dimensions: 35" x 20" x 38"						
<b>Weber Roller Compactor - VPR 700 Paver Roller</b>						
Available at the following location(s): Inver Grove Heights						
	<b>Rental Rates</b>					
	<b>Description</b>	<b>Item #</b>	<b>Minimum Rate</b>	<b>24 Hours</b>	<b>Week</b>	<b>Month</b>
	Weber Roller	CE-ROL	\$75	\$125	\$250	\$1,000
Ideal for compacting large-size slabs and paving stones. Allows for exceptionally gentle compacting. Efficient operation even in cramped spaces. Optimal weight distribution across PU rollers. Prevents shifting, cracking, and chipping. Minimizes dust from compacting polymeric jointing sands. Rubber Coated Rollers protect the surface of the installed material. Engine: Honda GX 160 Operating Weight: 386 lbs Operating Width: 28.4" *Regular unleaded gas						
<b>Toro Heavy Plate Compactor</b>						
Available at the following location(s): Inver Grove Heights						
	<b>Rental Rates</b>					
	<b>Description</b>	<b>Item #</b>	<b>Minimum Rate</b>	<b>24 Hours</b>	<b>Week</b>	<b>Month</b>
	Heavy Plate Compactor	CE-PLA	\$80	\$130	\$505	\$1,505
The RP-700 Reversible Plate is the all-purpose compactor, perfect for large or small contractors and excellent for soil, sand, or asphalt conditions. Its size and force make it ideal for narrow trenches, confined area site preparation for foundations, walls, backfills, landscaping, curbs, and paths. Dimensions: 20" x 30" (500 x 750 mm) Plate Size Force: 7,194 lbs Centrifugal Force Engine: Honda GX200 Speeds: 72 ft/min Vibration Frequency: 5,400 (vibrations/min) - 90 Hz Weight: 463 lbs						

## Construction Equipment Rental

### 14" K3000 Wet Electric Saw

Available at the following location(s): Inver Grove Heights




Rental Rates						
Description	Item #	Minimum Rate	24 Hours	Week	Month	
14" Wet Electric Saw	CE-300	\$55	\$85	\$280	\$830	

A powerful, versatile electric cutter with wet cutting kit. Makes it possible to do smaller cutting jobs indoors with a minimum of dust and slurry. This saw has a 120 v electric engine and weighs 19 lbs. The blade diameter is 14" with a max. cutting depth of 5".  
**DO NOT USE TO CUT WOOD!**

---

### 14" Husqvarna Gas Cut Off Saw K770

Available at the following location(s): Inver Grove Heights




Rental Rates						
Description	Item #	Minimum Rate	24 Hours	Week	Month	
Gas Cut Off Saw	CE-770	\$40	\$60	\$230	\$705	

Use to cut concrete pavers and walls, and clay brick. The K-770 is outfitted with a 5 hp X-Torq® engine that reduces emissions up to 75% and lowers fuel consumption by 20%. The blade diameter is 14" and the max cutting depth is 5". The saw weighs 22 lbs.  
**DO NOT USE TO CUT WOOD!**

---

### Norton Clipper Wet Table Saw

Available at the following location(s): Inver Grove Heights




Rental Rates						
Description	Item #	Minimum Rate	24 Hours	Week	Month	
Norton Clipper Wet Table Saw	CE-BBN	\$50	\$65	\$260	\$1,040	

• Model: BBM158 • Power: 2 hp • Voltage: 115/230 V • Full Load Amps: 15 amps • 14" Blade Capacity • Depth of Cut: 5" • Arbor: 1" • Blade Shaft RPM: 2,800 RPM • Dimensions: 31½" x 18" x 27 ¾"  
**DO NOT USE TO CUT WOOD!**

---

### Bobcat E26 Compact Excavator

Available at the following location(s): Inver Grove Heights




Rental Rates						
Description	Item #	Minimum Rate	24 Hours	Week	Month	
Bobcat E26	HE-BOB	\$205	\$330	\$1,955	\$8,505	

The Bobcat® E26 compact excavator (mini excavator) features minimal tail swing to reduce the risk of damage to your machine and surrounding objects and easily maneuvers established lawns, crowded jobsites and sensitive surfaces.

---

### Toro TRX Trencher - 24" Track Trencher

Available at the following location(s): Inver Grove Heights




Rental Rates						
Description	Item #	Minimum Rate	24 Hours	Week	Month	
TRX Trencher	HE-TRX	\$105	\$180	\$705	\$2,105	
TRX/STX Trailer	TR-TXX	\$25	\$35	\$95	\$275	
2" Ball & Pin	AT-2	\$10	\$15	\$45	\$165	

TRX Trencher can trench up to 24" deep and 6" wide.  
 Requirements and Restrictions for the TRX/STX Trailer:  
 • Maximum weight of 2,000 lbs • 2" Ball & Receiver • 4 Prong Light Adapter

---

### Toro STX Stump Grinder

Available at the following location(s): Inver Grove Heights



Rental Rates						
Description	Item #	Minimum Rate	24 Hours	Week	Month	
Toro STX	HE-STX	\$125	\$180	\$530	\$1,580	
TRX/STX Trailer	TR-TXX	\$25	\$35	\$95	\$275	
2" Ball & Pin	AT-2	\$10	\$15	\$45	\$165	

Works great for larger trees. Fits easily through standard 36" gates. Track design allows for zero turn capability. Full hydraulic operation. Can cut 12.5 inches below grade, Can cut 33 inches above grade, 47.5 inch arc head swing, 1150 pound weight.  
 Requirements and Restrictions for the TRX/STX Trailer: • Maximum weight of 2,000 lbs • 2" Ball & Receiver • 4 Prong Light Adapter



## Construction Equipment Rental

### Ground Hog Two Man Earth Drill & Auger Bits

Available at the following location(s): Inver Grove Heights



Description	Item #	Rental Rates			
		Minimum Rate	24 Hours	Week	Month
2 Man Earth Drill	CE-2AU	\$95	\$155	\$405	\$1,205
6" Auger Bit	AT-019	\$15	\$25	\$60	\$65
8" Auger Bit	AT-002	\$15	\$25	\$65	\$185
10" Auger Bit	AT-001	\$15	\$25	\$85	\$245

### One Man Auger

Available at the following location(s): Inver Grove Heights



Description	Item #	Rental Rates			
		Minimum Rate	24 Hours	Week	Month
One Man Auger	CE-1AU	\$85	\$145	\$395	\$1,195
2" Auger Bit	AT-800	\$15	\$25	\$60	\$185
4" Auger Bit	AT-801	\$15	\$25	\$60	\$185

Model: M240H

### Eliet Super Prof 2000 Cross Country Wood Chipper

Available at the following location(s): Inver Grove Heights



Description	Item #	Rental Rates			
		Minimum Rate	24 Hours	Week	Month
Eliet Wood Chipper	CE-CHI	\$85	\$155	\$605	\$2,705

The Super Prof 2000 chips small twigs and brush with a maximum diameter of 4 3/4" into small pieces. This powerful 20" wide in-feed roller boosts your efficiency to astronomical heights. All you need to do is feed in the wood, the machine itself draws in the wood at a speed of 65 feet per minute. If a trailer is needed to haul, request the dingo trailer from Gertens Rental.

### Natural Stone Splitter

Available at the following location(s): Inver Grove Heights



Description	Item #	Rental Rates			
		Minimum Rate	24 Hours	Week	Month
Natural Stone Splitter	CE-NAT	\$60	\$100	\$430	\$1,305

Hydraulic natural stone splitter splits stone, stone slab masonry pavers, precast block and brick up to 8.25H x 24.5W 40,000 LB splitting force .75" x 5" Ground and Case Harden Tool Steel Blades Modular Design Portable hand cart wheels.  
Throat opening 8.25" HIGH by 24.5" WIDE Weight 400 lbs.

### Avant 528 Mini Loader

Available at the following location(s): Inver Grove Heights



Description	Item #	Rental Rates			
		Minimum Rate	24 Hours	Week	Month
Avant 528 Mini Loader	HE-AVT	\$125	\$170	\$680	\$2,040

Lifts and handles heavy loads with precise maneuverability. Uses diesel fuel. Dimensions: 8.43' L x 3.77'W x 6.5'H.  
*Avant bucket included with rental of the Avant 528 Mini Loader, other attachments available at additional fees.*

### Avant Accessories

Available at the following location(s): Inver Grove Heights



Description	Item #	Rental Rates			
		Minimum Rate	24 Hours	Week	Month
Avant Bucket	AT-AVB	\$45	\$90	\$360	\$1,080
Avant Forks	AT-AVT	\$45	\$90	\$360	\$1,080
Avant Grapple	AT-AVG	\$75	\$100	\$400	\$1,000

## Trailer Rental

### Croft Utility Trailer with Gate

Available at the following location(s): Inver Grove Heights, Eagan RES



Description	Item #	Rental Rates			
		Minimum Rate	24 Hours	Week	Month
Croft Trailer	TR-UTL	\$35	\$45	\$135	\$395
2" Ball & Pin	AT-2	\$10	\$15	\$45	\$165

Rear double doors swing open and slide in ramps make loading and unloading a cinch. Can haul up to 1.5 tons and hauls up to 4 Cubic Yards of Mulch

Requirements and Restrictions: • Maximum weight of 3,000 • 2" Ball & Receiver • 4 Prong Light Adapter

### Baretto 3x4 Utility Trailer

Available at the following location(s): Inver Grove Heights



Description	Item #	Rental Rates			
		Minimum Rate	24 Hours	Week	Month
Baretto Trailer	TR-BAR	\$20	\$30	\$80	\$230
2" Ball & Pin	AT-2	\$10	\$15	\$45	\$165

Haul small equipment like aerators, trenchers, or compactors, up to 1,000 lbs. Each trailer comes with a special locking attachment for all Barreto tillers and trenchers.

Requirements and Restrictions: • 1/2 Ton Vehicle • Maximum weight of 1,000 • 2" Ball & Receiver • 4 Prong Light Adapter

### TRX/STX Trailer for Trencher or Stump Grinder

Available at the following location(s): Inver Grove Heights



Description	Item #	Rental Rates			
		Minimum Rate	24 Hours	Week	Month
TRX/STX Trailer	TR-TXX	\$25	\$35	\$95	\$275
2" Ball & Pin	AT-2	\$10	\$15	\$45	\$165

Used to haul Toro TRX Trencher, or Toro STX Stump Grinder

Requirements and Restrictions: • Maximum weight of 2,000 lbs • 2" Ball & Receiver • 4 Prong Light Adapter

### Felling Trailer for Dingo and Attachments

Available at the following location(s): Inver Grove Heights



Description	Item #	Rental Rates			
		Minimum Rate	24 Hours	Week	Month
Dingo Trailer	TR-DIN	\$35	\$45	\$135	\$395
2" Ball & Pin	AT-2-01	\$10	\$15	\$45	\$165
2 5/16" Ball & Pin	AT-256-02	\$10	\$15	\$45	\$165

Great for a hauling a Dingo and up to 4 attachments.

Requirements and Restrictions: • Maximum weight of 5,500lbs • 2 5/16" and 2" Ball & Receiver • 7-Way RV Plug



## Dump Trailer Rental

### Felling FT 10DT Drop Deck Trailer/Double Axle Felling Dump Trailer

Available at the following location(s): Inver Grove Heights, Eagan RES



Description	Item #	Rental Rates			
		Minimum Rate	24 Hours	Week	Month
Double Axle Felling Dump Trailer	TR-F10	\$55	\$100	\$275	\$980
2 5/16" Ball & Pin	AT-256	\$10	\$15	\$45	\$165

Can haul 7,000 lbs. Will haul about 3 cubic yards of soil, 6 cubic yards of mulch or 3 yards rock. Comes with hydraulic dump, tool storage, and power brakes. Ramp included and stored within the trailer for hauling equipment.

Requirements and Restrictions: • 3/4 Ton Vehicle • Maximum weight of 7,000 lbs • 2 5/16" Ball & Receiver • 7-Way RV Plug  
• Width 80" x Deck Length 10' x Height 24" • Tandem Axel • Dual Electrical Brakes • Electric Brake Controller

### Air Tow 3D Dump Trailer

Available at the following location(s): Inver Grove Heights



Description	Item #	Rental Rates			
		Minimum Rate	24 Hours	Week	Month
Air Tow Dump Trailer	TR-AIR	\$60	\$95	\$365	\$1,555
2 5/16" Ball & Pin	AT-256	\$10	\$15	\$45	\$165

This trailer cannot be used to haul boulders of any size.

Can haul up to 8,000 lbs. Will haul about 4.5 cubic yards of mulch, 3 cubic yards of rock, and 4 cubic yards of soil. Lowers to the ground to easily load and haul equipment.

Requirements and Restrictions: • 3/4 Ton Vehicle • Maximum weight of 8,000 lbs • 2 5/16" Ball & Receiver • 7-Way RV Plug  
• Width 6'2" x Deck Length 10' 8" x Height 24" • Tandem Axel • Dual Electrical Brakes • Electric Brake Controller

### Dump Trailer for SUV

Available at the following location(s): Inver Grove Heights, Eagan RES



Description	Item #	Rental Rates			
		Minimum Rate	24 Hours	Week	Month
Dump Trailer for SUV	TR-SUV	\$35	\$55	\$255	\$755
2" Ball & Pin	AT-2	\$10	\$15	\$45	\$165

Easily pulled behind a standard SUV or small pick-up. Can haul up to 1,000 lbs.

Requirements and Restrictions: • Sport Utility Vehicle • Maximum weight of 1,000 lbs • 2" Ball & Receiver • 4 Prong Light Adapter

### Felling 5x8 Single Axel Dump Trailer

Available at the following location(s): Inver Grove Heights



Description	Item #	Rental Rates			
		Minimum Rate	24 Hours	Week	Month
Felling Dump Trailer	TR-DUM	\$45	\$65	\$280	\$830
2 5/16" Ball & Pin	AT-256	\$10	\$15	\$45	\$165

Will haul about 1.5 cubic yards of soil, 2 cubic yards of mulch or 1.5 yards of rock. Great for a wide range of landscape jobs. Comes with hydraulic dump, tool storage, and power brakes.

Requirements and Restrictions: • 1/2 Ton Vehicle • Maximum weight of 4,500 lbs • 2 5/16" Ball & Receiver • 7-Way RV Plug

### Sure Trac 5x8 Dump Trailer

Available at the following location(s): Eagan RES










Description	Item #	Rental Rates			
		Minimum Rate	24 Hours	Week	Month
Dump Trailer 5x8 Sure Trac	TR-SUS	\$45	\$65	\$280	\$830
2 5/16" Ball & Pin	AT-256	\$10	\$15	\$45	\$165

Will haul about 1.5 cubic yards of soil, 3-4 cubic yards of mulch, 1.25 cubic yards of rock. Great for a wide range landscape jos. Comes with hydraulic dump, tool storage and power brakes.

Requirements and Restrictions: • 1/2 Ton Vehicle • Maximum weight of 3,000 lbs • 2 5/16" Ball & Receiver • 7-Way RV Plug

## Dingo Attachment Rental


	<h3>Toro Dingo TX 427 Wide Track</h3> <p>Available at the following location(s): Inver Grove Heights</p> <table border="1" style="width: 100%; border-collapse: collapse;"> <thead> <tr> <th colspan="7" style="text-align: center;">Rental Rates</th> </tr> <tr> <th style="width: 30%;">Description</th> <th style="width: 10%;">Item #</th> <th style="width: 15%;">Minimum Rate</th> <th style="width: 10%;">24 Hours</th> <th style="width: 10%;">Week</th> <th style="width: 10%;">Month</th> <th style="width: 15%;"></th> </tr> </thead> <tbody> <tr> <td>Dingo TX 427 Dingo</td> <td>HE-DIN</td> <td>\$125</td> <td>\$165</td> <td>\$645</td> <td>\$1,925</td> <td></td> </tr> </tbody> </table> <p>Rental of the Dingo comes with 4ft<sup>3</sup> bucket at no charge. Ride on attachment available upon request and reservation. Can lift up to 700lbs Measurements: 46.1"H x 41"W x 92" L with bucket / 70.7" without bucket Track: 96.6" x 9.5" Track Width: 41". Weight: 1,990lbs <b>Gas powered</b></p>	Rental Rates							Description	Item #	Minimum Rate	24 Hours	Week	Month		Dingo TX 427 Dingo	HE-DIN	\$125	\$165	\$645	\$1,925																													
Rental Rates																																																		
Description	Item #	Minimum Rate	24 Hours	Week	Month																																													
Dingo TX 427 Dingo	HE-DIN	\$125	\$165	\$645	\$1,925																																													
	<h3>Toro Dingo TX 1000 Narrow Track</h3> <p>Available at the following location(s): Inver Grove Heights</p> <table border="1" style="width: 100%; border-collapse: collapse;"> <thead> <tr> <th colspan="7" style="text-align: center;">Rental Rates</th> </tr> <tr> <th style="width: 30%;">Description</th> <th style="width: 10%;">Item #</th> <th style="width: 15%;">Minimum Rate</th> <th style="width: 10%;">24 Hours</th> <th style="width: 10%;">Week</th> <th style="width: 10%;">Month</th> <th style="width: 15%;"></th> </tr> </thead> <tbody> <tr> <td>Dingo TX 1000</td> <td>HE-DNT</td> <td>\$175</td> <td>\$220</td> <td>\$880</td> <td>\$2,640</td> <td></td> </tr> </tbody> </table> <p>Rental of the Dingo comes with 4ft<sup>3</sup> bucket at no charge Can lift up to 1,000lbs Measurements: 53.2"H x 33.7"W x 100.7" L with bucket / 81.7" without bucket Track: 127.6" x 5.9" Track Width: 5.9" Weight: 2,785lbs <b>Diesel powered</b></p>	Rental Rates							Description	Item #	Minimum Rate	24 Hours	Week	Month		Dingo TX 1000	HE-DNT	\$175	\$220	\$880	\$2,640																													
Rental Rates																																																		
Description	Item #	Minimum Rate	24 Hours	Week	Month																																													
Dingo TX 1000	HE-DNT	\$175	\$220	\$880	\$2,640																																													
	<h3>High Torque Auger Power Head &amp; Auger Bits</h3> <p>Available at the following location(s): Inver Grove Heights</p> <table border="1" style="width: 100%; border-collapse: collapse;"> <thead> <tr> <th colspan="7" style="text-align: center;">Rental Rates</th> </tr> <tr> <th style="width: 30%;">Description</th> <th style="width: 10%;">Item #</th> <th style="width: 15%;">Minimum Rate</th> <th style="width: 10%;">24 Hours</th> <th style="width: 10%;">Week</th> <th style="width: 10%;">Month</th> <th style="width: 15%;"></th> </tr> </thead> <tbody> <tr> <td>Auger Head</td> <td>AT-006</td> <td>\$52</td> <td>\$137</td> <td>\$548</td> <td>\$1,642</td> <td></td> </tr> <tr> <td>12" Auger Bit</td> <td>AT-007</td> <td>\$30</td> <td>\$55</td> <td>\$155</td> <td>\$455</td> <td></td> </tr> <tr> <td>18" Auger Bit</td> <td>AT-008</td> <td>\$30</td> <td>\$55</td> <td>\$155</td> <td>\$455</td> <td></td> </tr> <tr> <td>30" Auger Bit</td> <td>AT-009</td> <td>\$45</td> <td>\$95</td> <td>\$275</td> <td>\$815</td> <td></td> </tr> <tr> <td>12" Auger Bit Extension</td> <td>AT-010</td> <td>\$15</td> <td>\$20</td> <td>\$55</td> <td>\$155</td> <td></td> </tr> </tbody> </table> <p>In any drive head, there is a tradeoff between torque (power) and speed (revolutions per minute). The high torque head provides a large amount of torque (power) to the auger at a slower speed. The high torque (power) translates into the Dingo's capability to dig 30" (76.2 cm) holes up to 6' (1.8 m) deep in clay, gravel, sandstone and many other conditions where lower torque heads get stuck.</p>	Rental Rates							Description	Item #	Minimum Rate	24 Hours	Week	Month		Auger Head	AT-006	\$52	\$137	\$548	\$1,642		12" Auger Bit	AT-007	\$30	\$55	\$155	\$455		18" Auger Bit	AT-008	\$30	\$55	\$155	\$455		30" Auger Bit	AT-009	\$45	\$95	\$275	\$815		12" Auger Bit Extension	AT-010	\$15	\$20	\$55	\$155	
Rental Rates																																																		
Description	Item #	Minimum Rate	24 Hours	Week	Month																																													
Auger Head	AT-006	\$52	\$137	\$548	\$1,642																																													
12" Auger Bit	AT-007	\$30	\$55	\$155	\$455																																													
18" Auger Bit	AT-008	\$30	\$55	\$155	\$455																																													
30" Auger Bit	AT-009	\$45	\$95	\$275	\$815																																													
12" Auger Bit Extension	AT-010	\$15	\$20	\$55	\$155																																													
	<h3>Adjustable Pallet Forks</h3> <p>Available at the following location(s): Inver Grove Heights</p> <table border="1" style="width: 100%; border-collapse: collapse;"> <thead> <tr> <th colspan="7" style="text-align: center;">Rental Rates</th> </tr> <tr> <th style="width: 30%;">Description</th> <th style="width: 10%;">Item #</th> <th style="width: 15%;">Minimum Rate</th> <th style="width: 10%;">24 Hours</th> <th style="width: 10%;">Week</th> <th style="width: 10%;">Month</th> <th style="width: 15%;"></th> </tr> </thead> <tbody> <tr> <td>Pallet Forks</td> <td>AT-004</td> <td>\$30</td> <td>\$45</td> <td>\$165</td> <td>\$485</td> <td></td> </tr> </tbody> </table> <p>The Toro Dingo adjustable forks greatly increase the productivity and performance of your Dingo system. This versatile attachment can be used for a variety of material handling jobs to move posts, rocks, trees, pallets, etc. around the job site. It's like having a roving workstation to transport heavy materials around the job site without fatigue.</p> <ul style="list-style-type: none"> <li>• Easily adjustable width</li> <li>• High strength steel forks</li> <li>• Excellent for carrying materials on job sites</li> </ul>	Rental Rates							Description	Item #	Minimum Rate	24 Hours	Week	Month		Pallet Forks	AT-004	\$30	\$45	\$165	\$485																													
Rental Rates																																																		
Description	Item #	Minimum Rate	24 Hours	Week	Month																																													
Pallet Forks	AT-004	\$30	\$45	\$165	\$485																																													
	<h3>Standard Bucket</h3> <p>Available at the following location(s): Inver Grove Heights</p> <table border="1" style="width: 100%; border-collapse: collapse;"> <thead> <tr> <th colspan="7" style="text-align: center;">Rental Rates</th> </tr> <tr> <th style="width: 30%;">Description</th> <th style="width: 10%;">Item #</th> <th style="width: 15%;">Minimum Rate</th> <th style="width: 10%;">24 Hours</th> <th style="width: 10%;">Week</th> <th style="width: 10%;">Month</th> <th style="width: 15%;"></th> </tr> </thead> <tbody> <tr> <td>4ft<sup>3</sup> Bucket</td> <td>AT-003</td> <td>\$30</td> <td>\$45</td> <td>\$155</td> <td>\$460</td> <td></td> </tr> </tbody> </table> <p>The standard bucket is great for moving rock, dirt, mulch and other landscape supplies on the job site. No additional charge for the bucket attachment if renting the Dingo from Gertens.</p>	Rental Rates							Description	Item #	Minimum Rate	24 Hours	Week	Month		4ft <sup>3</sup> Bucket	AT-003	\$30	\$45	\$155	\$460																													
Rental Rates																																																		
Description	Item #	Minimum Rate	24 Hours	Week	Month																																													
4ft <sup>3</sup> Bucket	AT-003	\$30	\$45	\$155	\$460																																													
	<h3>42" Bucket for the Dingo 1000</h3> <p>Available at the following location(s): Inver Grove Heights</p> <table border="1" style="width: 100%; border-collapse: collapse;"> <thead> <tr> <th colspan="7" style="text-align: center;">Rental Rates</th> </tr> <tr> <th style="width: 30%;">Description</th> <th style="width: 10%;">Item #</th> <th style="width: 15%;">Minimum Rate</th> <th style="width: 10%;">24 Hours</th> <th style="width: 10%;">Week</th> <th style="width: 10%;">Month</th> <th style="width: 15%;"></th> </tr> </thead> <tbody> <tr> <td>42" Bucket for Dingo 1000</td> <td>AT-003</td> <td>\$30</td> <td>\$45</td> <td>\$155</td> <td>\$460</td> <td></td> </tr> </tbody> </table> <p>The standard bucket is great for moving rock, dirt, mulch and other landscape supplies on the job site. No additional charge for the bucket attachment if renting the Dingo from Gertens.</p>	Rental Rates							Description	Item #	Minimum Rate	24 Hours	Week	Month		42" Bucket for Dingo 1000	AT-003	\$30	\$45	\$155	\$460																													
Rental Rates																																																		
Description	Item #	Minimum Rate	24 Hours	Week	Month																																													
42" Bucket for Dingo 1000	AT-003	\$30	\$45	\$155	\$460																																													
	<h3>36" x 8" Trencher</h3> <p>Available at the following location(s): Inver Grove Heights</p> <table border="1" style="width: 100%; border-collapse: collapse;"> <thead> <tr> <th colspan="7" style="text-align: center;">Rental Rates</th> </tr> <tr> <th style="width: 30%;">Description</th> <th style="width: 10%;">Item #</th> <th style="width: 15%;">Minimum Rate</th> <th style="width: 10%;">24 Hours</th> <th style="width: 10%;">Week</th> <th style="width: 10%;">Month</th> <th style="width: 15%;"></th> </tr> </thead> <tbody> <tr> <td>Trencher</td> <td>AT-011</td> <td>\$100</td> <td>\$185</td> <td>\$545</td> <td>\$1,625</td> <td></td> </tr> </tbody> </table> <p>Ideal for fast, efficient trenching in most soil conditions. Great for cable, pipe or irrigation installations. • 24" (61 cm), 36" (91.5 cm) or 48" (121.9 cm) booms available • 4" (10.2 cm), 6" (15.2 cm), 8" (20.3 cm) or 12" (30.5 cm) chain widths available. • Heavy-duty nose roller bearing lasts longer, providing less "shock" to the trencher assembly and chain.</p>	Rental Rates							Description	Item #	Minimum Rate	24 Hours	Week	Month		Trencher	AT-011	\$100	\$185	\$545	\$1,625																													
Rental Rates																																																		
Description	Item #	Minimum Rate	24 Hours	Week	Month																																													
Trencher	AT-011	\$100	\$185	\$545	\$1,625																																													



## Dingo Attachment & Trailer Rental

**Soil Cultivator**

Available at the following location(s): Inver Grove Heights




		Rental Rates			
Description	Item #	Minimum Rate	24 Hours	Week	Month
Soil Cultivator	AT-012	\$100	\$185	\$545	\$1,625

The soil cultivator is the ultimate attachment for soil preparation! This incredibly versatile attachment can be used to cultivate and level soil as well as blend landscape materials, compost and fertilizer. This attachment will also bury debris such as stones, soil clods and grass. It transforms rough terrain into a perfect planting bed in one pass. • One-pass prep for seed or sod • High filtering grate • Offset wire mesh finish roller • Breaks up soil down to 5.5" deep

---

**4' Leveler Bar**

Available at the following location(s): Inver Grove Heights




		Rental Rates			
Description	Item #	Minimum Rate	24 Hours	Week	Month
Leveler Bar	AT-013	\$30	\$55	\$155	\$455

This versatile and highly productive tool is a must have attachment for all job sites. Use to grade, finish, and spread landscape materials, backfill trenches, and break up the turf. Also great for carrying and transporting materials around the job site. • Rakes and Grades • Flow-through design • Carries materials

---

**Backfill Blade**

Available at the following location(s): Inver Grove Heights




		Rental Rates			
Description	Item #	Minimum Rate	24 Hours	Week	Month
Backfill Blade	AT-014	\$40	\$95	\$275	\$1,045

---

**Hydraulic Grapple**

Available at the following location(s): Inver Grove Heights




		Rental Rates			
Description	Item #	Minimum Rate	24 Hours	Week	Month
Grapple	AT-005	\$50	\$130	\$380	\$1,230

The Toro grapple rake attachment allows operators to grab, drag, lift, and place materials with ease. The grapple has two heavy-duty cylinders capable of producing 3000 pounds of clamping force at the tine tips, insuring you can "grab-and-hold" and not let go. • Twin heavy duty hydraulic cylinders • 34.5" width guarantees access to tight areas • Tines constructed of 3/8" AR400 steel. • Four greasable pivots reduce wear • Can lift a maximum of 24" boulder • 700lbs maximum lifting weight.

---

**Hydraulic Tree Forks**

Available at the following location(s): Inver Grove Heights




		Rental Rates			
Description	Item #	Minimum Rate	24 Hours	Week	Month
Tree Forks	AT-015	\$45	\$80	\$230	\$680

The Toro Dingo hydraulic tree forks can help you plant trees and large shrubs quickly and effortlessly, plus move all sorts of materials around your garden center or nursery. The Dingo Compact Utility Loader is especially easy to maneuver, helping you transport and position trees or shrubs exactly where you want them. • Powerful hydraulic arm • Forks open 30" wide • Pinpoint maneuverability

---

**Felling Trailer for Dingo and Attachments**

Available at the following location(s): Inver Grove Heights



		Rental Rates			
Description	Item #	Minimum Rate	24 Hours	Week	Month
Dingo Trailer	TR-DIN	\$35	\$45	\$135	\$395
2" Ball & Pin	AT-2-01	\$10	\$15	\$45	\$165
2 5/16" Ball & Pin	AT-256-02	\$10	\$15	\$45	\$165

Great for a hauling a Dingo and up to 4 attachments. Requirements and Restrictions: • Maximum weight of 5,500lbs • 2 5/16" and 2" Ball & Receiver • 7-Way RV Plug

## GERTENS RENTAL POLICIES

### Reservations

To ensure availability please call ahead to reserve all rental equipment.

Reservations can be made with Gertens Brickyard at 651-239-1369 or with the Landscape Project Desk at 651-239-1315.

### Identification

A valid State Issued ID is required for all rentals.

### Rates

*The minimum rental period for all rental equipment is 4 hours*

Prices are subject to change without notice

All rates listed DO NOT INCLUDE a 14% Damage Waiver. The Damage Waiver is highly recommended and will be included as part of the Gertens Rental Contract unless the customer asks specifically to waive it.

**Damage Waiver.** If Customer Pays the damage waiver charge (DWC) as specified, subject to the limitations and exclusions below, Dealer agrees to modify the terms of this contract and relieve Customer of liability for accidental damage to the rented item(s) on this contract, and for loss due to fire, windstorm, upset and riot. Dealer excludes from the waiver, however, any loss or damage due to theft, burglary, collision, misuse of abuse, theft by conversion, intentional damage, mysterious disappearance or any loss due to Customer's failure to care for the rental item(s) as a prudent person would his/her own property, such as proper lubrication. In addition, if the item(s) rented is a truck, Customer is not relieved of liability of accidental damage for the truck container (box) caused by striking a stationary object. If any such loss tends to indicate a crime may have been committed, a further condition of this waiver is that Customer must file a report to the proper law enforcement authorities and shall exercise, and shall empower Dealer to exercise, all Customer's rights to obtain recovery under insurance, shall cooperate with Dealer to obtain recovery and all insurance proceeds shall be given or assigned to Dealer.

For any operational issues with the rental equipment, please contact Gertens Rental at 651-239-1369 as soon as possible. Rental rates will not be reduced or deducted from total amount due to operational errors or non-working time during rental period.

### Rental Return Policy

All rental equipment must be inspected by Gertens Brickyard Rental personnel upon return. Customers are responsible for any damages due to misuse of machine and will be charged accordingly.

All rental equipment must be properly cleaned upon return to the Gertens Brickyard. If the equipment is not cleaned the following charge(s) will be assessed:

- \$125 Hydroseeder
- \$25 for stump grinders and Dingos
- \$15 for all trailers
- \$10 for all other small equipment

### Rental Maintenance

All maintenance for rental equipment shall only be performed by Gertens Rental Management. For any operational issues with the rental equipment, please contact Gertens Rental at 651-239-1369 as soon as possible. *Rental rates will not be reduced or deducted from total amount due to operational errors.*

### Payment

Gertens only accepts credit or debit cards as a form of payment on all rentals. *No cash or checks will be accepted as form of payment for rental equipment.*

### Delivery

Deliveries are **unavailable** for all rental equipment at this time.

